



## **Ways and Means Committee**

5:00 p.m., Wednesday, November 17, 2021  
1207 Palm Boulevard, Isle of Palms, South Carolina

### **Public Comment:**

All citizens who wish to speak during the meeting must email their first and last name, address and topic to City Clerk, Nicole DeNeane at [nicoled@iop.net](mailto:nicoled@iop.net) no later than **3:00 p.m. on the business day before** the meeting. Citizens may also provide public comment here:

<https://www.iop.net/public-comment-form>

### **Agenda**

1. **Call to order** and acknowledgment that the press and the public have been duly notified of the meeting in accordance with the Freedom of Information Act.
2. **Approval of previous meeting's minutes**- October 19, 2021
3. **Citizens' Comments** – All comments will have a time limit of three (3) minutes.
4. **Financial Statements** – Treasurer Debbie Suggs  
Financial Reports, Project Worksheets & Financial Legal Analysis
5. **Capital Projects Reports**
  - a. Marina Restaurant Renovation
  - b. Marina Docks Rehabilitation
  - c. Phase III Drainage
  - d. Phase III Drainage Small Internal Projects
  - e. Overhead to Underground Conversion
6. **Old Business**  
Consideration and approval of wage and compensation adjustments effective 1/1/2022
7. **New Business**
  - a. Consideration of purchase of one (1) Ford F-150 Police Responder in an amount not to exceed \$44,000 [FY22 Budget, Capital Projects Fund, Police Department -\$41,000]
  - b. Consideration of purchase of Polaris GEM Low Speed Vehicle (LSV) in an amount not to exceed \$19,000 [FY22 Budget, State ATAX Fund, Police Department - \$17,000]
  - c. Consideration of replacement of 2010 Ford F-150 and 2008 Ford F-250 in an amount not to exceed \$44,000 per vehicle [FY22 Budget, Muni Atax Fund, Fire Department - \$42,000 and State ATAX, Fire Department - \$42,000]
  - d. Consideration of approval of a contract to Quality Enterprises in the amount of \$2.27 million for the construction of Phase 3 Outfalls at 30th and 36th Avenue [FY22 Budget, Capital Projects Bond Proceeds, Public Works - \$2,462,000]
  - e. Discussion and consideration of providing City cellphones to all Councilmembers
8. **Miscellaneous Business** - Next meeting: 6:00 p.m., Tuesday, January 18, 2022
9. **Executive Session** – If needed.
10. **Adjournment**



**Ways & Means Committee Meeting  
6:00pm, Tuesday, October 19, 2021  
1207 Palm Boulevard, Isle of Palms, SC 29451  
and broadcasted live on YouTube: <https://www.youtube.com/user/cityofisleofpalms>**

**MINUTES**

**1. Call to Order**

Present: Council members Pounds, Streetman, Popson, Bell, Moye, Smith, Buckhannon, and Mayor Carroll

Absent: Council Member Ward

Staff Present: Administrator Fragoso, Treasurer Suggs, various City Department heads

**2. Approval of previous meeting's minutes**

Council Member Buckhannon made a motion to approve the minutes of the September 21, 2021 meeting, and Council Member Bell seconded the motion. The motion passed unanimously.

**3. Citizen's Comments -- none**

**4. Financial Statements – Treasurer Suggs**

Treasurer Suggs stated we are one quarter of the way through FY22 with total revenues just under \$4M and expenses at approximately \$3.38M. General Fund revenues continue on better than normal trends. LOST, business licenses and building permits are all ahead of FY21.

The City has a strong cash position of \$28M, \$4.7M of which is unspent bond proceeds and \$9.7M of which is restricted.

Treasurer Suggs reported that on October 1 the City received just over \$1M, which represents 50% of the City's portion of monies from the American Rescue Plan. That money has been deposited into Capital Projects. The remaining 50% is expected in the spring of 2022.

Treasurer Suggs is reviewing a draft of the audit and said it will be presented at next week's City Council meeting.

Tourism revenues continue to run high, 67% over 2020 and 57% over 2019. She noted that collections for the Local Option Sales Tax had its best month in August.

One check was written to Salmon's from the Marina Dock Rehabilitation account last month. Checks were written to Gulfstream and Thomas & Hutton for work done on the Drainage Phase III project. She said that the trend for legal expenses this year is way down from last year.

## **5. Capital Projects Report**

### **A. Marina Restaurant Renovation**

Administrator Fragoso gave an overview of the work that has been completed at the Marina restaurant. A slide detailing all of the work done there can be seen in the YouTube recording of this meeting linked on the City's website. Exterior framing and sheathing inspections are complete. Electrical and plumbing rough-in inspections will be complete by week's end. Drywall delivery was expected today. The upper waterproof decks at the front bar and bar facing the ICW are nearly complete. The entire ADA entry ramp and deck surrounding the building are repaired and replaced. Work on the HVAC ductwork has begun.

Salmon's began work on the restaurant dock improvements this week.

Marker 116 continues "to evaluate options to provide ADA access to the third floor."

Administrator Fragoso reported that Director Kerr met with them last week to evaluate the feasibility of one of the options. She anticipates having a more comprehensive discussion about this issue at next week's City Council meeting. She does not expect final cost estimates or plans to be a part of that discussion but believes it is important for City Council to stay ahead of the issue.

### **B. Marina Docks Rehabilitation**

Administrator Fragoso gave an overview of the work being done on the Marina Docks Rehabilitation Project. A slide detailing all of the work done there can be seen in the YouTube recording of this meeting linked on the City's website. Dock Area C has been turned over for public use. Only a few punch list items remain to be worked through. Issues with fire standpipes and freeboard are being addressed. All of the piles have been driven and docks installed at Dock Area B. It has been turned over to the electrical and water utility contractors and it is anticipated to be finished in 2-3 weeks. There is triangular shaped portion of the dock to be installed in that area that will facilitate access to the finger piers.

The delivery of the fuel platform to the shipyard is expected on November 15. Demolition of the current fuel dock and hut is scheduled for 11/29. Petroleum Marine will remove dispensers and secure the fuel system on 11/15. Installation of the fuel platform and docks is anticipated for December 1-15 followed by the construction of the fuel hut, fuel system installation, and utilities.

### **C. Phase III Drainage**

Administrator Fragoso gave an overview of the work being done on the Phase III Drainage Project. A slide detailing all of the work done on this project can be seen in the YouTube recording of this meeting linked on the City's website. Administrator Fragoso said that all permits for the 30<sup>th</sup> and 36<sup>th</sup> avenues outfalls are in hand. Only one bid was received for the project, and it remains unopened. To encourage a more competitive process, staff had a meeting with the engineers to discuss how to change the language of the RFB "to make it more appealing." One of the issues noted by the engineers was the need for latitude about the types of

materials and specifications for some of the collapse valves. She said, “What we are doing is changing the language so that they would have greater flexibility to propose alternative materials that would still have to be approved by the engineers during the process. But hopefully that helps the supply chain issues that are severely impacting this project as we have seen from all our other projects.”

She added, “Also some of the issues were associated with listing the Forest Trail outfall as an alternate. The reason we did it at the time the bid went out was we did not have all the permits for that project, and we did not know if, at that time, that a contract was going to be awarded if we had it, if that would be part of the overall project. Now we have all permits on hand, so we can just make it as part of the full scope of the project.”

The new goal is to have the next bid opening before the November Ways & Means Committee meeting so a recommendation can be made. The unopened bid will be returned to the bidder so it can be revised and resubmitted.

#### **D. Phase III Drainage Small Internal Projects**

Administrator Fragoso gave an overview of the work being done on the Phase III Drainage Small Internal Projects. A slide detailing all of the work done on this project can be seen in the YouTube recording of this meeting linked on the City’s website. She reported that the contractor was doing final pressure testing on all the relocated utilities and the new drainage pipe were to be laid down this week. If everything continues as scheduled, the final walkthrough and project close would begin next week.

#### **E. Overhead to Underground Conversion**

Administrator Fragoso said there are no updates on this project. Dominion Energy has asked questions about the drainage at 21<sup>st</sup> Avenue to incorporate it into the design.

#### **6. Old Business**

##### **A. Update and discussion of American Rescue Plan funding allocation**

Council Member Pounds said the second installment of the American Rescue Plan funding allocation is expected in May 2022.

##### **B. Discussion and consideration of wage and compensation adjustments – presentation by Evergreen Consulting, LLC**

Angele Yazbec, Ph.D. of Evergreen Consulting gave a presentation about the process they used to complete the Wage & Compensation Analysis for the City. Feedback from City employees included that they enjoy working with and for the City, but they expressed concern that salaries were not competitive with the current job market and a lack of clarity about salary progression.

She reviewed the City’s compensation philosophy which is to be competitive in the job market and particularly leading the market in Public Safety positions, for pay practices to be equitable and flexible, for an open-range pay plan for general employees and step plans for Public Safety, and pay increases based on tenure and performance.

A salary survey of 16 peer public sector communities did show the City is much below the market in many positions. A benefits survey showed that while the medical deductibles and retirement offerings were competitive, the rate at which City employees earned PTO was much lower than in peer communities.

Administrator Fragoso said that the Town of Mt. Pleasant just released their Wage & Compensation analysis today, so that information will need to be reviewed before finalizing the adjustment options to present to City Council. Committee members expressed the desire for the pay plan to be “leading” especially in the Public Safety positions.

Funding options were discussed. These pay adjustments will be effective January 1, 2022 and are covered in FY22. An option for funding in future fiscal years would be to increase the transfers from the tourism funds to 4 of 22 Police Officers and 6 of 33 Fire employees. Factoring in a vacancy rate instead of assuming full employment in the budget could yield approximately \$100,000 in savings annually. Committee members supported both of these funding options.

Council Member Moye said the extent to which the City wants to be leading in salaries in any department “should be a direct result of the outcomes that our community wants. The next Council, because it is not going to happen with us, but also the community in terms of speaking up and being engaged, we need to define that, and we need to determine if we want to become leaders in other areas because we want to increase the level of service.” Evergreen suggests a wage study every 3 years and a full wage and compensation analysis every 5 years to remain competitive.

Council Member Pounds said implementation options with all variables and assumptions will be discussed at November’s Ways & Means Committee meeting. He asked the Personnel Committee to review the vacation leave policy at its November meeting.

7. **New Business -- none**

8. **Miscellaneous Business**

The next meeting of the Ways & Means Committee will be Wednesday, November 17, 2021 at 5pm.

9. **Adjournment**

Council Member Buckhannon made a motion to adjourn and Council Member Streetman seconded the motion. The meeting was adjourned at 7:32pm.

Respectfully submitted,

Nicole DeNeane  
City Clerk

City of Isle of Palms  
Financial Statement Summary as of October 31, 2021  
(Dollars in Thousands)

	REVENUES						TRANSFERS IN / (OUT)						EXPENDITURES						YTD Actual Net Rev & Exp
	YTD Actual	Annual Budget	Remaining to Collect	YTD Actual as a % of Budget	Current Annual Forecast	Forecast Above or (Below) Budget	YTD Actual	Annual Budget	Remaining to Transfer	YTD Actual as a % of Budget	Current Annual Forecast	Forecast Above or (Below) Budget	YTD Actual	Annual Budget	Remaining to Spend	YTD Actual as a % of Budget	Current Annual Forecast	Forecast Above or (Below) Budget	
General	\$ 2,220	\$ 11,799	\$ 9,579	19%	\$ 11,799	\$ -	\$ -	\$ 667	\$ (667)	0%	\$ 667	\$ -	\$ 3,432	\$ 12,466	\$ 9,034	28%	\$ 12,466	\$ -	(1,212)
Capital Projects	1,963	1,291	(672)	152%	1,291	-	-	394	(394)	0%	394	-	110	4,456	4,346	2%	4,456	-	1,853
Muni Accom Tax	626	1,526	900	41%	1,526	-	-	(433)	433	0%	(433)	-	330	1,265	935	26%	1,265	-	296
Hospitality Tax	324	836	512	39%	836	-	-	(244)	244	0%	(244)	-	135	562	427	24%	562	-	189
State Accom Tax	1	2,146	2,145	0%	2,146	-	-	(834)	834	0%	(834)	-	86	1,506	1,420	6%	1,506	-	(85)
Beach Prserv Fee	628	1,275	647	49%	1,275	-	-	-	-	-	-	-	32	385	353	8%	385	-	596
Marina	147	360	213	41%	360	-	-	450	(450)	0%	450	-	310	689	379	45%	689	-	(163)
Disaster Recovery	1	10	9	10%	10	-	-	-	-	-	-	-	-	10	10	0%	10	-	1
All Other	174	171	(3)	102%	171	-	-	-	-	-	-	-	21	167	145	13%	167	-	153
Total All Funds	\$ 6,084	\$ 19,414	\$ 13,330	31%	\$ 19,414	\$ -	\$ -	\$ -	\$ -		\$ -	\$ -	\$ 4,456	\$ 21,506	\$ 17,049	21%	\$ 21,506	\$ -	\$ 1,628

General Fund YTD Revenues							
	FY22 YTD Actual	FY22 Budget	% of FY22 Budget	FY21 YTD Actual	% of Prior YTD	Current Annual Forecast	Forecast Above/ (Below) Budget
Prop Tax	\$ 52	\$ 4,806	1%	\$ 82	63%	\$ 4,806	\$ -
LO Sales Tax	130	895	15%	171	76%	895	-
Business Lic	232	1,421	16%	182	127%	1,421	-
Rental Lic	504	940	54%	860	59%	940	-
Other Lic (Insurnce/Utilities)	58	1,496	4%	1	5800%	1,496	-
Build Pmts	281	450	62%	168	167%	450	-
From State	9	253	4%	91	10%	253	-
Parking	678	1,019	67%	551	123%	1,019	-
All Other	276	519	53%	253	109%	519	-
Total	\$ 2,220	\$ 11,799	19%	\$ 2,359	94%	\$ 11,799	\$ -

General Fund YTD Expenditures (YTD target = 33%)							
	FY22 YTD Actual	FY22 Budget	% of FY22 Budget	FY21 YTD Actual	% of Prior YTD	Current Annual Forecast	Forecast (Above)/ Below Budget
Mayor/Council	\$ 33	\$ 134	25%	\$ 32	103%	\$ 134	\$ -
General Govt	384	2,145	18%	330	116%	2,145	-
Police	826	3,022	27%	821	101%	3,022	-
Fire	1,131	3,745	30%	1,099	103%	3,745	-
Public Works	478	1,502	32%	434	110%	1,502	-
Build & Lic	125	456	27%	140	89%	456	-
Recreation	327	1,090	30%	301	109%	1,090	-
Judicial	85	270	31%	70	121%	270	-
BSOs	43	102	42%	37	116%	102	-
Total	\$ 3,432	\$ 12,466	28%	\$ 3,264	105%	\$ 12,466	\$ -

**City of Isle of Palms Supplemental Financial Information as of October 31, 2021 (*Dollars in Thousands*)**

<b>Cash Balances</b>		
	<b>9/30/2021</b>	<b>9/30/2020</b>
General Fund	5,373	3,556
<b><i>As a % of GF Exp (target is &gt; 30%)</i></b>	<b>43%</b>	<b>31%</b>
Capital Projects	8,539	3,898
Disaster Recovery	2,827	2,733
Marina	1,665	394
Tourism Funds	4,711	4,465
Beach Preservation	5,352	3,809
Other Restricted	309	170
Total All Cash	28,776	19,025
<b>Deposits at LGIP (.1036%)</b>	<b>26,992</b>	<b>94%</b>
<b>Deposits at TRUIST</b>	<b>1,784</b>	<b>6%</b>
<b>RESTRICTED CASH</b>	<b>10,372</b>	<b>36%</b>

<b>Fund Balances</b>					
<b>Fund</b>	6/30/2021 Audited Fund Balance (Note 1)	FY22 YTD Actual Net Revenues & Transfers Less Expenses	Current Fund Balance	6/30/22 Budgeted Fund Balance	6/30/22 Forecast Fund Balance
General Fund	\$ 3,892	\$ (1,212)	2,680	\$ 3,892	\$ 3,892
Capital Projects	8,933	1,853	10,786	6,162	6,162
Muni Accom Tax	1,595	296	1,891	1,423	1,423
Hospitality Tax	875	189	1,064	905	905
State Accom Tax	1,798	(85)	1,713	1,604	1,604
Beach Funds	4,756	596	5,352	5,646	5,646
Marina (See Note 1)	2,369	(724)	1,645	2,490	2,490
Disaster Recovery	2,827	1	2,828	2,827	2,827
All Other	155	153	308	159	159
Total All Funds	\$ 27,200	\$ 1,067	\$ 28,267	\$ 25,108	\$ 25,108

*Note 1: The comparable amount for the Marina Enterprise Fund is not Fund Balance, but Net Position. To be consistent with the presentation of the other funds, the amount included here for the Marina is the Unrestricted Net Position, which does not include net fixed assets. Unrestricted net position is approx equal to net current assets for the Marina.*

**October 2021 Notes:**

- General Fund Revenues continue to be impacted by a reduction in YTD Rental License revenue compared to the prior year. The SC State Business License Tax Standardization Act (Act 176) mandates a State-wide business license year of May 1 to April 30. For the City, this necessitates a 1-time shortened reporting period for 2021 rental license renewals - 6 months vs 12 months - so the YTD rental license revenue is slightly more than half what it was in FY21. This will catch up later this fiscal year when rental licenses are renewed for a full 12 months at the same time as regular business licenses (early calendar year 2022).
- YTD business license and building permit revenues are 27% and 68% above October 2020, respectively, highlighting robust economic and building activity on the island.
- YTD General Fund operating expenses are running 5% ahead of the prior year but well within budget targets.
- On October 1st, the City received \$1,085,300 for 50% of the City's award under the Federal American Rescue Plan (ARP). The funds were deposited in the Capital Projects fund as Grant Revenue.
- The City has \$28.8 million in cash deposits. Approximately \$4.7 million of this total represents unspent bond proceeds and \$10 million is restricted for tourism related expenditures or beach preservation.

**Heads in  
Beds in**

JUN  
JUL  
AUG  
SEPT  
OCT  
NOV  
DEC  
JAN  
FEB  
MAR  
APR  
MAY  
JUN

City of Isle of Palms Tourism and Local Options Sales Tax Revenues

State Accommodations Tax (Tourism-Related Only)				(Approx 2% of Accommodation Sales)			
	FY16	FY17	FY18	FY19	FY20	FY21	FY22
Sept Qtr	518,796	520,784	518,028	546,269	580,306	553,971	
Dec Qtr	179,446	178,830	202,803	203,067	181,550	252,012	
Mar Qtr	66,294	61,586	71,773	103,097	88,638	132,256	
June Qtr	364,938	407,460	413,234	445,779	242,893	650,839	
Total Fiscal Yr	1,129,474	1,168,660	1,205,838	1,298,212	1,093,387	1,589,078	-
	1.7%	3.5%	3.2%	7.7%	-15.8%	45.3%	
	Incr from FY15	Incr from FY16	Incr from FY17	Incr from FY18	Incr from FY19	Incr from FY20	Incr from FY21
				% Change fr FY19		22%	

Heads in  
Beds in

Jun-Aug  
Sept-Nov  
Dec-Feb  
Mar-May

Chas County ATax Pass-Through				(Historically 20% of County's 2% on IOP Accommodation Sales)			
	FY16	FY17**	FY18	FY19	FY20	FY21	FY22
1st Payment	276,704	520,000	327,750	381,000	370,500	-	-
2nd Payment	208,390	-	109,250	127,000	-	508,000	-
Total Fiscal Yr	485,093	520,000	437,000	508,000	370,500	508,000	-
	1%	7%	-16%	16%	-27%	37%	-100%
	Incr from FY15	Incr from FY16	Incr from FY17	Incr from FY18	Incr from FY19	Incr from FY20	Incr from FY21

## City of Isle of Palms Tourism and Local Options Sales Tax Revenues

Hospitality Tax								(2% of Prepared Food & Beverage Sales)		Food/Bev Sold in
	FY16	FY17	FY18	FY19	FY20	FY21	FY22			
JUL	83,038	85,051	89,309	104,681	88,238	66,947	137,933	JUN		
AUG	87,110	93,123	98,883	101,031	106,673		59,353	134,710	JUL	
SEPT	70,725	77,619	81,373	78,014	78,129		49,484	104,997	AUG	
OCT	66,113	68,348	56,439	69,394	76,033		37,348	84,355	SEPT	
NOV	40,576	46,488	70,905	65,210	66,929		27,609		OCT	
DEC	61,052	40,557	41,260	38,440	56,591		46,700		NOV	
JAN	24,864	27,883	19,085	31,905	28,058		57,988		DEC	
FEB	29,443	27,947	28,826	27,373	27,574	24,135		JAN		
MAR	27,586	39,785	49,744	40,741	21,853	39,019		FEB		
APR	50,531	57,961	66,633	66,425	12,956	50,777		MAR		
MAY	71,297	85,246	79,870	85,134	15,429	85,357		APR		
JUNE	79,858	92,137	87,753	100,621	46,102	114,802		MAY		
Deduct last July	(83,038)	(85,051)	(89,309)	(104,681)	(88,238)	(66,947)	(137,933)			
Add next July	85,051	89,309	104,681	88,238	66,947	137,933		JUN		
Total Fiscal Year	694,206	746,402	785,452	792,527	603,275	730,503	324,063			
	Incr fr FY15 1%	Incr fr FY16 8%	Incr fr FY17 5%	Incr fr FY18 1%	Incr fr FY19 -24%	Incr fr FY20 21%	Incr fr FY21 117%			
						% Change fr FY20	32%			
						% Change fr FY19	31%			

## City of Isle of Palms Tourism and Local Options Sales Tax Revenues

Beach Preservation Fee								(1% of Accommodation Sales)		Heads in Beds in
	FY16	FY17	FY18	FY19	FY20	FY21	FY22			
JUL	162,228	161,068	192,666	199,724	195,287	172,336	256,308	JUN		
AUG	191,610	218,620	181,842	209,600	213,067	169,596	378,001	JUL		
SEPT	149,350	136,141	157,274	152,535	152,561	186,938	248,118	AUG		
OCT	90,398	77,500	75,353	79,534	75,506	129,033		SEPT		
NOV	61,647	57,777	64,256	63,444	65,882	66,090		OCT		
DEC	33,233	36,937	32,877	40,182	34,301	71,683		NOV		
JAN	25,309	28,217	28,859	25,836	32,335	34,025		DEC		
FEB	20,313	15,332	18,317	13,666	18,596	26,709		JAN		
MAR	16,918	20,485	21,562	19,983	9,690	31,080		FEB		
APR	51,082	51,166	53,213	53,685	26,422	68,055		MAR		
MAY	70,954	92,529	88,875	90,800	7,181	125,288		APR		
JUNE	94,270	95,768	94,112	97,999	55,311	153,337		MAY		
Deduct last July	(162,228)	(161,068)	(139,501)	(199,724)	(195,287)	(172,336)	(256,308)			
Add next July	161,068	139,501	199,724	195,287	172,336	256,308		JUN		
Total Fiscal Year	966,152	969,974	1,069,429	1,042,551	863,187	1,318,141	626,119			
	Incr from FY16 0%	Incr from FY17 10%	Incr from FY18 -3%	Incr from FY19 -17%	Incr from FY20 53%	Incr from FY21 67%				
					% Change fr FY20	57%				

City of Isle of Palms Tourism and Local Options Sales Tax Revenues

Local Option Sales Tax						When Sales Occurred
(a portion of the 1% Charleston County local option sales tax)						
	FY18	FY19	FY20	FY21	FY22	
AUG	83,614	88,713	93,221	87,833	130,373	JUL
SEPT	73,671	72,557	83,456	83,149		AUG
OCT	61,352	63,829	62,752	71,963		SEPT
NOV	61,040	61,435	65,514	68,054		OCT
DEC	49,732	54,748	59,951	67,342		NOV
JAN	55,282	57,483	64,996	69,592		DEC
FEB	43,314	48,026	53,263	58,840		JAN
MAR	47,589	49,240	50,882	60,533		FEB
APR	60,349	65,794	43,070	83,678		MAR
MAY	77,153	85,394	56,012	100,082		APR
JUNE	70,879	78,238	74,078	102,313		MAY
JULY	88,382	92,504	92,789	117,380		JUN
Total Fiscal Year	772,357	817,962	799,984	970,759	130,373	
	Incr from FY17	Incr from FY18	Incr from FY19	Incr from FY20	Incr from FY21	
		6%	-2%	13%	48%	
				% Change fr FY20	40%	

City of Isle of Palms

Marina Dock Replacement & Bulkhead Recoating

Funded with Accommodations Taxes, Marina Revenues and a \$4.3M GO Bond

Contracts and Change Orders Received:

9/10/2018	
3/25/2019	ATM Bulkhead recoating - develop maint protocol, bidding and construction svcs
8/5/2019	ATM Chg Order #2 -modification to facilitate add'l marina design and bidding services including coastal conditions assessment, dock areas B&C design development, bidding documents, technical specs, bid pkg development & bidding services. (Tasks 6*-9)
7/28/2020	ATM Chg Order #4* DHEC water/wastewater permits, Clean Vessel Act grant app, dock constr admin
5/21/2021	ATM Change Order #6 - electric transformer relocation, watersports dock relocation
7/27/2021	ATM Change Order #7 - additional construction mgt services
9/22/2020	Salmons Dredging Contract (includes \$86k IPE decking and \$804k bulkhead recoating)
10/27/2020	Salmons Change Order #1 - Builders Risk Insurance
11/13/2020	Salmons Change Order #2 - move watersports dock for regulatory compliance
12/11/2020	Salmons Change Order #3 - remove pony float
12/18/2020	Salmons Change Order #4 - eliminate joint sealant requirement
1/7/2121	Salmons Change Order #5 - relocate and install CT cabinet and meter
1/25/2021	Salmons Change Order #6 - relocate transformer
3/2/2021	Salmons Change Order #7 - fuel hut
6/22/2021	Salmons Change Order #8 - disposal of broken pile
6/22/2021	Salmons Change Order #9 - Builders Risk Insurance extension

Project Expenditures:

Invoice Date	Payee	Description of Work
2/1/2019	ATM	Design, engineering & permitting
5/29/2019	ATM	Consulting on bulkhead recoating
7/10/2019	SC DHEC - OCRM	marina dock permit application fee
8/1/2019	ATM	Design, engineering & permitting
9/25/2019	ATM	Design, engineering & permitting
12/1/2019	ATM	Design, engineering & permitting
1/1/2020	ATM	Design, engineering & permitting
3/31/2020	ATM	plans, specs & bid documents, Dock B&C design, bid pkg

FY19 Spending on docks (Total FY19 Budget = \$600k)	24,600
FY20 Spending on docks (Total FY20 Budget = \$147k)	107,257
FY21 Spending on docks/recoat (Total FY21 Budget = \$3.2M)	2,411,612
FY22 Forecast for completion of docks/recoat	1,980,000
Contracts issued + City's contingency	(4,521,508)
Budget Funds Remaining	1,961

Plan, Design, Permitting & Bidding	Bulkhead Recoating	Dock Construction incl Fuel Hut	Contingency (incls provision for Builders Risk Insurance)	Total
62,000				62,000
	21,000			21,000
68,000				68,000
66,500				66,500
3,615			(3,615)	-
40,000			(40,000)	-
	804,400	2,832,216	667,392	4,304,008
		50,215	(50,215)	-
		23,634	(23,634)	-
		3,195	(3,195)	-
	(37,000)	-	37,000	-
		3,020	(3,020)	-
		12,288	(12,288)	-
		224,404	(224,404)	-
		17,230	(17,230)	-
		27,000	(27,000)	-
240,115	788,400	3,193,203	299,790	4,521,508
	767,400	3,981,603		

### Project Expenditures, continued:

Invoice Date	Payee	Description of Work
4/24/2020	Army Corp of Engineers	permit fee
5/6/2020	ATM	plans, specs & bid documents, Dock B&C design
6/30/2020	ATM	plans, specs & bid documents, Dock B&C design, bid pkg
8/7/2020	ATM	bidding services & CVAP grant application
9/11/2020	ATM	bidding, permitting and CVAP grant application
10/14/2020	Salmons Dredging	Pay App #1 - marine structure, performance bond
11/6/2020	ATM	permitting, grant application, construction admin
11/17/2020	ATM	Consulting on bulkhead recoating
11/24/2020	First Tryon	Financial Advisor for bond issue
11/24/2020	Pope Flynn/Womble	Bond Attorneys
12/14/2020	ATM	CVAP grant application and construction admin
12/15/2020	ATM	Consulting on bulkhead recoating
12/30/2020	Salmons Dredging	Pay App #2
1/20/2021	ATM	Consulting on bulkhead recoating
1/25/2021	ATM	Design, engineering & permitting
1/29/2021	Salmons Dredging	Pay App #3
2/18/2021	ATM	Consulting on bulkhead recoating
2/26/2021	ATM	Design, engineering & permitting
2/28/2021	Salmons Dredging	Pay App #4
3/24/2021	ATM	Consulting on bulkhead recoating
3/31/2021	Salmons Dredging	Pay App #5
4/30/2021	Salmons Dredging	Pay App #6
5/21/2021	ATM	Construction Admin
5/31/2021	Salmons Dredging	Pay App #7
6/22/2021	ATM	Construction Admin
6/30/2021	Salmons Dredging	Pay App #8
7/30/2021	Salmons Dredging	Pay App #9
8/20/2021	ATM	Construction Admin
9/24/2021	ATM	Construction Admin
9/30/2021	Salmons Dredging	Pay App #10
10/19/2021	ATM	Construction Admin
		Total paid
		Remaining on contracts

Plan, Design, Permitting & Bidding	Bulkhead Recoating	Dock Construction incl Fuel Hut	Contingency (incls provision for Builders Risk Insurance)	Total
100				100
4,295				4,295
10,247				10,247
4,722				4,722
6,421				6,421
		250,200		250,200
14,151				14,151
	945			945
			7,500	7,500
			7,500	7,500
13,524				13,524
	1,649			1,649
	187,920	69,340		257,260
	1,879			1,879
20,294				20,294
	140,522	153,216		293,738
	477			477
10,416				10,416
	121,720	220,924		342,643
	808			808
	197,060	326,655		523,715
		151,200		151,200
4,115				4,115
	36,198	364,056		400,254
3,467				3,467
	7,240	88,111		95,350
		256,519		256,519
4,898				4,898
7,547				7,547
	80,440	249,116		329,556
6,704				6,704
213,614	791,358	2,129,336	15,000	3,149,308
26,501	(2,958)	1,063,866	284,790	1,372,200

\* Change Order #3 and Tasks 5 and 5a are skipped because they related to the watersports dock, not the dock replacement project

City of Isle of Palms

Drainage Phase 3

Funded with Capital Projects & Muni Atax Funds, a \$3.5M GO Bond and \$112,532 from NPDES Funds

Contracts and Change Orders Approved :

Thomas & Hutton	11/27/2018	Proj .0000 - Outfall Study - surveying, needs assessment & conceptual design
Thomas & Hutton	correction	Proj .0000 - Change Order #1 for Project Admin & Meetings
Thomas & Hutton		Proj .0002 - preliminary assessment of small but high impact projects in basin
Thomas & Hutton		Proj .0003 - design, eng & permitting for small but high impact projects in basin
Thomas & Hutton		Proj .0004 - design, eng & permitting for outfalls @ 30th Ave & Forest Trail + 41st Ave improves
Thomas & Hutton	6/23/2020	Proj .0005 - conceptual assessment of Waterway Blvd elevation study
Thomas & Hutton	7/28/2020	Proj .0003 CO - bidding & construction admin services for internal drainage projects
Thomas & Hutton		Proj .0004 CO - additional permitting efforts for outfalls
Thomas & Hutton		Proj .0006 - bidding & construction admin for 30th & 36th Ave outfalls
Gulf Stream Construction		Construction Contract, internal drainage projects

Project Expenditures:

Invoice Date	Invoice #	Payee	Description of Work
FY 2019		Thomas & Hutton Engineering	Engineering & Design Fees, Projects .00 and .02
FY 2020		Thomas & Hutton Engineering	Engineering & Design Fees, .00, .02, .03 & .04
FY 2021		Thomas & Hutton Engineering	Engineering & Design Fees, .03, .04 & .05
FY 2022		Thomas & Hutton Engineering	Engineering & Design Fees, .03, .04 & .06
1/1/21		SCDHEC/OCRM	permit
4/1/21		Gulf Stream Construction	Pay App #1
4/22/21		Gulf Stream Construction	Pay App #2
6/1/21		Gulf Stream Construction	Pay App #3
8/23/21		Gulf Stream Construction	Pay App #4
9/1/21		Gulf Stream Construction	Pay App #5
9/24/21		Gulf Stream Construction	Pay App #6
10/31/21		Gulf Stream Construction	Pay App #7
			Total paid
			Remaining on contracts

FY19 Project Spending	93,052
FY20 Project Spending	161,473
FY21 Spending for Small Project Contruction	452,803
FY21 Spending for Outfall Construction	182,855
FY22 Budget for Outfall Construction	2,462,000
FY23 Forecast for Outfall Construction	913,000
Contracts/Change Orders	(1,236,132)
Budget Funds Remaining	3,029,051

Engineering & Design	Project Admin	Construction	Contingency	Total
100,800				100,800
-	13,000		-	13,000
23,300			-	23,300
62,600				62,600
229,500				229,500
18,900				18,900
30,000				30,000
43,300				43,300
102,200				102,200
		612,532		612,532
610,600	13,000	612,532	-	1,236,132

87,437	5,615	-	-	93,052
154,087	7,386	-	-	161,473
212,479	-	-	-	212,479
46,053	-	-	-	46,053
250				250
		239,853		239,853
		93,969		93,969
		89,107		89,107
		24,216		24,216
		19,158		19,158
		8,550		8,550
		63,352		63,352
454,003	13,000	538,205	-	1,051,511
156,597	-	74,327	-	184,621

**CITY OF ISLE OF PALMS**  
**LEGAL EXPENSES - FY21 and YTD FY22**

*Sorted by Total Spent*

Legal Issue	FY21 Expense	FY22 YTD Expense	Total
TWWS, incl eviction and fraud cases	83,082	37,788	120,870
City Prosecutor	58,363	25,358	83,720
GO Bonds	40,300		40,300
General	21,463	10,103	31,565
Parking	22,658		22,658
Marker116 Lease	20,040	1,232	21,272
Illegal Tree Removal	12,235	5,757	17,992
Marina	8,216	5,265	13,481
Employment Matters	4,604	1,784	6,388
Indigent Attorney	4,000		4,000
Morgan Creek Grill	3,450		3,450
Covid	2,489		2,489
Total	\$ 280,899	\$ 87,285	\$ 368,184

# FY22 CAPITAL PROJECTS REPORT

---

**NOVEMBER 2021**



# IOP MARINA RESTAURANT RENOVATION

---

## Building Update

- Siding installation complete
- Metal mansard roof installation begins week of 11/15
- AC units will get craned to the roof week of 11/15
- Sprinkler and HVAC duct work scheduled to be complete week of 11/15, which will allow ceiling work to begin
- Spray foam is 70% complete
- Kitchen wall covering installation is in process
- Ongoing discussions regarding plan to consolidate enclosed dumpster area between the end of road at 41<sup>st</sup> Avenue and employee parking lot. On site meeting scheduled for week of 11/15

## Restaurant Dock Improvements

- Complete







Before




After

# Marina Restaurant Dock Improvements

# IOP MARINA DOCK REHABILITATION

- Supplemental floats to fix freeboard issue on the Restaurant dock expected by the end of 11/15 week.
- City evaluating timing of potable water hook up for Charter Docks.
  - We can hook up the potable water now, do the testing, coordinate with DHEC, etc. for an extra fee of ~\$10,000. Potable water would be operational by mid-December.
  - OR we can wait and hook up the potable on Charter and Fuel at the same time for no extra fee. All of this probably will be done mid to late January.
- Salmon's Dredging waiting on two (2) additional loads from Structure Marine:
  - The first load includes the fuel docks and the angle bracket for the corner of Charter down by the boat ramp. This load is on a truck in route to SC.
  - The second load includes the fuel dock platform and will be shipped by the week of 11/22.



# PHASE 3 DRAINAGE 30<sup>TH</sup>, 36<sup>TH</sup> & 41<sup>ST</sup> AVENUE OUTFALLS


---

City opened bids for the construction of the outfall improvements at 30<sup>th</sup> and 36<sup>th</sup> Avenue on November 10, 2021 and received two (2) bids:

- Gulfstream Construction- \$3,062,461.70
- Quality Enterprises- \$2,270,822.51

Ways and Means, City Council to consider award of a contract to Quality Enterprises on Wednesday, November 17, 2021.

A Notice to Proceed and kick off meeting will be issued/scheduled after executing contract.



# PHASE 3 DRAINAGE INTERNAL PROJECTS

All portions of drainage projects at Sparrow Drive, Forest Trail, Cross Lane, 32<sup>nd</sup> Avenue and all portions of the project at 41<sup>st</sup> Avenue are completed.

Final walkthrough scheduled for week of 11/15.





# **STATE OF SOUTH CAROLINA – STANDARDIZED VEHICLE SPECIFICATIONS**

(Revised 8/09/21)

## **Introduction:**

The following specifications are applicable if they are listed as “Factory Installed Items” (included in the “Base Price”) or “Option Equipment” (Add or Deduct Pricing). If they are not referenced by the spec item name (example: “Tow Package”) in the individual vehicle spec, they do not apply.

Should it be necessary to deviate from a standard spec, the deviation(s) will be expressly stated within the individual vehicle spec. The individual vehicle spec takes precedence over the standardized vehicle spec. Unless defined otherwise in an individual vehicle’s specification, the following standardized specifications apply where applicable and as listed in each vehicle spec.

## **Important Notice:**

Contractors/vendors should review purchase orders carefully for items such as drawbar, pin, clip and shank configuration, as well as anything else needing further description for the order, as provided in the contract documents. They should notify the ordering governmental entity when needed information is missing. This office will require delivery of all specified items unless the ordering governmental entity provides specific notice of relief from same in writing. **These type items are to be included in the contract prices.**

<b><u>Specification Name</u></b>	<b><u>Description</u></b>
<b>Colors – Exterior</b>	<p>The cost for all factory-standard “no-charge” paints and factory-standard paint palette colors for additional charges, shall all be factored into the vehicle price as contracted.</p> <ul style="list-style-type: none"><li>• The State will not pay any additional color charges, unless a non-standard/premium color is requested by the purchasing agency.</li><li>• The colors white, black, gray and silver are all required colors for state contract pricing.</li></ul>
<b>Daytime Running Lights</b>	<p>If standard equipment, daytime running lights are to be made inoperable prior to delivery of vehicles purchased by and for law enforcement entities.</p>
<b>Engines - Diesel</b>	<p>For Diesel-powered vehicles and equipment, fuel system components and Diesel engines shall be compatible with B20 bio-diesel blends, minimum.</p>
<b>Engines – Gasoline/Unleaded/E10</b>	<p>For gasoline-powered vehicles and equipment, fuel system components and gasoline engines shall be compatible with E10 ethanol blends, minimum. These engines are to perform as follows:</p> <ul style="list-style-type: none"><li>• No noticeable degradation in vehicle drivability;</li><li>• Minimal impact on vehicle operating efficiency (defined to be no more than 10% decrease in fuel economy);</li><li>• Maintenance sensors and warning systems are to display normally (i.e. use of E10 is not to cause the check engine light to illuminate).</li></ul> <p><b>NOTICE:</b> The State of South Carolina has transitioned to the E10 Unleaded Fuel Blend. The fuel contracts reflect the same.</p>

<p><b>Floor Mats</b></p>	<p>Unless stated otherwise in the individual vehicle specifications, the following applies:</p> <ul style="list-style-type: none"> <li>• In vehicles with <u>carpeted</u> flooring, the manufacturer's vehicle-specific floor mats are to be supplied for all major seating points of the vehicle.</li> <li>• If a manufacturer is unable to supply floor mats for carpeted vehicles (i.e. due to specific vehicle packages), equivalent (in quality and fit) aftermarket mats must be provided for all major seating points.</li> <li>• In vehicles with <u>vinyl or heavy-duty rubber flooring</u>, floor mats are <b>not</b> to be provided, and may not be requested by the ordering governmental entity.</li> </ul> <p><b>NOTICE:</b> Should an individual vehicle's specifications with carpeted interior request rubber or vinyl floor mats, those mats will be of a high quality, heavy duty construction.</p>
<p><b>Four-wheel Drive (4x4) &amp; All-Wheel Drive (AWD)</b></p>	<p><b><u>4x4 Definition:</u></b> The State of South Carolina recognizes the definition of a 4x4 (four-wheel drive)-equipped vehicle as follows:</p> <ul style="list-style-type: none"> <li>• The vehicle is primarily rear-wheel drive, and equipped with locking differentials, low-range gearing, and is controlled by transfer case.</li> <li>• Power distribution is not distributed/vectored alternately between wheels by the vehicle computer.</li> <li>• The 4x4 system can be selected for 4x2/rear wheel drive, low, and high settings on part-time 4x4 vehicles (either by lever or electronic selection).</li> <li>• Full-time 4x4 vehicles do not have computer-controlled power vectoring to the wheels but may allow for low and high range selection.</li> </ul> <p><b><u>4x4 Package:</u></b> For vehicles equipped with 4x4 as defined above, the State requires the following to be provided on said vehicle:</p> <ul style="list-style-type: none"> <li>➤ Transfer case with auto locking hubs (operator may lock hubs without leaving the cab).</li> <li>➤ Factory installed protection for fuel cell and transfer case. Protection must be adequate to prevent puncture to either system.</li> <li>➤ Locking or limited slip differential or electronic traction control.</li> <li>➤ Suspension – all changes recommended by the manufacturer for 4x4 operation to be provided and completed.</li> <li>➤ All-terrain tires</li> </ul> <p><b><u>All-Wheel Drive (AWD) Definition:</u></b> The State of South Carolina recognizes the definition of an AWD-equipped vehicle as follows:</p> <ul style="list-style-type: none"> <li>• The vehicle computer controls the amount and timing of power distribution/vectoring to each of the wheels.</li> <li>• The driver does not have the ability to eliminate the computer's control of power distribution (variable mode options of an AWD system does not classify a vehicle as 4x4 instead of AWD).</li> <li>• The vehicle is typically always readily engaged in an All-Wheel Drive power distribution, whether or not the computer has selected all wheels to receive power at any given moment.</li> </ul> <p><b><u>AWD Package:</u></b> The State requires AWD vehicles to be fully equipped with all warranty-necessary suspension and protective devices as defined by the manufacturer.</p>

	<p><b>NOTICE:</b> The State of South Carolina does not consider AWD to be equivalent to 4x4. Therefore, AWD will not be accepted as a substitute for 4x4. Refer to individual vehicle specifications to determine if a vehicle must be either 4x4 or AWD, or if either option is acceptable for the individual vehicle spec.</p>
<p><b>Head Restraints</b></p>	<p>All outboard seating positions shall have factory installed head restraints via head rests or high back seats. The head restraints shall meet all requirements of US Department of Transportation, National Highway Traffic Safety Administration, and Federal Motor Vehicle Standards.</p> <p><b>NOTICE:</b> If head restraints are not available, the contractor shall provide each ordering governmental entity notification from the manufacturer verifying that head restraints are not available. If head restraints are available from the manufacturer as an optional item, they must be included in the offer and incorporated into the base price of the vehicle.</p>
<p><b>Keys</b></p>	<p>Three (3) ignition-capable (and programmed) keys and two (2) fobs/remotes are to be provided for each vehicle delivered.</p> <ul style="list-style-type: none"> <li>• The two (2) fobs/remotes are only required if the vehicle is equipped with power locks.</li> <li>• For manufacturers whose keys are an integrated key/fob, three (3) fully functional (ignition-capable) integrated key/fobs are required.</li> <li>• Cost for the key and fob sets are to be included in the base price.</li> </ul>
<p><b>Pickup Box Removal and Lamp Detection</b></p>	<p>Trucks provided with a pickup box removal shall have lamp detection turned “Off” to allow exterior turn signal lights and interior audible and/or visual turn signal indicators to work properly.</p>
<p><b>Privacy Glass -- Extended &amp; Crew Cab Pickups, Cargo &amp; Passenger Vans, Utility Vehicles</b></p>	<p>If “Privacy Glass” is required as part of the individual vehicle spec (or as an add-on item), for a qualifying vehicle class as defined below, the State of South Carolina defines privacy glass and its applicable vehicular location as:</p> <ul style="list-style-type: none"> <li>• Deep tint not to exceed factory standard option shading:</li> <li>• Only applicable to glass aft of the B pillar for the specifically defined vehicle classes within this spec.</li> </ul> <p><b><u>Qualifying Vehicles:</u></b></p> <ul style="list-style-type: none"> <li>• Extended and crew cab pickups</li> <li>• Cargo and passenger vans</li> <li>• Utility Vehicles – which are specifically on state contracts defined for SUVs</li> <li>• Crossovers</li> <li>• State contract law enforcement vehicles</li> </ul> <p><b>NOTICE:</b></p> <ul style="list-style-type: none"> <li>• Sedans, exclusive of law enforcement contracts, do not qualify for privacy glass.</li> </ul>

<p><b>Privacy Glass (Law Enforcement &amp; DNR) Vehicles</b></p>	<p>If “Privacy Glass” is required as part of the individual vehicle spec (or as an add-on item), for a qualifying vehicle class as defined below, the State of South Carolina defines privacy glass and its applicable vehicular location as:</p> <ul style="list-style-type: none"> <li>• Deep tint not to exceed factory standard option shading:</li> <li>• Only applicable to glass aft of the B pillar for the specifically defined vehicle classes within this spec, excluding rear windshield</li> <li>• Deep Tint not to recede minimum 27% allowance of light for glass fore the B pillar of the specifically defined vehicle, excluding windshield.</li> </ul> <p><b><u>Qualifying Vehicles:</u></b></p> <ul style="list-style-type: none"> <li>• State contract law enforcement vehicles</li> </ul>
<p><b>Radio Noise Suppression</b></p>	<p>Governmental fleet vehicles may have an approximate 150-watt mobile (two-way) radio installed, operating on the frequencies of 44-47 MHz as designated by the FCC (CFR 47, Part 90).</p> <p>To anticipate possible installation of such radio equipment, the vehicle shall be fully compatible with the above radio installation and all vehicle components and equipment shall not interfere with the operation (transmitting or receiving) of the mobile radio.</p>
<p><b>Rear View Camera Systems (All vehicles under 10,000 GVWR)</b></p>	<p>Vendor shall provide an installed rear view camera system complete with camera, cabling, and hardware meeting requirements of Federal Motor Vehicle Safety Standards (FMVSS) 111 Standard for rear vehicle visibility.</p> <p>The rearview camera system shall provide a compliant image from a factory standard screen. If available and not already standard, the ability to upgrade to an in-dash monitor shall be allowed through the cost + 10% charge when requested by the purchasing agency.</p>
<p><b>Step Bar – Entry/Egress</b></p>	<p><b><u>Definitions:</u></b></p> <ul style="list-style-type: none"> <li>• <b>Door threshold</b> – point of the vehicle where the driver &amp; passengers place their foot upon entering the cabin.</li> <li>• <b>Step Bar</b> – shall be a 3” diameter bully single, extended, or double step bar, or equivalent. <i>The bar must have a minimum weight capacity of 250 lbs. and must be of metal construction.</i></li> <li>• <b>Running board</b> – an elongated platform step that measures no less than six inches deep and must be installed to allow entry and egress from all side doors (including driver’s as measures dictate). <i>The board must have a minimum weight capacity of 250lbs.</i></li> </ul> <p><b><u>Method of Measurement:</u></b> From level ground (not including curbing), measure the vertical clearance from the ground to the threshold for each passenger and driver entry door as defined above.</p> <p><b><u>Spec for Vans (including Cutaways):</u></b></p> <ul style="list-style-type: none"> <li>• <u>Running boards</u>, as defined above, are required <u>at all doors where</u> the ground-to-threshold clearance exceeds <b>19”</b>.</li> <li>• The astern rear door is exempt from this spec.</li> </ul>

	<ul style="list-style-type: none"> <li>• <i>Please be sure to measure all entry points, particularly on redesigned or new models, to prevent rejection at time of delivery and inspection. <u>Note that tire &amp; wheel changes could affect measurements – be sure to check for such changes on new model years.</u></i></li> </ul> <p><b><u>Spec for Pickups &amp; Large Trucks:</u></b></p> <ul style="list-style-type: none"> <li>• <u>Step bars</u>, as defined above, are required <u>at all doors where</u> the ground-to-threshold clearance exceeds <b>21"</b>.</li> <li>• For vehicles with extended, quad, or crew cabs (no matter the manufacturer's marketing description), an extended length or double step bar shall be installed that services the entry and egress for all doors.</li> <li>• <i>Please be sure to measure all entry points, particularly on redesigned or new models, to prevent rejection at time of delivery and inspection. <u>Note that tire &amp; wheel changes could affect measurements – be sure to check for such changes on new model years.</u></i></li> </ul> <p><b><u>Spec for Utilities (SUV &amp; Crossover):</u></b></p> <ul style="list-style-type: none"> <li>• <u>Running boards</u>, as defined above, are required when any passenger (including driver) door's ground-to-threshold clearance on a utility vehicle exceeds <b>21"</b>.</li> <li>• The running board shall cover the length of the rocker panel from the forward point of the front doors, to the rearward point of the rear passenger doors.</li> <li>• The astern rear door/hatch is exempt from this spec.</li> <li>• <i>Please be sure to measure all entry points, particularly on redesigned or new models, to prevent rejection at time of delivery and inspection. <u>Note that tire &amp; wheel changes could affect measurements – be sure to check for such changes on new model years.</u></i></li> </ul> <p><b>NOTICES:</b></p> <ul style="list-style-type: none"> <li>• In all cases, overall manufacturer-desired ground clearances must be maintained.</li> <li>• All step bars and running boards shall be the type that are customarily manufactured and marked to be used as steps (not décor).</li> <li>• Step bars must be black powder coated and certified for a minimum weight capacity of 250lbs.</li> <li>• Running boards should be black in color. Molded plastic running boards (OEM or aftermarket) are acceptable, so long as they are certified to a minimum weight capacity of 250lbs.</li> <li>• Steps are not required for astern rear doors/hatches on vans or utilities.</li> </ul>
<b>Tires</b>	<p>Tires are to be mounted with black walls turned to the outside.</p> <ul style="list-style-type: none"> <li>• All tire walls with contrasting colors such as white, red, raised white lettering, etc. are to be turned and mounted to the inside.</li> <li>• The ordering governmental entity may reject delivery if black walls are not turned to the outside.</li> </ul> <p><u>Spare Tires:</u></p>

	<ul style="list-style-type: none"> <li>Vehicle specs indicating the requirement of a spare tire (full or temporary) shall also be supplied with a vehicle manufacturer-approved jack and lug wrench.</li> <li>Vehicle specs indicating <u>full</u> size spare tires shall be equipped with spares that are <u>equivalent</u> to the vehicle's installed tires as delivered to the State.</li> <li><u>Law Enforcement Vehicles</u>: <u>ALL</u> Law Enforcement vehicles shall be equipped with full size spares that are <u>identical</u> to the installed tires as delivered to the State.</li> </ul>
<b>Tow Package</b>	<p><b><u>State of South Carolina Tow Package:</u></b></p> <p>Factory installed hitch plus all necessary components to match or exceed the maximum rated towing capacity of the vehicle are to be included.</p> <ul style="list-style-type: none"> <li>Wiring will be completed to include all necessary components to utilize both 4-way and 7-way wiring harnesses.</li> <li>Standard configuration for drawbar, ball, pin, and clip: <ul style="list-style-type: none"> <li>Standard is the DNR specification below, unless otherwise stated by the ordering governmental entity.</li> <li>Department of Natural Resources (DNR) configuration is: drawbar with 2" drop, pin, clip, and 2" ball w/ 1" solid shank.</li> </ul> </li> </ul> <p><b>NOTICES:</b></p> <ul style="list-style-type: none"> <li>This spec applies when: <ul style="list-style-type: none"> <li>A governmental agency specifically requests the tow package as part of the vehicle order, or</li> <li>The individual vehicle spec includes the tow package as required/standard equipment.</li> </ul> </li> <li>If the drawbar, pin, clip, and shank configuration is inadvertently omitted from a purchase order (i.e. "tow package" was the only description provided on the PO), it does not relieve the contractor of the requirement to provide the standard configuration above, or as outlined in the individual vehicle specifications.</li> <li>If a vendor's vehicle is provided factory-equipped (factory standard) with the hitch assembly, the vendor does <u>not</u> have to supply the standard configuration of the State of South Carolina tow package (wiring, drawbar &amp; ball) when: <ul style="list-style-type: none"> <li>The ordering governmental entity has not requested the tow package as part of the purchase, or</li> <li>The individual vehicle spec does not require the tow package as a standard/base item for the contract.</li> </ul> </li> </ul>
<b>Winch- Steel Cable</b>	<p>The standard specification winch is as follows:</p> <ul style="list-style-type: none"> <li>Warn model Zeon 12 (89120)</li> <li>Electric</li> <li>Front Mount</li> <li>12,000lb. capacity, with roller fairlead (5742)</li> <li>80' steel wire cable</li> <li>Grille guard with center horizontal bars, winch carrier, mounting bracket</li> </ul> <p><b>NOTICES:</b></p>

	<ul style="list-style-type: none"> <li>• The mounting bracket must not extend below the height of the front bumper.</li> <li>• The winch package may be installed by the contractor/factory, or an approved up-fitter.</li> </ul>
<b>Winch- Synthetic Rope</b>	<p>The standard specification winch is as follows:</p> <ul style="list-style-type: none"> <li>• Warn Model Zeon 12 (89120)</li> <li>• Electric</li> <li>• Front Mount</li> <li>• 12,000 lb. capacity, with min 1" polished aluminum hawse fairlead used with winches 6,000 lbs. or greater (87914)</li> <li>• 100'Spydura Synthetic Winch Rope (102558)</li> <li>• Federal Signal PBX Series Push Bumper e-coated/black powder coated with heavy duty 4-guage steel uprights or other similar grille guard with center horizontal bars if not compatible for installation (pre-drilled for adding PIT bars, lights, and speakers) with center horizontal bar, winch carrier and mounting bracket</li> </ul> <p><b>NOTICES:</b></p> <ul style="list-style-type: none"> <li>• The mounting bracket must not extend below the height of the front bumper.</li> <li>• The winch package may be installed by the contractor/factory, or an approved up-fitter.</li> </ul>
<b>Vehicle Up-fits – Unapproved / Not Ordered</b>	<p>If a vendor <u>chooses</u> to fulfill an order with dealer stock / retail units that were up-fitted beyond factory-standard/equipped accessories (i.e. tow package, bed liner, toolboxes, satellite radio, navigation, etc.), but not requested by the ordering governmental entity, the vendor may <u>not</u> petition the ordering governmental entity for reimbursement of the up-fit(s).</p>

.....

End of Standard State Specifications.

.....

FY22 Vehicle Specification						
LE-6 Truck, Pursuit Rated Pickup, 1/2 ton, 4x4 Crew Cab   (Vehicle used for Spec: 2021 Ford F-150 Pursuit)						
NOTE: Vendors must complete all blocks highlighted in BLUE below. Failure to complete ALL blocks highlighted in BLUE may deem your offer non-responsive.						
Vendor Name:		Vic Bailey Ford				
Vendor-suggested Model Name and Model Number:		F150 Responder - W1P				
Base Price:		\$34,071.00				
				NOTE: If Add is included in the base price enter \$0.00 in the BLUE cell below and indicate "standard" in the GREEN cell. Use the GREEN cell below also to indicate whether an Add or Deduct requires an additional Add or Deduct. Be Specific.		
Measures & Capacities	Requirement	Required Equipment	Requirement	Additions	Add-on Amount	Addition Comments
Doors - Min. #	4 full doors	All federally-required safety components	Required	Interior Upgrade Package (cloth front and rear seating carpet, center console)	\$598.00	There is an error in the "Total of All Adds" cell - H48.
Drive Type	4x4 per state spec, with auto locking hubs, positive traction/limited slip differential	Must contain all components as base model	Required (unless otherwise stated)	Fog Lamps	\$141.00	
Engine - Cylinders	V6	Must be pursuit-rated	Required	Securable Folding Bedcover (hard surface)	\$880.00	
Engine - Fuel Type	Regular Unleaded	Air Conditioning	Required	Spray-in Bedliner	\$525.00	
Engine - Liters (Min)	3.5L	AM/FM Stereo Radio	Required	Police Engine Idle Feature	\$260.00	
Engine - Min. Horsepower	395	Bluetooth/Hands Free Calling	Required	Privacy Glass LE&DNR (per state spec)	\$0.00	This option is included.
Engine - Min. Torque (ft.lbs.)	495	Police-calibrated Speedometer w/analog gauges	Required	Rear Sliding Power Window	\$350.00	
GVWR - Min/Max (lbs.)	6800/7350	Colors	See State Std. Specs	Anti-Theft Device (i.e. TREMCO or Computer Controlled Shift from Park Prevention)	\$130.00	
Keys	3 (see std. specs)	Cruise Control w/Resume	Required			
Passengers - Min. #	5	Driver Side Mounted Spotlight	Required			
Payload - Min. (lbs.)	1800	Floor Mats	No, unless carpet upgrade			
Towing - Min. (lbs.)	6500	Flooring	Vinyl			
Transmission Type	Automatic 10 speed, with HD Trans. Cooler	Intermittent Wipers	Required	Deduction	Deduction Amount	Deduction Comments
Transmission Type	Automatic with HD cooler	Locking Tailgate	Required	Driver Side Mounted Spotlight		
Vehicle Height - Min. (in.)	73	Power Brakes	Required	Factory Center Console	\$0.00	This option is included in the model bid.
Vehicle Length - Min./Max. (in.)	227/235	Power Door Locks w/Keyless Entry	Required	Privacy Glass back to Factory-Std. Solar Glass	\$0.00	This option is standard and can not be deleted.
Vehicle Wheelbase - Min./Max. (in.)	139/148	Power Driver Seat	No (Unless standard)			
Vehicle Width - Min. (in.)	78	Power Side Mirrors (Passenger & Driver)	Required			
Alternator Amps (Min)	220	Power Steering	Required			
Minimum Top Speed	115 mph	Power Windows	Required			

[illegible]

Factory-Std. Solar Glass	Required if privacy glass spec deleted
Privacy Glass (per state spec)	Required w/deduct option
Radio Noise Suppression	Required (see std. specs)
Rearview/Backing Camera	Required
Seating Configuration	Front: Bucket, Rear: Foldable Bench
Seating Construction	Front: Cloth, Rear: Vinyl
Spare Tire	Full Size
Steps/Running Boards	See Std. Specs
Adjustable Steering Column	Required
Tires	All-Terrain, LT265/70R18C
Tire Pressure Monitoring System	Required
Tow Package (per state spec)	Required
Transmission - Additional Requirement	Prevention of driver manually shifting to lower gear at high speeds
Red/white task lighting in overhead console	Required

[illegible]

<b><u>DELIVERY INFORMATION</u></b>		
	Distance from Dealership to SFM Delivery Point (In Miles)	10
	Amount of Base Price Allocated to Delivery to SFM	\$20.00
<b>This field will automatically populate from the Delivery Information entered above.</b>	Price Per Mile Contractor May Charge	<b>\$2.00</b>
<b>Enter the days ARO in the BLUE cell</b>	<b>DAYS ARO:</b>	160

<b><u>PRICE CALCULATIONS</u></b>	
<b>(These cells automatically populate)</b>	
Base Price:	\$34,071.00
Total of All ADDS:	\$2,884.00
25% of all ADDS:	\$721.00
Total of All DEDUCTS:	\$0.00
25% of All DEDUCTS:	\$0.00
<b>Evaluated Amount:</b>	<b>\$34,792.00</b>

**ENTER THIS AS YOUR BID IN SCEIS**

11/12/2021

DATE

**BAKER MOTOR CO**1511 Savannah Hwy. Charleston, SC 29407  
Phone: 843-852-4000

Isle of Palms Police Department

30 JC Long Blvd.

STREET ADDRESS

Isle of Palms

SC

29451

CITY

STATE ZIP

8438866522

RES. PHONE

BUS. PHONE

Thien Nguyen

SALESMAN

PLEASE ENTER MY ORDER FOR THE FOLLOWING

☐ NEW ☐ CAR☐ USED ☐ TRUCK☐ DEMO

YEAR 2022 MAKE Polaris

MODEL BODY

OR SERIES GEM TYPE E2 COLOR Blue MILES VIN

TO BE DELIVERED ON OR ABOUT

STOCK NO.

CASH DELIVERED PRICE OF UNIT	\$ 15,734.00	USED CAR TRADE-IN AND OR OTHER CREDITS
		YEAR MAKE
		MODEL BODY COLOR
		MILES #CYL
Price Includes E2 Equipped with:		MVI OR SERIAL NO.
White Roof/Front Windshield/Light Bar/		YEAR MAKE
		MODEL BODY COLOR
Utility Bed		MILES #CYL
		MVI OR SERIAL NO.
		USED TRADE-IN ALLOWANCE \$ 0.00
		BALANCE OWED ON TRADE-IN 0.00
		NET ALLOWANCE ON USED TRADE-IN \$ 0.00
		<b>IMPORTANT NOTICE TO PURCHASERS</b>
		<small>You are not required as condition of the sale and delivery of this vehicle to purchase dealer installed, or provided, special features, appliances, equipment, parts or accessories not desired or requested by you. You have the right to reject any such features, appliances, equipment, parts or accessories. I HAVE READ AND UNDERSTAND THE ABOVE NOTICE.</small>
		Customer's Signature
		<small>I warrant that my trade-in has NOT been reconstructed, rebuilt, or suffered major damage that would cause the restructuring of this vehicle.</small>
TOTAL SELLING PRICE	15,734.00	<small>I warrant that the Balance owed on my trade-in is correct as stated above and that if the actual amount is greater, I will reimburse BAKER MOTOR COMPANY OF CHARLESTON. I understand that if the amount is less, BAKER MOTOR COMPANY OF CHARLESTON will refund the difference to me. Client warrants trade-in has no salvage title history in any state.</small>
PROCESSING FEE	699.00	Customer's Signature
SALES TAX	500.00	
LICENSE, LICENSE TRANSFER, TITLE, REGISTRATION FEE	55.00	<small>Any used motor vehicle sold to Purchaser by Dealer under this Order is sold at the time of delivery by Dealer without any guarantee or warranty, expressed or implied, including any implied warranty of merchantability or fitness for a particular purpose as to its condition or the condition of any part thereof except as may be otherwise specifically provided in writing on the face of this Order or in a separate writing furnished to Purchaser by Dealer.</small>
1 TOTAL PRICE OF UNIT	\$ 16,988.00	
2 DOWN PAYMENT:	\$ 0.00	<small>The information you see on the window form for this vehicle is part of this contract. Information on the window form overrides any contrary provisions in the contract of sale.</small>
consisting of \$ 0.00 in cash		Customer's Signature
and/or \$ 0.00 net trade-in allowance		
on trade in; see statement in right hand column for details		
3. UNPAID CASH BALANCE DUE ON DELIVERY	\$ 16,988.00	<b>CASH OR CASHIER'S CHECK UPON DELIVERY</b>
(difference between Items 1 and 2)		<small>If this is a credit sale and the disclosure statement has not been completely filled in, this order is not binding on the buyer and the buyer may cancel it and recover the deposit. However, this order shall become binding upon the buyer upon his receipt of a completely filled in disclosure statement.</small>

Purchaser agrees that this Order includes all of the terms and conditions on both the face and reverse side hereof, that this Order cancels and supersedes any prior agreement and as of the date hereof comprises the complete and exclusive statement of the terms of the agreement relating to the subject matters covered hereby, and that **THIS ORDER SHALL NOT BECOME BINDING ACCEPTED BY DEALER OR HIS AUTHORIZED REPRESENTATIVE**. Purchaser by his execution of this Order acknowledges that he has read its terms and conditions and has received a true copy of this Order. Purchaser certifies he is of legal age to execute binding contracts in this state.


NO EXPRESSED OR IMPLIED WARRANTIES

PURCHASER'S SIGNATURE

DATE

ACCEPTED BY

DEALER OR HIS AUTHORIZED REPRESENTATIVE



# Tra-Fx Fleet Services

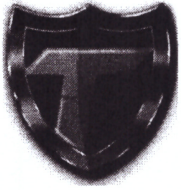
Tra-Fx Fleet Services, LLC  
2460 Remount Rd., Ste. 108  
North Charleston, SC 29406  
843-751-4379

## Estimate

Date	Estimate #
1/21/2021	20E11169

IOP Fire  
Cody Marlow

Item	Description	Qty	Total
MISC ITEM	2021 Ford F-150 Crew cab 4X4 option 2	1	33,359.00
JD-425-6445	Standard Wide Body with Locking Lid (20' FP) Fenix 4200 face plate, Motorola 03 Remote Head X 2	1	591.28
JD-425-6501	Ford F-150 SSV/Police Responder (2018+) 28' Floor Plate Kit	1	180.61
JD-425-6260	JOTTO ARM REST / CONSOLE SIDE MOUNT	1	59.58
JD-425-3704	JOTTO CONSOLE / CONTOUR INTERNAL CUP	1	49.19
JD-425-6164	USB x 2 & 12V Power Outlets x2 in 2' Faceplate	1	89.83
JD-425-3816	JOTTO / MAGNETIC MIC SYSTEM / SINGLE	1	34.95
FX-C-4200-DL	FENIEX 4200 Data-Link CONTROLLER	1	368.00
FX-C-4015	STORM PRO 200W SIREN	1	186.07
FX-S-2009	TRITON SPEAKER / 100W	2	192.00
FX-S-3017	HAMMER GRILL	1	195.42
FX-QSM-8101	QUAD QSM Surface Mount	4	370.26
FX-H-2219 RW	CANNON 120*: RED/WHITE	2	129.03
FX-FN-4016	FUSION L BRACKET SIDES	4	20.00T
FX-Q-8820	QUAD Rocker Panel Pair*	1	1,308.07
FX-UM-5019-RW	UMP-Red/White REAR	2	278.63
FX-H-2219 RW	CANNON 120*: RED/WHITE	2	129.03
FX-QSM-8101	QUAD QSM Surface Mount 2 UNDER TAIL GATE 1 IN THIRD BRAKE LIGHT	3	277.70
TS-83142	Pulse / Larsen - 0-1000 MHz, NMO 3/4' Mount/ Mini UHF 17 FT	2	25.66
FX-Q-4920	QUAD GPL 49" LIGHTBAR	1	1,869.07
FX-FN-5316	LIGHT BAR HOOK BRACKET	1	25.00
FX-D-50015 G	COBRA T3 GREEN	4	108.46
FX-Q-0020	QUAD Converter (Add On)	1	10.00
SHOP-01	SHOP RECLAMATION / PARTS	2	170.00
UPFIT-01-N	UPFIT / INSTALL NEW	1	850.00
		<b>Subtotal</b>	
		<b>Sales Tax (9.0%)</b>	
		<b>Total</b>	



## Tra-Fx Fleet Services

Tra-Fx Fleet Services, LLC  
2460 Remount Rd., Ste. 108  
North Charleston, SC 29406  
843-751-4379

## Estimate

Date	Estimate #
1/21/2021	20E11169

Name / Address
IOP Fire Cody Marlow

Item	Description	Qty	Total
UPFIT-01-WAR	LIFETIME INSTALL WARRANTY / LABOR	1	0.00
		<b>Subtotal</b>	\$40,876.84
		<b>Sales Tax (9.0%)</b>	\$1.80
		<b>Total</b>	\$40,878.64

# THOMAS & HUTTON

682 JOHNNIE DODDS BLVD, SUITE 100 | MOUNT PLEASANT, SC 29464  
POST OFFICE BOX 1522 | MOUNT PLEASANT, SC 29465-1522  
843.849.0200 | WWW.THOMASANDHUTTON.COM

November 12, 2021

Desirée Fragoso  
City Administrator  
Isle of Palms  
1207 Palm Boulevard  
Post Office Box 508  
Isle of Palms, SC 29451

Re: Bid of November 10, 2021 at 10:00 A.M.  
Isle of Palms Phase 3  
Forest Trail and 30<sup>th</sup> Avenue Outfalls  
27670.0004

Dear Desirée:

Two (2) bids were received for the referenced project. An abstract of the bids is attached.

We offer the following comments on the bids received:

1. All bidders submitted the required Bid Bond.
2. All bidders submitted the required Bidder's Qualifications.
3. All bidders acknowledged receipt of the one (1) addendum issued.
2. No bidder submitted any notice of conflicts, errors, ambiguities, or discrepancies.
3. The bids are subject to acceptance for sixty (60) days from the bid date.

Based on our review, we believe the low responsive bidder is Quality Enterprises USA, Inc. Their surety company, Fidelity and Deposit Company of Maryland, is a licensed surety company in the State of South Carolina and meets the South Carolina Code of Law requirement to issue bid, performance, and payment bonds.

Before the contract is awarded, we recommend legal counsel review the proposed award recommendations and procedures prior to implementation.

Thank you. If there are any questions, please call me at (843) 725-5272.

Sincerely,

**THOMAS & HUTTON**



Hillary Aton

HEA  
Enclosure / Bid Abstract



November 10, 2021 at 10:00 a.m.  
J-27670.0004

P.O. Box 1522  
Mt. Pleasant, SC 29465-1522  
843-849-0200

[illegible]

**BID TABULATION FOR**  
**Phase 3 Drainage - Forest Trail and 30th Avenue Outfalls**  
**LOCATION : Isle of Palms, SC**



	Engineer's Estimate		Gulf Stream	Quality Enterprises
	w/o contingency	w/ contingency (15%)		
<b>Forest Trail Outfall</b>	\$ 1,049,042.00	\$ 1,206,398.30	\$ 1,369,721.39	\$ 905,191.71
<b>30th Avenue Outfall</b>	\$ 1,342,647.00	\$ 1,544,044.05	\$ 1,658,200.31	\$ 1,365,630.80
<b>Total</b>	\$ 2,391,689.00	\$ 2,750,442.35	\$ 3,027,921.70	\$ 2,270,822.51

I hereby certify that this is a true and correct tabulation of bids received on the referenced project.

Hillary Aton, #33521  
 \_\_\_\_\_  
 Engineer / License #  
 Thomas & Hutton Engineering Co.

11/12/2021  
 \_\_\_\_\_  
 Date

1. Breakdown above provided for the bids received.
2. Numbers in **red** represent corrected totals based on unit prices provided.

BID PROPOSAL										
FOREST TRAIL OUTFALL				Gulf Stream					Quality Ente	
Item	Description	Quantity	Units	Unit Price	Bid	check/correct	Δ		Unit Price	Total
1031000	Mobilization	1	LS	\$ 87,830.29	\$ 87,830.29	\$ 87,830.29	\$ -		\$ 147,718.00	\$ 147,718.00
1050800	Construction Staking	1	EA	\$ 12,054.32	\$ 12,054.32	\$ 12,054.32	\$ -		\$ 8,400.00	\$ 8,400.00
1071000	Traffic Control	1	LS	\$ 7,001.26	\$ 7,001.26	\$ 7,001.26	\$ -		\$ 20,597.00	\$ 20,597.00
1090200	As-Built Construction Plans	1	LS	\$ 10,951.90	\$ 10,951.90	\$ 10,951.90	\$ -		\$ 14,400.00	\$ 14,400.00
2015000	Selected Clearing and Grubbing	0.5	AC	\$ 61,560.00	\$ 37,780.00	\$ 30,780.00	\$ (7,000.00)		\$ 106,236.00	\$ 53,118.00
2023000	Removal & Disposal of Existing Pavement	86	SY	\$ 22.88	\$ 1,967.68	\$ 1,967.68	\$ -		\$ 7.00	\$ 602.00
2031000	Unclassified Excavation	400	CY	\$ 230.20	\$ 92,080.00	\$ 92,080.00	\$ -		\$ 16.25	\$ 6,500.00
2106000	Selected Removal of Marked Trees	4	EA	\$ 2,025.00	\$ 8,100.00	\$ 8,100.00	\$ -		\$ 1,040.00	\$ 4,160.00
3050110	Graded Aggregate Base Course (10 " Uniform)	87	SY	\$ 71.04	\$ 6,180.48	\$ 6,180.48	\$ -		\$ 45.50	\$ 3,958.50
4020320	Hot Mix Asphalt Intermediate Course Type B	7.2	TON	\$ 1,007.00	\$ 7,250.40	\$ 7,250.40	\$ -		\$ 1,095.00	\$ 7,884.00
4030320	Hot Mix Asphalt Surface Course Type B	5.4	TON	\$ 1,007.00	\$ 5,437.80	\$ 5,437.80	\$ -		\$ 1,428.00	\$ 7,711.20
2171074	4" Yellow Solid Lines (Pvt. Edge No Passing Zone) Thermo 90 MIL	56	LF	\$ 14.49	\$ 811.44	\$ 811.44	\$ -		\$ 12.00	\$ 672.00
7141111	12" RC Pipe (Class III)	21	LF	\$ 158.31	\$ 3,324.51	\$ 3,324.51	\$ -		\$ 116.50	\$ 2,446.50
7141119	54" RC Pipe (Class III)	213	LF	\$ 478.67	\$ 101,956.71	\$ 101,956.71	\$ -		\$ 419.25	\$ 89,300.25
7192105	Manhole	2	EA	\$ 10,086.73	\$ 20,173.46	\$ 20,173.46	\$ -		\$ 5,733.00	\$ 11,466.00
-	Head and Wingwall Structures	2	EA	\$ 118,719.17	\$ 237,438.34	\$ 237,438.34	\$ -		\$ 48,994.00	\$ 97,988.00
719228Z	Junction Box - With Grate Access	1	EA	\$ 150,788.77	\$ 150,788.77	\$ 150,788.77	\$ -		\$ 170,370.00	\$ 170,370.00
-	In-Line Check Valve (54")	3	EA	\$ 36,845.79	\$ 110,537.37	\$ 110,537.37	\$ -		\$ 33,202.00	\$ 99,606.00
-	In-Line Check Valve (12")	1	EA	\$ 5,077.32	\$ 5,077.32	\$ 5,077.32	\$ -		\$ 4,048.00	\$ 4,048.00
-	Manually Operated Control Structures (Sluice Gates)	3	EA	\$ 19,541.60	\$ 58,624.80	\$ 58,624.80	\$ -		\$ 25,867.00	\$ 77,601.00
-	Trash Rack	1	EA	\$ 28,615.28	\$ 28,615.28	\$ 28,615.28	\$ -		\$ 9,603.00	\$ 9,603.00
-	Hand Railing	140	LF	\$ 132.50	\$ 18,550.00	\$ 18,550.00	\$ -		\$ 78.00	\$ 10,920.00
8041020	Rip-Rap Class B	105	TON	\$ 316.11	\$ 33,191.55	\$ 33,191.55	\$ -		\$ 216.00	\$ 22,680.00
8048205	Geotextile for Erosion Control Under Rip-Rap (Class 2) Type B	136	SY	\$ 9.92	\$ 1,349.12	\$ 1,349.12	\$ -		\$ 18.50	\$ 2,516.00
8131000	Sodding	0.42	MSY	\$ 12,187.88	\$ 5,118.91	\$ 5,118.91	\$ (0.00)		\$ 14,678.00	\$ 6,164.76
-	Geogrid Matting (Maintenance Access)	264	SY	\$ 155.02	\$ 40,925.28	\$ 40,925.28	\$ -		\$ 19.50	\$ 5,148.00
-	12" 45 Degree Bend	4	EA	\$ 3,710.00	\$ 14,840.00	\$ 14,840.00	\$ -		\$ 369.00	\$ 1,476.00
-	12" PVC Water Main	85	LF	\$ 371.00	\$ 31,535.00	\$ 31,535.00	\$ -		\$ 95.50	\$ 8,117.50
-	12" Steel Casing	20	LF	\$ 2,120.00	\$ 42,400.00	\$ 42,400.00	\$ -		\$ 168.25	\$ 3,365.00
-	Utility Coordination (Dry Utilities)	3	EA	\$ 8,833.32	\$ 26,499.96	\$ 26,499.96	\$ -		\$ 911.00	\$ 2,733.00
-	Misc. Soil Erosion Control/Water Management	1	EA	\$ 168,329.44	\$ 168,329.44	\$ 168,329.44	\$ -		\$ 3,922.00	\$ 3,922.00

Sub-Total, FOREST TRAIL OUTFALL

\$ 1,376,721.39	\$ 1,369,721.39	\$ (7,000.00)
-----------------	-----------------	---------------

\$ 905,191.71
---------------

Item	Description	Quantity	Units	Unit Price	Bid	check/correct	Δ		Unit Price	Total
<b>30TH AVENUE OUTFALL</b>										
1031000	Mobilization	1	LS	\$ 61,131.43	\$ 61,131.43	\$ 61,131.43	\$ -		\$ 233,496.00	\$ 233,496.00
1050800	Construction Staking	1	LS	\$ 8,457.90	\$ 8,457.90	\$ 8,457.90	\$ -		\$ 8,400.00	\$ 8,400.00
1071000	Traffic Control	1	LS	\$ 7,001.26	\$ 7,001.26	\$ 7,001.26	\$ -		\$ 23,947.00	\$ 23,947.00
-	As-Built Construction Plans	1	LS	\$ 6,072.34	\$ 6,072.34	\$ 6,072.34	\$ -		\$ 14,400.00	\$ 14,400.00
2015000	Selected Clearing and Grubbing	0.5	AC	\$ 61,560.00	\$37,780.00	\$ 30,780.00	\$ (7,000.00)		\$ 65,971.00	\$ 32,985.50
2023000	Removal & Disposal of Existing Pavement	392	SY	\$ 14.22	\$ 5,574.24	\$ 5,574.24	\$ -		\$ 7.00	\$ 2,744.00
2028100	Removal & Disposal of Existing Bridge	1	EA	\$ 6,388.24	\$ 6,388.24	\$ 6,388.24	\$ -		\$ 9,375.00	\$ 9,375.00
2031000	Unclassified Excavation	379	CY	\$ 211.79	\$ 80,268.41	\$ 80,268.41	\$ -		\$ 20.50	\$ 7,769.50
2033030	Controlled Fill - Borrow Material	422	CY	\$ 74.82	\$ 31,574.04	\$ 31,574.04	\$ -		\$ 37.00	\$ 15,614.00
2106000	Selected Removal of Marked Trees	18	EA	\$ 2,025.00	\$ 36,450.00	\$ 36,450.00	\$ -		\$ 402.00	\$ 7,236.00
3050110	Graded Aggregate Base Course (10" Uniform)	462	SY	\$ 73.08	\$ 33,762.96	\$ 33,762.96	\$ -		\$ 41.75	\$ 19,288.50
4020320	Hot Mix Asphalt Intermediate Course Type B	52	TON	\$ 265.00	\$ 13,780.00	\$ 13,780.00	\$ -		\$ 234.25	\$ 12,181.00
4030320	Hot Mix Asphalt Surface Course Type B	39	TON	\$ 265.00	\$ 10,335.00	\$ 10,335.00	\$ -		\$ 280.00	\$ 10,920.00
6271010	4" White Solid Lines (Pvt. Edge Lines) Thermo 90 MIL	100	LF	\$ 14.49	\$ 1,449.00	\$ 1,449.00	\$ -		\$ 12.00	\$ 1,200.00
6271025	24" White Solid Lines (Stop/Diagonal Lines) Thermo 125 MIL	14	LF	\$ 72.45	\$ 1,014.30	\$ 1,014.30	\$ -		\$ 36.00	\$ 504.00
2171074	4" Yellow Solid Lines (Pvt. Edge No Passing Zone) Thermo 90 MIL	152	LF	\$ 14.49	\$ 2,202.48	\$ 2,202.48	\$ -		\$ 12.00	\$ 1,824.00
7141114	24" RC Pipe (Class III)	23	LF	\$ 153.79	\$ 3,537.17	\$ 3,537.17	\$ -		\$ 134.50	\$ 3,093.50
7141118	48" RC Pipe (Class III)	762	LF	\$ 200.79	\$ 168,241.98	\$ 153,001.98	\$ (15,240.00)		\$ 291.50	\$ 222,123.00
7192020	Drop Inlet (24" x 36")	5	EA	\$ 5,911.70	\$ 29,558.50	\$ 29,558.50	\$ -		\$ 6,896.00	\$ 34,480.00
7192105	Manhole	1	EA	\$ 7,967.48	\$ 7,967.48	\$ 7,967.48	\$ -		\$ 5,733.00	\$ 5,733.00
7222802	8' x 4' PC Box Culvert	91	LF	\$ 1,160.49	\$ 105,604.59	\$ 105,604.59	\$ -		\$ 1,346.75	\$ 122,554.25
719228Z	Junction Box	1	EA	\$ 27,269.25	\$ 27,269.25	\$ 27,269.25	\$ -		\$ 19,762.00	\$ 19,762.00
7016177	Headwall	1	EA	\$ 100,012.81	\$ 100,012.81	\$ 100,012.81	\$ -		\$ 18,032.00	\$ 18,032.00
719228Z	Junction Box (With Grate Access)	1	EA	\$ 37,648.30	\$ 37,648.30	\$ 37,648.30	\$ -		\$ 170,370.00	\$ 170,370.00
-	In-Line Check Valve (48")	3	EA	\$ 29,468.49	\$88,105.47	\$ 88,405.47	\$ 300.00		\$ 27,298.00	\$ 81,894.00
-	In-Line Check Valve (12")	1	EA	\$ 5,077.32	\$ 5,077.32	\$ 5,077.32	\$ -		\$ 4,048.00	\$ 4,048.00
-	Trash Rack	1	EA	\$ 28,425.42	\$ 28,425.42	\$ 28,425.42	\$ -		\$ 9,602.00	\$ 9,602.00
-	Manually Operated Control Structures (Sluice Gates)	3	EA	\$ 25,453.09	\$ 76,359.27	\$ 76,359.27	\$ -		\$ 25,867.00	\$ 77,601.00
-	Hand Railing	36	LF	\$ 132.50	\$ 4,770.00	\$ 4,770.00	\$ -		\$ 102.00	\$ 3,672.00
8041020	Rip-Rap Class B	70	TON	\$ 325.46	\$ 22,782.20	\$ 22,782.20	\$ -		\$ 209.50	\$ 14,665.00
8048205	Geotextile for Erosion Control Under Rip-Rap (Class 2) Type B	90	SY	\$ 12.85	\$ 1,156.50	\$ 1,156.50	\$ -		\$ 21.75	\$ 1,957.50
8131000	Sodding	2.1	MSY	\$ 12,187.88	\$ 25,594.55	\$ 25,594.55	\$ (0.00)		\$ 7,478.00	\$ 15,703.80
-	Geogrid Matting (Maintenance Access)	735	SY	\$ 155.02	\$ 113,939.70	\$ 113,939.70	\$ -		\$ 21.00	\$ 15,435.00
-	8" Line Stop	2	EA	\$ 31,799.96	\$ 63,599.92	\$ 63,599.92	\$ -		\$ 22,554.00	\$ 45,108.00
-	Air Release Valve	1	EA	\$ 15,899.98	\$ 15,899.98	\$ 15,899.98	\$ -		\$ 5,569.00	\$ 5,569.00
-	8" Gate Valve	1	EA	\$ 6,624.99	\$ 6,624.99	\$ 6,624.99	\$ -		\$ 3,233.00	\$ 3,233.00
-	12" Gate Valve	1	EA	\$ 7,949.99	\$ 7,949.99	\$ 7,949.99	\$ -		\$ 3,747.00	\$ 3,747.00
-	6" 45 Degree Bend	4	EA	\$ 2,650.00	\$ 10,600.00	\$ 10,600.00	\$ -		\$ 369.00	\$ 1,476.00
-	8" 45 Degree Bend	7	EA	\$ 3,312.50	\$ 23,187.50	\$ 23,187.50	\$ -		\$ 369.00	\$ 2,583.00
-	12" 45 Degree Bend	3	EA	\$ 3,710.00	\$ 11,130.00	\$ 11,130.00	\$ -		\$ 369.00	\$ 1,107.00
-	12" X 8" Tee	1	EA	\$ 3,974.99	\$ 3,974.99	\$ 3,974.99	\$ -		\$ 421.00	\$ 421.00
-	8" PVC Force Main	52	LF	\$ 424.00	\$ 22,048.00	\$ 22,048.00	\$ -		\$ 583.25	\$ 30,329.00
-	6" PVC Water Main	39	LF	\$ 344.50	\$ 13,435.50	\$ 13,435.50	\$ -		\$ 208.75	\$ 8,141.25
-	8" PVC Water Main	53	LF	\$ 344.50	\$ 18,258.50	\$ 18,258.50	\$ -		\$ 164.25	\$ 8,705.25
-	12" PVC Water Main	39	LF	\$ 371.00	\$ 14,469.00	\$ 14,469.00	\$ -		\$ 224.25	\$ 8,745.75
-	18" Steel Casing	20	LF	\$ 1,987.50	\$ 39,750.00	\$ 39,750.00	\$ -		\$ 103.50	\$ 2,070.00

Item	Description	Quantity	Units	Unit Price	Bid	check/correct	Δ		Unit Price	Total
-	24 " Steel Casing	20	LF	\$ 2,120.00	\$ 42,400.00	\$ 42,400.00	\$ -		\$ 97.00	\$ 1,940.00
-	Power Pole Relocation	1	EA	\$ 4,637.49	\$ 4,637.49	\$ 4,637.49	\$ -		\$ 3,846.00	\$ 3,846.00
-	Water Line Relocation (Wild Dunes)	1	LS	\$ 37,099.95	\$ 37,099.95	\$ 37,099.95	\$ -		\$ 10,525.00	\$ 10,525.00
-	Misc. Soil Erosion Control/Water Management	1	EA	\$ 155,782.39	\$ 155,782.39	\$ 155,782.39	\$ -		\$ 5,474.00	\$ 5,474.00

Sub-Total, 30TH AVENUE OUTFALL

Δ

\$ 1,680,140.31	\$ 1,658,200.31	\$ (21,940.00)
	\$ (21,940.00)	

\$ 1,365,630.80
-----------------

GRAND TOTAL

\$ 3,056,861.70	\$ 3,027,921.70	\$ (28,940.00)
-----------------	-----------------	----------------

\$ 2,270,822.51
-----------------