



## **Public Safety Committee**

3:00 p.m., Monday, March 6, 2023

1207 Palm Boulevard

City Hall Council Chambers

### **Public Comment:**

All citizens who wish to speak during the meeting must email their first and last name, address and topic to Nicole DeNeane, City Clerk, at [nicoled@iop.net](mailto:nicoled@iop.net) no later than **3:00 p.m. the day before the meeting**. Citizens may also provide written public comment here:

<https://www.iop.net/public-comment-form>

### **Agenda**

- 1. Call to order** and acknowledgment that the press and the public have been duly notified of the meeting in accordance with the Freedom of Information Act.
- 2. Approval of previous meeting's minutes** - February 14, 2023
- 3. Citizens' Comments** – All comments have a time limit of three (3) minutes.
- 4. Old Business**
  - a. Discussion of changes to the noise ordinance
  - b. Discussion of proposed ordinance to prohibit e-bikes on the beach
  - c. Update on request to reduce the speed limit at Oak Harbor Boulevard
  - d. Update on request to install a 4-way stop at Waterway Boulevard & 29th Avenue
  - e. Discussion of paramedic proposal
- 5. New Business**
  - a. Discussion of resident parking decals for part-time resident owners
  - b. Discussion of parking regulations related to short term rentals
  - c. Discussion and consideration of hiring a parking vendor for the island and reconfiguring paid parking
  - d. Consideration of resolution to support adoption H.3620 Clementa C. Pinckney Hate Crime Act
  - e. Discussion of draft FY24 operational budget for Police and Fire
- 6. Miscellaneous Business**

Next meeting: 10:00 a.m., Tuesday, April 4, 2023
- 7. Executive Session** – If needed
- 8. Adjournment**



**Public Safety Committee Meeting  
9:00am, Tuesday, February 14, 2023  
1207 Palm Boulevard, Isle of Palms, SC and  
broadcasted live on YouTube: <https://www.youtube.com/user/cityofisleofpalms>**

**MINUTES**

**1. Call to Order**

Present: Council members Hahn, Ward, and Anderson

Staff Present: Administrator Fragoso, Director Kerr, Chief Cornett

**2. Approval of Previous Meetings Minutes – January 26, 2023**

Council Member Hahn made a motion to approve the minutes of the January 26, 2023 meeting, and Council Member Ward seconded the motion. The motion passed unanimously.

Council Member Ward made a motion to suspend the rules of order to allow for citizen speakers to speak for more than three minutes and to allow for Committee interaction with the speakers. Council Member Hahn seconded the motion. The motion passed unanimously.

**3. Citizen's Comments**

Al Clouse's comments are attached to these minutes. During his comments, he referred to the attached map, noting how surrounding residential properties are affected by the noises coming from the Sweetgrass Inn.

Mr. Clouse believes the City is trying to put other communities' noise ordinances as templates on to the Isle of Palms, and he believes this island and situation to be different. He said they have enforcement fatigue from having to constantly report the noise offences.

Council Member Hahn asked if financial remuneration would be considered instead of lower noise standards. Mr. Clouse said he would consider it, but he would need to speak with everyone involved. He is asking for an end to afternoon concerts from 2pm-5pm adding that removing some of the speakers helped with that noise. He said the Sweetgrass Inn is an echo chamber that pushes noise out to the neighborhoods towards the ocean. He believes the ownness should be on the resort to come up with ways to abate the noise and not on the residents to constantly complain to the police.

Council Member Anderson said that her research into recommended noise levels is different than what he has found and would like their research.

Valerie Krause said that her focus on noise is as a medical professional and that consistent exposure to noise is medically harmful. She said the noise from the hotel is the reason she has

put her home on the market, and several interested buyers have noted the noise when they came to view her home. She disagrees with Council Member Anderson that 45 dba is a “whisper.” She does not believe that “75 decibels should even be considered remotely because it is a known fact that that contributes to permanent hearing loss, prolonged exposure.”

Referring to a different decibel chart, Council Member Anderson said that 60 dba is “normal conversation and background music would be at 60.” She added, “When we are looking at ranges, first of all, we don’t want to control what people are doing inside their homes, and secondly, we want it to be reasonable.”

Mrs. Krause confirmed that the hotel said it was built to direct noise away from Wild Dunes. However, that noise goes right into her neighborhood. She continued, “I think the thing that I personally object to most is the measurement at the extreme of the hotel property because it is so close to the residential houses.” She said the hotel is not good at monitoring their own noise.

#### **4. Old Business**

##### **Discussion of changes to the noise ordinance**

Administrator Fragoso said the version of the noise ordinance in the meeting packet has been reviewed by the City Attorney and he will be present at the February 28 City Council meeting. She said this version allows for individual property owners to apply for exceptions to the noise ordinance for a certain number of hours per year. Council Member Ward would like clarification on the measurements for noise being used. Council Member Anderson noted that EPA levels are focused on noise in the workplace.

Administrator Fragoso shared that a member of the Planning Commission is a sound engineer and his comments will be shared at the next City Council meeting. Council members Anderson and Ward noted that the Front Beach area and the Sweetgrass Inn are two very distinct areas on the island.

Administrator Fragoso clarified, “So you like the previous version that had a separate distinction on commercially used properties even though they may not be in commercially zoned area? Commercially used properties having a different threshold for those. There is another one for residential and another one for GC2.” She added that GC2 is still carved out as a distinct area in this version.

Council Member Anderson said she has an issue with just one noise level for the island, believing there needs to be one for commercial and one for residential. The problem is how to deal with the issue when those two properties abut each other. Referring to a recent email from Terri Haack, Council Member Anderson suggested that instead of limiting the exception to the noise ordinance to hours per year changing it to days per year and limiting the number of hours the noise could be elevated.

**5. New Business**

**A. Parking Plan Ideas**

Council Member Hahn said he had spoken to a number of residents who are concerned about the traffic congestion on the island and believe it has to do with short-term rentals, construction on the island, and day visitors. He would like the City to hire an outside vendor to handle parking across the island. He said he would like “for us to look at charging for parking island-wide for day visitors on the island with the exception of the City-owned parking lot, make that free, so that we are driving business to the commercial area.”

Administrator Fragoso said that there has not been “an appetite” for charging for parking on Palm Boulevard in the past. She said the City does have to provide a certain amount of free public parking. However, there are many benefits to outsourcing all of the parking. Staff will complete an analysis of the potential cost savings to the City if parking was handled by a third-party vendor.

Administrator Fragoso reported that they will have a meeting with the County in early March to discuss how they might handle payment at their lot differently.

Regarding short-term rentals and parking, Council Member Anderson “would like to get a handle on what the complaints are about it, what current enforcement policies are, and how we can improve what we have on the books.”

Director Kerr reviewed the current restrictions for short-term rental parking. He added that while the intent is to indicate a limit at a property, when necessary, renters will move to public parking.

Discussion ensued briefly about parking in residential areas to which Administrator Fragoso said, “I am going to go back and look at some of the discussion several years ago. Actually, Council discussed changing the hours [of residential parking] and there was a lot of pushback from the community about doing that, and that is why the City kept it from 9am to 6pm. There are also people from other places than the Isle of Palms that come and go to the beach to walk their dogs and do that before 9am and after 6pm. So I think that the goal was to manage parking in the peak traffic and peak utilization times which is 9 to 6.” She added that 24/7 parking enforcement is unmanageable.

Director Kerr said, “We would want to know is the problem too many cars at houses, is the problem too many cars in public rights of way. For us to focus on a solution we would need to know which is the problem.”

**B. Discussion of citizen request to install a 4-way stop at 29<sup>th</sup> Avenue and Waterway Boulevard**

Chief Cornett said a request for a four-way stop must be made to SCDOT who will conduct a study to determine if one is needed. He noted that many tickets are written in that area of Waterway Boulevard. Council Member Anderson suggested asking for a school crossing zone in the area. Administrator Fragoso pointed out there are no sidewalks there.

Administrator Fragoso added, “As you all know, DOT has approved as part of the Connector study, one of the recommendations that they did was to make 25<sup>th</sup> and Palm a four-way stop. There is already a stop sign on Waterway. We can make the request and see what they think. I don’t know what their standards are between four-way stop, how close they can be.”

Council Member Anderson said she did not think that would be a problem. She believes it is a good place to put a four-way stop and “I would suggest that you put a crosswalk in with it as well and maybe even if you need an extra push for them just say there is a playground/school nearby that would encourage safe crossing.”

Administrator Fragoso said the request would be made and SCDOT’s recommendation will be brought back to the Committee.

### **C. Discussion of draft FY24 10-year capital plan for Police and Fire**

Administrator Fragoso reviewed the requests in the 10-year capital plan for the Police Department, including: replacing 2 patrol SUVs and a 4WD pickup truck for the Animal Control office, purchase of a pickup truck for Code Enforcement, replacement of computer servers, replacement of radios, license plate reader on the IOP Connector for investigative services, and the facilities maintenance contingency.

Fire Department requests included the replacement of two F-150s, replacement of radios, Porta-Count machine for SCBA mask fit testing, medical monitor for carbon monoxide and oxygen (upon failure), exhaust system for both stations, physical agility testing equipment (some of which covered by a grant), replacement of HVAC units (upon failure), and the facilities maintenance contingency.

Council Member Hahn asked about the offer from a resident group to pay for the license plate reader. He also asked to speak with Chief Oliverius about the exhaust system and whether or not it is needed. He said he has previously voted for the purchase of the exhaust system because he was told grant money could pay for it.

### **6. Miscellaneous Business**

The next meeting of the Public Safety Committee will be Tuesday, March 7 at 10:00am.

Council Member Anderson would like an update about the IOP Connector traffic study added to the February 28 Council meeting agenda.

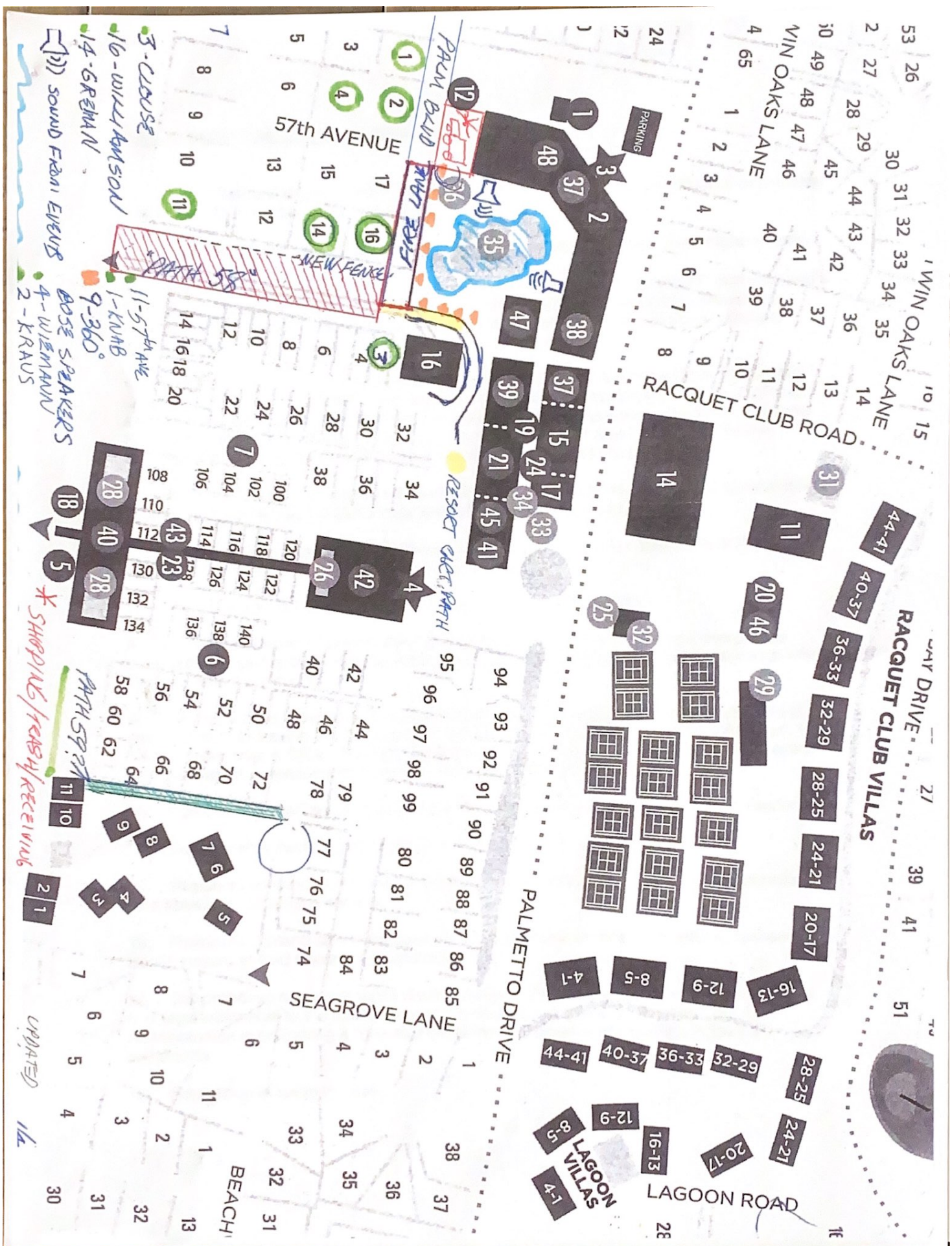
### **7. Adjournment**

Council Member Hahn made a motion to adjourn, and Council Member Anderson seconded the motion. The meeting was adjourned at 10:36am.

Respectfully submitted,

Nicole DeNeane  
City Clerk





3-CLOUSE  
16-WILLIAMSON  
14-GREMAN  
11-5th AVE  
1-KUMB  
9-360  
BOSS SPEAKERS  
4-WILMAN  
2-KRAUS  
SOUND FROM EVENTS

SHIPPING/RECEIVING

UPDATED



**PUBLIC SAFETY MEETING: 2/14/23**

1. The architectural design of the Lowe/Dart hotel (Hyatt Flag) results in physical and mental punishment to a number of IOP Residents.
2. Said hotel is **abutting, adjacent to and in line of sight to a residential neighborhood.**
3. Said hotel's height, acoustics and configuration creates a **"wall of sound"** (not your dad's "Phil Spector's Wall of Sound"), which directly emits noise toward residential properties; eliminating said resident's ability to enjoy a normal, common, peaceful livability standard in their sanctuary.
4. Said noise is a result of: Amplified music at various hours; Pool noise from 10:00 AM to Late PM; Events with Amplified music and loud speaker systems; Supply delivery trucks as early as 4:00 AM; Trash Pick up services at 6:00AM; Event break down services at all hours; Food Trucks; Athletic play/Day Care on the "green artificial turf area"; The After Parties; Hooping and Howling late at night around the hotel hot tub and fire pit.
5. Said Hotel's above actions are a Nuisance, Annoyance and Health Hazard to residents situated in **Tract A Block D (57th Ave) and Wild Dunes ("residents")**.
6. To date (over two (2) years) Wild Dunes Community Association board ("WDCA") has egregiously ignored and failed to help said residents.
7. Grand Pavilion HOA has ignored and failed to help said residents.
8. The Village Garden's (Lowe project during Mrs. Haack's previous tenure) design also contributes to said noise Nuisance, Annoyance and Health Hazard. Massive overhangs which trap and reflect the sound.
9. IOP Police have failed to enforce said hotel's egregious noise disturbances; in a two (2) year period, only issuing five (5) citations. All five were during the concert from Hell (part 1) held on November 4, 2022. 9-2-5(c). Resulting is a very low Citation/Complaint ratio; even with their failure to track complaints for 1 1/2 years. Repeat Offenders!
10. Somehow, Lowe/Dart obtained a permit to build a hotel without notifying the residents.
11. Subsequently obtaining a license from IOP to operate a hotel.
12. Residents contend said hotel narcissistically invaded our neighborhood and has operated said hotel in a narcissistic manner.
13. Residents contend said hotel does not have a license to be an Annoyance, Nuisance and Health Hazard to said resident's neighborhood.
14. The proposed noise ordinance decibel levels of 75 dBA's is egregiously discriminatory and unconscionable to the residents who are located in a dense community. The IOP Administration is promoting a "one size fits all" at the expense of residents in the IOP community.
15. Round peg in a square hole.

16. The Administration's recommendations are not responsible; extremely detrimental to home values. We are not playing with Monopoly money.
17. NIH, EPA and WHO state prolonged exposure to environmental noise levels above 70 dBA's leads to permanent hearing loss.
18. EPA recommends a **maximum indoor** noise level of 45 dBA's and a **maximum outdoor** noise level of 55 dBA's.
19. NASCAR's 2023 Rules require mufflers on their cars for all short tracks and road courses; in an effort "to reduce the noise of the car for the overall fan experience".

### **RECOMMENDATIONS**

20. The Sweetgrass Inn be carved out of "Commercial Properties". Said Inn be placed in a noise zone noted as "Commercial Properties located in Residential Communities".
21. Designation noise standards: **50 dBA's; 10:00 AM to 10:00 PM.**  
**45 dBA's; 10:00 PM to 10:00 AM.**
22. Measurements: **Amplified Music/Sound**— 10 foot from the source of the noise. **Crowd noise**—Areas generally larger than 30 feet in diameter are to be measured inside at the center of the circumference. Less than 30 feet in diameter are to be measured 10 foot from the source; in direct alignment with the complainant.
23. Enforcement: fines; license suspension
24. Reasoning:
  - a). Sweetgrass Inn is surrounded by a dense number of residential homes. It is not located in a typical "commercial area".
  - b). The design and site location of said Inn places a number of residents in harms way, not of their choosing, as a result of the noise being intentionally emitted directly towards said residents.
  - c). We contend the occupancy rate in the pool area is not in compliance with state standards; compounding the noise situation.
  - d). The lack of Police Enforcement has given the Sweetgrass Inn a sense of entitlement, at the expense of IOP Residents. Time for said residents to be treated fairly. Question: How many warning tickets would we be allocated if we drove down Palm Blvd at 50 mph?
  - e). **Not the Windjammer.** Windjammer: Commercial Property located in a Commercial District. Noise from said Windjammer is of short duration (not all day and night). Windjammer is an Icon; **we do not recommend any changes which would have a negative impact on said Icon.** If people want to continue to pay admission to hear loud music (which is detrimental to their health), their decision.
  - e). Sweetgrass Inn was not invited into our neighborhood.



- f). We believe we are entitled to hear the ocean and the birds, unencumbered by the noise at the Sweetgrass Inn.
- g). We respectfully request the above measures are in place before high season commences. After two (2) years we do not deserve to hear any more nuisances.

ORDINANCE 2022-

AN ORDINANCE AMENDING TITLE 9, OFFENSES, CHAPTER 2, OFFENSES AGAINST PUBLIC PEACE, TO REPEAL AND REPLACE SECTION 9-2-5, NOISE, OF THE CITY OF ISLE OF PALMS CODE OF ORDINANCES.

BE IT ORDAINED AND ENACTED BY THE MAYOR AND COUNCIL MEMBERS OF THE CITY OF ISLE OF PALMS, SOUTH CAROLINA, IN CITY COUNCIL ASSEMBLED:

SECTION 1. That Section 9-2-5, "Noise," is hereby deleted in its entirety and replaced with the following new Section 9-2-5, "Noise," to state as follows:

**"Sec. 9-2-5. Noise.**

- a. *Definitions.* In addition to the common meaning of words, the following definitions shall be used in interpreting this section.
  1. *"A" weighted scale.* The sounds pressure level, in decibels, as measured with the sound level meter using the "A" weighted network (scale). The standard unit notation is "dB(A)."
  2. *Amplified sound.* Sound augmented by any electronic means which increases the sound level or volume.
  3. *ANSI.* American National Standards Institute or its successor bodies.
  4. *Complainant.* Any owner, lessee, manager or person with a legal interest in real property within the corporate limits of the City who reports to the police department being disturbed by sound heard at their residence or place of business and not originating therefrom.
  5. *Construction.* On-site erection, fabrication, installation, alteration, demolition or removal of any structure, facility or addition thereto, including all related activities, including, but not restricted to, clearing of land, earth moving, blasting and landscaping.
  6. *dB(A).* Sound level in decibels, determined by the "A" weighted scale of a standard sound level meter having characteristics defined by the American National Standards Institute, Publication ANSI, S 1.4-1971, or its successor publication(s).

7. *Decibel (dB)*. a unit of level which denotes the ratio between two quantities which are proportional to power; the number of decibels corresponding to the ratio of two amounts of power is ten times the logarithm to the base ten of this ratio.
8. *Excessive noise*. Any unnecessary or unusually loud sound or any sound which disrupts the peace and quiet of any neighborhood and which does annoy, disturb, injure, or endanger the comfort, repose, health, peace, or safety of reasonable persons of ordinary sensibilities.
9. *Emergency work*. Work made necessary to restore property to a safe condition, work required to protect, provide, or prevent persons or property from danger or potential danger, or work by a private or public utility when restoring utility service.
10. *Person*. Any individual, corporation, partnership, firm, association, trust, estate, public or private institution, group, or agency.
11. *Plainly audible*. Able to be clearly heard by a person of normal sensibilities using only unaided auditory senses. *Plainly audible* shall refer to a sound heard at a volume level above that of normal conversation and shall not include sounds which are just barely audible. With respect to music and amplified sounds, the detection of rhythmic base reverberating type sound, beat or cadence shall be deemed plainly audible.
12. *Receiving property*. Any residence or place of business on which uninvited noise is plainly audible.
13. *Sound level*. In decibels, a weighted sound pressure level determined by the use of a sound level meter whose characteristics and frequency weightings are specified in ANSI standards.
14. *Sound level meter*. is an instrument including a microphone, an amplifier, an output meter, and "A" frequency weighting network for the measurement of sound levels that conforms to American National Standards Institute (ANSI) Standard S 1.4-1971 "Specifications for Sound Level Meters," or the latest revision.
15. *Sound pressure level*. In decibels, twenty (20) times the logarithm to base 10 of the ratio of the magnitude of a



particular sound pressure to the standard reference pressure. The standard reference pressure is 0.0002 microbars.

16. *Sound source.* Any person, animal, device, operation, process, activity, or phenomenon which emits or causes sound.

17. *Uninvited noise.* Noise not originating from the receiving property.

b. *Noise measurement.* Noise measurements shall be employed by the police department in the following manner:

1. Noise measurements shall be made using a sound level meter taken from anywhere within the boundary line of the of the complainant's property. If measurement is not possible from the complainant's property, noise measurements may be taken at the nearest boundary line of the public right-of-way.
2. No individual other than the sound meter operator(s) shall be within ten (10) feet of the sound level meter during the sample period.
3. Sound measurements shall be conducted at that time of day or night when the suspect noise is emitting sound.
4. The sound level meter shall be employed in accordance with the manufacturer's instructions.
5. It shall be unlawful for any person to interfere, through the use of sound or otherwise, with the taking of sound level measurements.

c. *Maximum decibel levels.* Unless otherwise specifically indicated, it shall be unlawful for any person to cause or allow the emission of sound from any source or sources which, when measured pursuant to paragraph (b) above, to exceed:

1. 60dB(A) during daytime hours (10:00 a.m. to 10:00 p.m. Sunday through Thursday and 10:00 a.m. to 11:00 p.m. Friday and Saturday) for residential and rental properties,
2. 70dB(A) during daytime hours (10:00 a.m. to 10:00 p.m. Sunday through Thursday and 10:00 a.m. to 11:00 p.m. Friday and Saturday) for commercial establishments; and

3. 55dB(A) during evening hours (10:00 p.m. to 10:00 a.m. Sunday through Thursday and 11:00 p.m. to 10:00 a.m. Friday and Saturday) for residential properties, rental properties, and commercial establishments.

The sound meter operator may cease taking readings as soon as the readings already taken show a violation of this ordinance.

d. *Excessive noise prohibited.*

1. It shall be unlawful for any person to intentionally produce, intentionally cause to be produced, or intentionally participate in the producing any excessive noise within the municipal limits.
2. In determining whether a sound is excessive noise for purposes of this section, factors that may be considered include, but are not limited to:
  - a. The volume of the noise;
  - b. The intensity of the noise;
  - c. Whether the nature of the noise is usual or unusual;
  - d. Whether the origin of the noise is natural or unnatural;
  - e. The volume and intensity of the background noise, if any;
  - f. The proximity of the noise to residential sleeping facilities;
  - g. The nature and zoning of the area within which the noise emanates;
  - h. The time of the day or night the noise occurs;
  - i. The duration of the noise; and
  - j. Whether the noise is recurrent, intermittent, or constant.

The determination of whether a noise or sound is excessive noise shall be made without considering the content of any message conveyed by the noise or sound.

e. *Specific prohibitions.* The following acts are specifically prohibited:

1. Pets. It shall be unlawful to keep, stable, harbor or maintain any animal or bird which disturbs the comfort or repose of any reasonable person of ordinary sensibilities in the vicinity by making continually or frequently loud noise.

2. Mufflers. Sound emitting from a motor vehicle's muffler in violation of S.C. Code Ann. § 56-5-5020.
3. Loudspeakers, etc. It shall be unlawful to use, maintain or operate loudspeakers, sound trucks, amplifiers or other mechanical or electrical devices for increasing the volume of sound, upon the street, sidewalks, parks or other outdoor public places owned or under the control of the City, except as permitted under paragraph (g) of this section; provided, however, that any City-owned property subject to a commercial lease and a noise control agreement or permit is exempt from the requirements of this paragraph.
4. Hawking or peddling. It shall be unlawful for any person to make any noise on a public street or in such proximity thereto as to be distinctly and loudly audible on such street by any kind of crying, calling, or shouting or by means of any whistle, rattle, bell, gong, clapper, horn, hammer, drum, musical instrument, or other device for the purpose of attracting attention or of inviting patronage of any persons to any business whatsoever. It is the express intention of this paragraph to prohibit hawking, peddling, soliciting or using other loud noises to attract attention to a business and not to prohibit the spill-over noise emanating from a lawfully operating business.
- f. *No employee liability.* No employee of any place of business acting within the scope of his or her employ shall be liable for a violation of this section, unless an employee is also an owner of the business.
- g. *Exceptions.* This section shall not apply to the following sources:
  1. Any City-hosted, City-sponsored or City-sanctioned special events.
  2. Excavations or repairs of bridges, streets or highways, by or on behalf of the City, county or state during the night, when the public welfare and convenience renders it impossible to perform the work during the day; nor shall the same apply to work performed by public utility companies under like conditions and circumstances, or when there is urgent necessity therefor.
  3. Construction activities performed by or on behalf of a governmental agency, including, but not limited to, construction, repair or maintenance of public buildings and



drainage facilities, dredging activities, beach renourishment activities, and other public projects.

4. It shall be unlawful for any contractor, subcontractor, landscaper, supplier or vendor to operate or use any piledrivers, steam shovels, pneumatic hammers, derricks, steam or electric hoists, or other apparatus, tools or equipment, the use of which is attended with loud or disturbing noises, at any time other than between the hours of 7:30 a.m. and 6:00 p.m., Monday through Friday, and between the hours of 9:00 a.m. and 4:00 p.m. on Saturday. No such use shall be permitted on Sundays, or on the following legal holidays: New Year's Day; Memorial Day; Fourth of July; Labor Day; Thanksgiving Day; and Christmas Day. Approval for such use may be granted by the City for performing emergency repairs outside of the hours specified. Nothing in this paragraph shall be construed to prohibit an owner or member of an owner's immediate family from performing maintenance, repairs, or other work on their own property at any time, provided that such work is otherwise in compliance with City ordinances.
5. The maximum decibel level shall not exceed 85 dB(A) during daytime hours (10:00 a.m. to 10:00 p.m. Sunday through Thursday and 10:00 a.m. to 11:00 p.m. Friday and Saturday) in the GC-2 general commercial zoning district.
6. A property owner or business may apply to City Council for an exception to this ordinance, and City Council may issue a permit that modifies the maximum decibel levels as it deems reasonable in light of the circumstances to support public good, infrastructure, and resources of the City, including the time and resources of law enforcement and code enforcement. Such permit shall not extend beyond (three) 3 years, unless a new application for extension is approved by City Council.

h. Permits for additional amplification

- a. *Application.* An application for a permit for additional amplification on commercially used property under this section shall be submitted to the Isle of Palms City Council at least thirty (30) business days in advance of the planned use. The application shall designate and provide contact information for an individual person who shall be in control of the sound amplification equipment and ensure that its use complies with the terms of the permit.
- b. *Notice of tentative approval.* Upon tentative approval, the applicant for a permit shall be responsible for giving written notice of the name, nature, date, and time period of the event,

and the name of and contact information for the permit holder to the occupants of each property within 500 feet of the property for which the permit has been granted. The notice shall be hand delivered to each occupant or, if the occupant is unavailable, affixed to the front door of the building or business or residential unit at least 72 hours in advance of the event. The permit shall not be actually granted and issued until the applicant submits a notarized statement affidavit to the Isle of Palms City Council that such notices have actually been so delivered.

- c. *Limits on hours.* Permits for additional amplification at a commercially used property, shall be limited to 15 hours in a calendar year. Permits issued pursuant to this section may allow additional amplification only between 10:00 a.m. and 10:00 p.m. Sunday through Thursday and between 10:00 a.m. and 11 :00 p.m. on Friday or Saturday.
- d. *Sound limits.* In no event shall a permit be granted which allows the creation of sounds registering more than 85 db(A) anywhere within the boundary line of the nearest residentially occupied property.
- e. *Denial; issuance of exceptional permit.* If an applicant has been denied a permit under this section and believes the denial is illegal by virtue of applicable state or federal law, he shall promptly submit a copy of the denied permit application together with a short statement of the reasons he believes he is entitled to a permit to the city manager or his designee. The city manager or his designee shall have the discretion to grant an exceptional permit waiving locational, time, and/or db(A) requirements, upon his determination that the applicant has made a substantial showing of legal entitlement. Any such exceptional permit shall be promptly reported to the city council.
- f. *Violation.* It shall be unlawful to violate the restrictions or requirements of this section or the terms of a permit issued pursuant to this section.
- i. *Violations.* Any person who violates any provision of this section shall be fined not more than \$500 or imprisoned for not more than 30 days. However, no penalty shall exceed the penalty provided by state law for similar offenses. A separate offense shall be deemed committed on each day that a violation occurs or continues.”
- j. (2) In addition to the penalties set forth in subsection (h) of this section, five (5) repeated violations of this section by a person who owns, manages, operates, is a business agent of, or otherwise controls a business establishment may result in the suspension or revocation of any business license issued to the premises on which the violations occurred in accordance with section 7-1-15.

SECTION 2. That should any part of this Ordinance be held invalid by a Court of competent jurisdiction, the remaining parts shall be severable therefrom and shall continue to be in full force and effect.

SECTION 3. That all ordinances or parts of ordinances conflicting with the provisions of this Ordinance are hereby repealed insofar as the same affect this Ordinance.

SECTION 4. That this Ordinance take effect and be in full force immediately.

PASSED AND APPROVED BY THE CITY COUNCIL FOR THE CITY OF ISLE OF PALMS, ON THE \_\_\_\_\_ DAY OF \_\_\_\_\_, 2022.

\_\_\_\_\_  
Phillip Pounds, Mayor

(Seal)

Attest:

\_\_\_\_\_  
Nicole DeNeane, City Clerk

First Reading: \_\_\_\_\_

Public Hearing: \_\_\_\_\_

Second Reading: \_\_\_\_\_

Ratification: \_\_\_\_\_





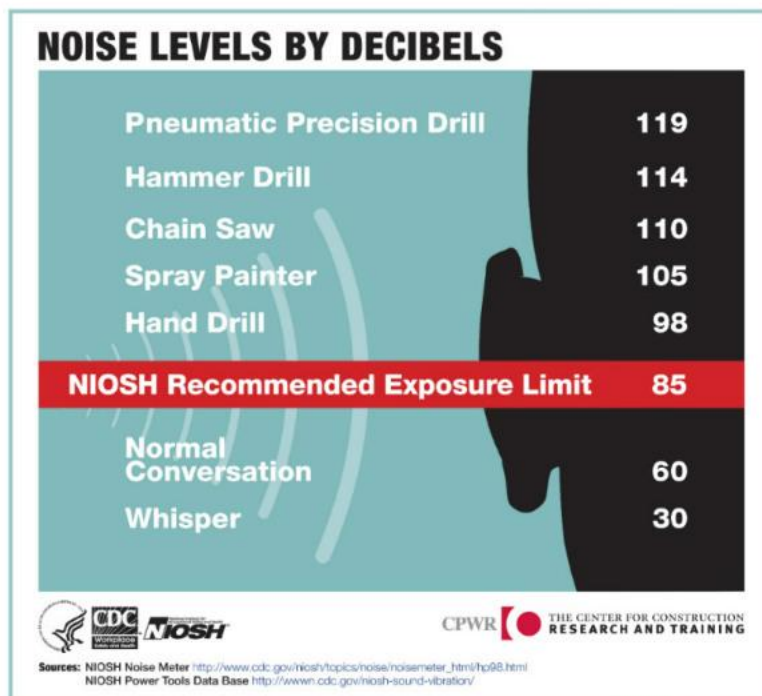
# The National Institute for Occupational Safety and Health (NIOSH)

The National Institute for Occupational Safety and Health (NIOSH) Home

Promoting productive workplaces  
through safety and health research



## Noise Infographic – Levels by Decibels



[Download this Infographic as a PDF](#)

- [Learn More about Noise and Hearing Loss Prevention](#)
- [RUIDO – NIVELES DE RUIDO POR DECIBELES](#)
- [Learn More about CPWR – The Center for Construction Research and Training](#)

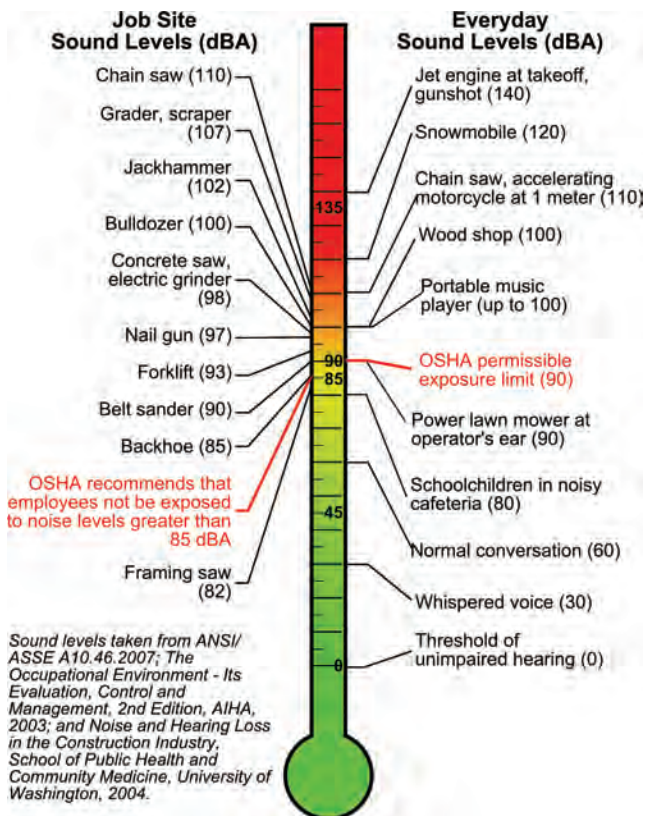
Copy the code below to get this infographic on your web page.

```
<a href="https://www.cdc.gov/niosh/topics/noise/infographic-noiselevels.html">
</a>
```

Last Reviewed: February 6, 2018

## Sound Level Chart

Equipment and daily activities at construction job sites can expose workers to high levels of noise. Sound levels on the chart below are listed in decibels (dBA) – the larger the number, the higher the volume or decibel level. How loud the noise is (volume), how long the noise lasts, and how close you are to the noise are all important in determining the hazard.



ORDINANCE 2023-02

AN ORDINANCE AMENDING TITLE 7, LICENSING AND REGULATION, CHAPTER 3, BEACH AND MARINE RECREATION REGULATIONS, ARTICLE A GENERAL PROVISIONS AND TITLE 8 MOTOR VEHICLES AND TRAFFIC, CHAPTER 1 TRAFFIC REGULATIONS, ARTICLE B OPERATION OF A VEHICLE, OF THE CITY OF ISLE OF PALMS CODE OF ORDINANCES TO PROVIDE REGULATIONS FOR ELECTRIC ASSIST BYCICLES AND OTHER MODES OF TRANSPORTATION PROPELLED BY A MOTOR AND TO PROVIDE FOR CIVIL AND OTHER PENALTIES.

BE IT ORDAINED AND ENACTED BY THE MAYOR AND COUNCIL MEMBERS OF THE CITY OF ISLE OF PALMS, SOUTH CAROLINA, IN CITY COUNCIL ASSEMBLED:

SECTION 1. That Title 7, Chapter 3, Article A, “General Provisions,” Section 7-3-2 “Definitions” is hereby amended by adding a new definition (5) to state as follows:

“Sec. 7-3-2. Definitions.

The following words, terms and phrases, when used in this chapter, shall have the meanings ascribed to them in this section, except where the context clearly indicates a different meaning:

(1) Beach means that area lying between the low-water mark of the Atlantic Ocean and the easternmost property line of the property owned by private individuals or corporations, lying closest in proximity to the Atlantic Ocean, and shall extend out from the mean low-water mark for a distance of three hundred (300) yards into the water. The term "beach" shall also include that area from the mean low-water mark for a distance of fifty (50) yards into the water from the mouth of Breach Inlet to the seaward side of Breach Inlet Bridge and from the mouth to the midpoint of Dewees Inlet.

(2) Boat means any watercraft, including sea planes when not airborne, sailboats, jet skis, aqua-trikes or similar types of watercraft.

(3) Designated areas means any portion of the beach designated by the City Council for a special use, such as swimming, surfing, beaching of boats, etc.

(4) Motorboat means any boat operated through use of a motor or motorized propulsion, including jet skis, but excluding sailboats that use motors as an auxiliary means of propulsion.

(5) "Electric-assist bicycles" and "bicycles with helper motors" means low-speed electrically assisted bicycles with two or three wheels, each having

fully operable pedals and an electric motor of no more than 750 watts, or one horsepower, and a top motor-powered speed of less than twenty miles an hour when operated by a rider weighing one hundred seventy pounds on a paved level surface, that meet the requirements of the Federal Consumer Product Code provided in 16 C.F.R., Part 1512, and that operate in a manner such that the electric motor disengages or ceases to function when their brakes are applied or the rider stops pedaling.

SECTION 2. That Title 7, Chapter 3, Article A, “General Provisions,” is hereby amended by deleting Section 7-3-3, “Vehicles restricted,” in its entirety and replacing it with a new Section 7-3-3 to state as follows:

“Sec. 7-3-3. Vehicles restricted.

- (a) No vehicles, to include electric-assist bicycles and any other mode of transportation that is propelled by a motor, are allowed on the beach except for bicycles and vehicles authorized pursuant to section 5-4-15(C).
- (b) It is unlawful to operate, park, stop, or stand a motor vehicle upon the beach except as otherwise provided in the City Code.”

SECTION 3. That Title 8, Chapter 1, Article B. “Operation of a Vehicle” is hereby amended by deleting Section 8-1-19 “Vehicular operation on the beach or beach accesses”, in its entirety and replacing it with a new Section 8-1-19 to state as follows:

“Sec. 8-1-19. Vehicular operation on the beach or beach accesses.

No person shall operate, or allow or cause to be operated, a vehicle, to include electric-assist bicycles and any other mode of transportation that is propelled by a motor, on the beach or beach accesses except as provided in section 5-4-15(C)(5)(a) or section 8-2-17.

SECTION 4. That should any part of this Ordinance be held invalid by a Court of competent jurisdiction, the remaining parts shall be severable therefrom and shall continue to be in full force and effect.

SECTION 5. That all ordinances or parts of ordinances conflicting with the provisions of this Ordinance are hereby repealed insofar as the same affect this Ordinance.

SECTION 6. That this Ordinance take effect and be in full force immediately.

PASSED AND APPROVED BY THE CITY COUNCIL FOR THE CITY OF ISLE OF PALMS, ON THE \_\_\_\_\_ DAY OF \_\_\_\_\_, 2023.

---

Phillip Pounds, Mayor

(Seal)

Attest:

---

Nicole DeNeane, City Clerk

First Reading:

Public Hearing:

Second Reading:

Ratification:



# ISLE OF PALMS FIRE & RESCUE

## PARAMEDIC PROGRAM – OPERATIONAL MODELS





ONE OF THE LOW-COUNTRY'S GREATEST STOPS

# OUR REGION

## POPULATION & DEMOGRAPHICS



POPULATION



MEDIAN AGE



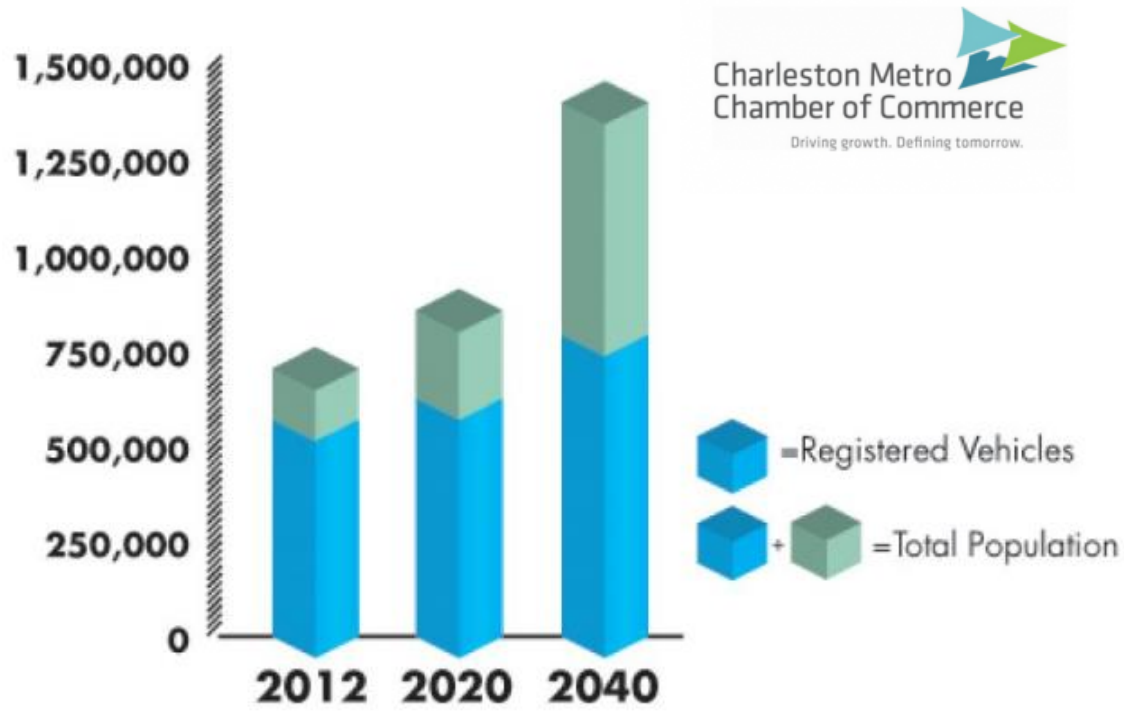
NEW PEOPLE MOVE TO THE REGION  
EACH DAY

**Charleston**  
REGIONAL DEVELOPMENT ALLIANCE  
BERKELEY, CHARLESTON & DORCHESTER COUNTIES

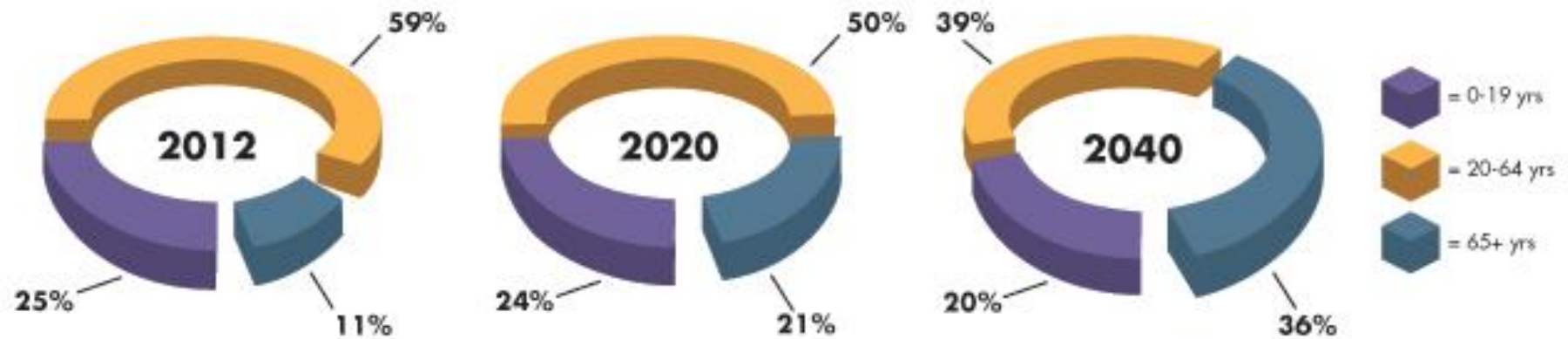
With a current annual population growth rate of about 2.5 percent, the Charleston region is expected to hit one million sometime in 2028

**Charleston Metro**  
Chamber of Commerce  
Driving growth. Defining tomorrow.

# POPULATION GROWTH PROJECTION



## AGE DEMOGRAPHICS



South Carolina Office of  
Research & Statistics





# AVERAGE RESPONSE TIMES FOR EMERGENCY MEDICAL CALLS 2022



6 MIN 53 SEC

ISLE OF PALMS FIRE & RESCUE



14 MIN 23 SEC

CHARLESTON COUNTY EMS

Charleston County EMS' Operational Model does not stage a dedicated ambulance or quick response vehicle on the Isle of Palms

## OPTIONS

THIRD PARTY CONTRACT SERVICES  
(PORT CITY AMBULANCE)

DIRECT HIRE  
FIREFIGHTER/PARAMEDICS



THIRD PARTY CONTRACT SERVICES  
(PORT CITY AMBULANCE)







## ADVANCED LIFE SUPPORT (ALS) RESOURCES

- **ALS QRV**

- SUV type quick response vehicle (QRV) staffed by 1 state certified paramedic equipped with standard ALS equipment.
- Primary function is to first respond to medical emergencies and initiate any needed ALS interventions prior to arrival of the transport unit.
- Unable to claim/collect from patient's insurance to offset cost of the unit.
- Unable to transport patients to definitive care.



## ADVANCED LIFE SUPPORT (ALS) RESOURCES

- **ALS Ambulance**

- State certified ALS unit capable of first responding to medical emergencies as well as transporting to definitive care
- Staff by minimum 1 state certified EMT- B and 1 State Certified Paramedic
- Unit to be equipped with ALS equipment in line with state and local standards for ALS ambulance.
- Transports to Emergency Departments can be claimed to patient insurance to offset the cost of the unit.

## Cost Breakdown

Annual Unit Hour Costs calculated with 24 hour coverage 365 days a year equalling 8760 total unit hours for the calendar year.

	ALS QRV	ALS Ambulance
Unit Hour Cost	\$40/hr*	\$64/hr*
Annual projected Cost to Municipality	\$350,400	\$560,640
Estimated Annual Revenue from Insurance Claims	\$0	\$150,000
Total Annual Cost For 1 Unit	\$350,400	\$410,640

<b>TOTAL COST FOR 1 QRV &amp; 1 AMBULANCE</b>	<b>\$761,040.00</b>
---	---------------------

# THIRD PARTY CONTRACT SERVICES (PORT CITY AMBULANCE)

## POTENTIAL CHALLENGES

- INABILITY FOR DISPATCH INTEGRATION
- SINGULAR FUNCTIONALITY (EMS ONLY)
- INCONSISTENT PERSONNEL OPERATING ON INDEPENDENT POLICY
- PERSONNEL ACCOUNTABILITY
- TIME UNIT IS OFF OF ISLAND DUE TO TRANSPORT
- POLITICAL IMPACT OF A THIRD-PARTY EMS SERVICE OPERATING IN CCEMS JURISDICTION
- MORALE OF PERSONNEL
- NON-CITY EMPLOYEES HOUSED IN FIRE STATIONS

# FIREFIGHTER PARAMEDICS



# OPTION 1 (PREFERRED)

- ADDITION OF 10 PERSONNEL
  - 1 OPERATIONS CHIEF
  - 9 FIREFIGHTER/PARAMEDICS  
(3 PER SHIFT)

\$1,050,000.00 – STAFFING COST

\$150,000.00 – PARAMEDIC EQUIPMENT COST

\$60,000.00 – VEHICLE COST

---

\$1,260,000.00 – TOTAL START-UP COST





## OPTION 2

- ADDITION OF 7 PERSONNEL
  - 1 OPERATIONS CHIEF
  - 6 FIREFIGHTER/PARAMEDICS (2 PER SHIFT)

\$750,000.00 – STAFFING COST

\$150,000.00 – PARAMEDIC EQUIPMENT COST

\$60,000.00 – VEHICLE COST

---

\$960,000.00 – TOTAL START-UP COST



	YEAR 1	YEAR 2	YEAR 3	YEAR 4	YEAR 5
OPTION 1 (10 PERSONNEL)	\$1,260,000.00	\$1,050,000.00	\$1,050,000.00	\$1,050,000.00	\$1,320,000.00
OPTION 2 (7 PERSONNEL)	\$960,000.00	\$750,000.00	\$750,000.00	\$750,000.00	\$1,020,000.00

### OPTION 3

	ALS QRV	ALS Ambulance
Unit Hour Cost	\$40/hr*	\$64/hr*
Annual projected Cost to Municipality	\$350,400	\$560,640
Estimated Annual Revenue from Insurance Claims	\$0	\$150,000
Total Annual Cost For 1 Unit	\$350,400	\$410,640

**TOTAL COST FOR 1 QRV & 1 AMBULANCE**

**\$761,040.00**



- Vehicle and Paramedic Equipment replacement year 5
- \$60,000.00 in year 5 is to replace the current apparatus which is set for replacement at \$500,000.00 \_ (\$440,000.00)



# PROPOSED IMPLEMENTATION OF PARAMEDIC PROGRAM

- JULY 2023 – Advertise for Paramedic/Firefighter
- AUGUST 2023 – Interview Candidates
- AUGUST 2023 – Select Candidates
- SEPTEMBER 2023 through JANUARY 2024 – Recruit School for Candidates (only those hired without Firefighting Credentials)
- MARCH 2024 – Paramedic Program implementation date



---

**Sec. 8-2-24. Issuance of resident parking permits; annual renewal.**

Every resident may register an owned vehicle with the Police Department by presenting proof of residency or payment of property taxes, vehicle registration with the South Carolina Department of Motor Vehicles (SCDMV), or other appropriate documentation as may be required by the Police Department. Upon registration with the Police Department, resident owners or resident renters shall be issued a resident parking permit for any vehicle that is registered to the resident's address or for any other owned vehicle approved by the Police Department. Part-time resident owners shall be issued a maximum of two (2) resident parking permits for any owned vehicle approved by the Police Department. Resident parking permits shall be displayed in a manner prescribed by the Police Department. Registration with the Police Department shall be required annually. Resident parking permits shall not be renewed until all unpaid parking fines have been paid or otherwise satisfied.

(Ord. No. 2017-02, § 3, 3-21-2017)

## *ARTICLE 9. SHORT-TERM RENTALS*

### **Sec. 5-4-201. Definitions.**

The following words, terms and phrases, when used in this article, shall have the meanings ascribed to them in this section, except where the context clearly indicates a different meaning:

*Short-term rental* means the use of any dwelling, including the lot upon which the dwelling is located, anywhere within the City whereby the dwelling is leased or otherwise made available by the owner to another person for a term of three (3) months or less. Any reference in this article to dwelling, residence or rental shall mean a short-term rental.

(Ord. No. 2007-2, § 2(5-4-201), 3-27-2007)

### **Sec. 5-4-202. Maximum overnight occupancy.**

- a. The maximum overnight occupancy of an existing residence for which the owner is holding a valid short-term rental license on June 22, 2010, shall be limited to the greater of:
  - (1) Two (2) people per bedroom, plus two (2) people.
  - (2) One person per two hundred fifty (250) square feet of gross heated floor area in the entire house.
  - (3) Six (6) people.
- b. The maximum overnight occupancy of an existing residence for which the owner is not holding a valid short-term rental license on June 22, 2010, shall be limited to the greater of:
  - (1) Two (2) people per bedroom, plus two (2) people.
  - (2) Six (6) people.
- c. The maximum overnight occupancy of a residence permitted for new construction after June 22, 2010 shall be the same as prescribed in section 5-4-202(b) or twelve (12) people, whichever is fewer.
- d. The maximum overnight occupancy of an existing residence that is altered or reconstructed after June 22, 2010, shall be prescribed as follows:
  - (1) If the maximum overnight occupancy of the residence prior to alteration or reconstruction was less than twelve (12) people, then the maximum overnight occupancy of the altered or reconstructed residence may be increased to the number of people prescribed in:
    - (a) Section 5-4-202(a) or twelve (12) people, whichever is fewer, if the owner was holding a valid short-term rental license on June 22, 2010.
    - (b) Section 5-4-202(b) or twelve (12) people, whichever is fewer, if the owner was not holding a valid short-term rental license on June 22, 2010.
  - (2) If the maximum overnight occupancy of the residence prior to alteration or reconstruction was twelve (12) people or more, then the maximum overnight occupancy of the altered or reconstructed residence shall not be increased.

- 
- (3) If the alteration or reconstruction results in a decrease in number of bedrooms or floor area of the residence, then the maximum overnight occupancy shall be reduced as prescribed in:
- (a) Section 5-4-202(a), if the owner was holding a valid short-term rental license on June 22, 2010.
  - (b) Section 5-4-202(b), if the owner was not holding a valid short-term rental license on June 22, 2010.

e. Children under two (2) years of age shall not be included in determining the maximum overnight occupancy.  
(Ord. No. 2007-2, § 2(5-4-202), 3-27-2007; Ord. No. 2010-08, § 1, 6-22-2010)

### **Sec. 5-4-203. Maximum occupancy at any time.**

Notwithstanding any other provision of this article to the contrary, at no time shall the total number of persons at a residence exceed forty (40) persons, including children, or twice the maximum overnight occupancy as determined by section 5-4-202, whichever is less.

(Ord. No. 2007-2, § 2(5-4-203), 3-27-2007; Ord. No. 2020-04, § 1, 8-25-2020)

### **Sec. 5-4-204. Maximum number of vehicles.**

The maximum number of vehicles that may be located at a residence between the hours of 11:00 p.m. to 9:00 a.m. shall be limited to one (1) vehicle per approved bedroom or one (1) vehicle for every two and one-half (2½) people allowed under the maximum overnight occupancy. In no instance shall the number of vehicles allowed be less than two (2).

(Ord. No. 2007-2, § 2(5-4-204), 3-27-2007)

### **Sec. 5-4-205. Written notices to be conspicuously posted inside and outside residence; Penalties for removing notices.**

A written notice provided by the city which contains information about certain ordinances generally impacting tenants of Short-term Rentals shall be affixed to a conspicuous location inside the residence located within fifteen (15) feet from the main entrance to the residence and maintained at such location by the owner and displayed at all times. A written notice provided by the city which contains information about the city's noise ordinance shall be weatherproofed and affixed to a conspicuous location on any exterior deck, porch, patio, pool or other gathering area of the residence and maintained at such location by the owner and displayed at all times. It shall be unlawful for any person to destroy, hide, obstruct, conceal or remove the notices required by this section.

(Ord. No. 2007-2, § 2(5-4-205), 3-27-2007; Ord. No. 2009-14, § 1, 10-27-2009; Ord. No. 2015-07, § 1, 7-28-2015)

Editor's note(s)—Ord. No. 2015-07, § 1, adopted July 28, 2015, changed the title of § 5-4-205 from "Written notice to be conspicuously posted in residence; Penalties for removing notice" to read as set out herein.

### **Sec. 5-4-206. Provisions are cumulative.**

All provisions contained in this article shall be cumulative to all other Federal, State and City laws, ordinances and regulations to which an owner or tenant may be subject regarding the ownership, use, rental or occupancy of a residence.

(Ord. No. 2007-2, § 2(5-4-206), 3-27-2007)



## **RESOLUTION**

### **OF THE CITY COUNCIL OF THE ISLE OF PALMS, SOUTH CAROLINA, ENCOURAGING THE SOUTH CAROLINA GENERAL ASSEMBLY TO ADOPT H.3620, "CLEMENTA C. PINCKNEY HATE CRIME ACT"**

**WHEREAS**, according to the Federal Bureau of Investigations, in 2019 hate crimes across the United States hit a 16 year high and less than half of hate crimes are reported to the police; and

**WHEREAS**, South Carolina is one of only two states in the United States that does not have any laws on hate crimes; and

**WHEREAS**, H.3620 is currently being considered by the House Judiciary Committee; and

**WHEREAS**, H.3620 provides penalties for a person convicted of a crime with the intent to assault, intimidate, or threaten a person because of his race, religion, color, sex, age, national origin, sexual orientation, or homelessness; and

**WHEREAS**, City Council desires to promote the safe and quiet enjoyment of all residents and visitors; and

**WHEREAS**, in order to protect the health, safety, and welfare of the citizens and visitors of the City of Isle of Palms, City Council desires to authorize the Mayor to express to the South Carolina General Assembly, the City of Isle of Palms' support for H.3620, "Clementa C. Pinckney Hate Crime Act."

### **NOW, THEREFORE, BE IT RESOLVED BY THE TOWN OF BLUFFTON TOWN COUNCIL THAT:**

The City Council of the City of Isle of Palms hereby authorizes the Mayor to express its support for H.3620, "Clementa C. Pinckney Hate Crime Act."

**THIS RESOLUTION SHALL BE EFFECTIVE IMMEDIATELY UPON ADOPTION,  
SIGNED, SEALED AND DELIVERED AS OF THIS \_\_\_\_\_ DAY OF  
\_\_\_\_\_, 2023.**

\_\_\_\_\_  
Phillip Pounds, Mayor

ATTEST:

\_\_\_\_\_  
Nicole DeNeane, City Clerk

	A	B	I	J	K	L	M	N	O	P	Q	R	S	T	U	V	W
1	DRAFT 1	CITY OF ISLE OF PALMS - POLICE DEPARTMENT & BEACH SERVICE OFFICERS - EXPENDITURE DETAIL - ALL FUNDS															
2	GL Number	Description	ACTUAL FY19	ACTUAL FY20	ACTUAL FY21	ACTUAL FY22	BUDGET FY23	YTD As Of 12/31/2022 (6 MOS	Jan-Dec 2022 (12 MOS)	FORECAST FY23	INCREASE/ (DECR) FROM FY23 BUDGET	BUDGET FY24	INCREASE/ (DECREASE) FROM FY22 BUDGET	FORECAST FY25	FORECAST FY26	FORECAST FY27	FORECAST FY28
3																	
4																	
5		GENERAL FUND - POLICE															
6	10-4410.5001	SALARIES & WAGES	1,297,392	1,235,798	1,440,037	1,453,848	1,627,181	914,706	1,668,273	-	(1,627,181)	1,680,022	52,841	1,722,023	1,765,073	1,809,200	1,854,430
7	10-4410.5002	OVERTIME WAGES	139,222	167,858	121,084	145,998	143,133	78,847	156,923	-	(143,133)	150,419	7,286	154,179	158,034	161,985	166,034
8	10-4410.5003	PART-TIME WAGES	-	13,809	-	547	-	5,000	5,496	-	-	-	-	-	-	-	-
9	10-4410.5004	FICA EXPENSE	107,547	105,311	117,607	120,092	135,429	74,771	137,154	-	(135,429)	140,029	4,600	143,529	147,118	150,796	154,566
10	10-4410.5005	RETIREMENT EXPENSE	228,451	237,075	261,371	285,465	365,799	183,016	339,251	-	(365,799)	378,234	12,435	388,952	398,675	408,642	418,858
11	10-4410.5006	GROUP HEALTH INSURANCE	190,275	179,745	211,261	218,024	217,022	98,961	223,597	-	(217,022)	215,774	(1,248)	222,247	228,915	235,782	242,856
12	10-4410.5007	WORKERS COMPENSATION	62,442	50,860	49,330	77,095	99,721	51,514	93,690	-	(99,721)	96,924	(2,797)	99,347	101,831	104,377	106,986
13		Subtotal POLICE Wages & Fringes	2,025,328	1,990,456	2,200,690	2,301,068	2,588,285	1,406,815	2,624,384	-	(2,588,285)	2,661,402	73,117	2,730,277	2,799,646	2,870,781	2,943,730
14		% Increase/(Decrease) from Prior Year	-6%	-2%	11%	5%	12%			-100%		3%		3%	3%	3%	3%
15																	
16	10-4420.5010	PRINT AND OFFICE SUPPLIES	12,527	7,099	11,923	12,841	14,000	6,114	15,255	-	(14,000)	15,000	1,000	14,000	14,000	14,000	14,000
17	10-4420.5014	MEMBERSHIP AND DUES	1,523	1,710	849	1,218	2,000	1,600	2,658	-	(2,000)	2,000	-	2,000	2,000	2,000	2,000
18	10-4420.5015	MEETINGS AND SEMINARS	1,177	640	1,778	1,432	3,000	1,448	2,038	-	(3,000)	3,000	-	3,000	3,000	3,000	3,000
19	10-4420.5016	VEHICLE, FUEL & OIL	73,976	55,802	64,611	90,547	125,000	60,677	112,434	-	(125,000)	97,000	(28,000)	90,000	90,000	90,000	90,000
20	10-4420.5017	VEHICLE MAINTENANCE	56,110	46,497	56,670	57,994	60,000	22,981	49,732	-	(60,000)	60,000	-	60,000	60,000	60,000	60,000
21	10-4420.5020	ELECTRIC AND GAS	25,111	24,412	27,323	32,248	29,000	15,780	32,784	-	(29,000)	33,000	4,000	29,000	29,000	29,000	29,000
22	10-4420.5021	TELEPHONE/CABLE	54,820	48,010	51,988	48,346	52,000	22,106	45,828	-	(52,000)	52,000	-	52,000	52,000	52,000	52,000
23	10-4420.5022	WATER AND SEWER	5,587	5,700	6,807	6,226	6,500	3,467	6,795	-	(6,500)	6,500	-	6,500	6,500	6,500	6,500
24	10-4420.5024	IT EQUIP, SOFTWARE & SVCS	-	-	-	30,261	55,000	23,065	33,317	-	(55,000)	48,000	(7,000)	50,000	50,000	50,000	50,000
25	10-4420.5025	NON-CAPITAL TOOLS & EQUIPMENT	2,492	2,943	1,561	22,299	15,000	11,945	23,566	-	(15,000)	17,000	2,000	15,000	15,000	15,000	15,000
26	10-4420.5026	MAINT & SERVICE CONTRACTS	78,619	66,350	61,217	27,736	45,500	7,799	28,889	-	(45,500)	45,500	-	45,500	45,500	45,500	45,500
27	10-4420.5027	MACHINE/EQUIPMENT REPAIR	6,199	137	3,519	4,311	7,000	675	4,368	-	(7,000)	7,000	-	8,500	8,500	8,500	8,500
28	10-4420.5041	UNIFORMS	18,605	10,528	20,836	14,913	22,715	11,666	17,889	-	(22,715)	22,000	(715)	22,715	22,715	22,715	22,715
29	10-4420.5044	CLEANING/SANITARY SUPPLY	1,950	2,835	4,382	3,718	6,000	1,697	4,435	-	(6,000)	6,000	-	6,000	6,000	6,000	6,000
30	10-4420.5049	MEDICAL AND LAB	4,018	3,922	5,796	5,946	5,000	2,710	6,087	-	(5,000)	9,000	4,000	6,500	6,500	6,500	6,500
31	10-4420.5062	INSURANCE	61,284	70,235	77,836	90,584	97,000	45,673	98,567	-	(97,000)	97,000	-	98,940	100,919	102,937	102,937
32	10-4420.5063	RENT AND LEASES	2,551	4,334	6,002	1,490	3,000	726	1,618	-	(3,000)	3,000	-	3,000	3,000	3,000	3,000
33	10-4420.5064	EMPLOYEE TRAINING	8,063	5,462	9,080	12,668	10,000	6,698	14,643	-	(10,000)	14,000	4,000	14,000	14,000	14,000	14,000
34	10-4420.5065	PROFESSIONAL SERVICES	610	765	7,541	6,195	5,000	300	5,345	-	(5,000)	5,000	-	5,000	5,000	5,000	5,000
35	10-4420.5067	CONTRACTED SERVICES	10,954	4,180	260	-	-	-	-	-	-	-	-	-	-	-	-
36	10-4420.5079	MISC. & CONTINGENCY EXP	1,818	3,114	2,992	3,189	5,000	3,924	4,133	-	(5,000)	6,000	1,000	5,000	5,000	5,000	5,000
37	10-4420.5081	CANINE KENNEL EXPENSES	552	398	829	920	2,200	1,148	322	-	(2,200)	2,200	-	2,200	2,200	2,200	2,200
38		Subtotal POLICE Operating Expense	428,547	365,075	423,800	475,084	569,915	252,199	510,703	-	(569,915)	550,200	(19,715)	538,855	540,834	542,852	542,852
39		% Increase/(Decrease) from Prior Year	-3%	-15%	16%	12%	20%			-100%		-3%		-2%	0%	0%	
40																	
41		TOTAL GENERAL FUND POLICE	2,453,874	2,355,530	2,624,491	2,776,152	3,158,200	1,659,014	3,135,087	-	(3,158,200)	3,211,602	53,402	3,269,132	3,340,479	3,413,634	3,486,582
42		% Increase/(Decrease) from Prior Year	-6%	-4%	11%	6%	14%			-100%		2%		2%	2%	2%	2%
43																	

	X	Y
1	CITY OF ISLE OF PALMS - <b>POLICE DEPARTMENT</b> - EXPENDITURE DETAIL - ALL FUNDS	
	NOTES	
2		
3		
4		
5	GENERAL FUND - POLICE	
6	SALARIES & WAGES	FY24 Budget includes a 2nd full-time Code Enforcement Officer and a 2.5% merit pool for adjustments effective 1/1/2024. Long-term forecasts include and annual 2.5% merit pool.
7	OVERTIME WAGES	Approximately 7% of regular pay for officers, 12.5% for communications specialists.
8	PART-TIME WAGES	
9	FICA EXPENSE	FICA rate is 7.65%
10	RETIREMENT EXPENSE	PORS & SCRS employer contribution rates are 21.24% & 18.56% respectively.
11	GROUP HEALTH INSURANCE	Current PEBA rates & dependent elections + 3.7% increase on January 1, 2024
12	WORKMEN'S COMPENSATION	Based on current SCMIT rates (including an experience modifier) and forecasted salaries.
13		
14		
15		
16	PRINT AND OFFICE SUPPLIES	
17	MEMBERSHIP AND DUES	
18	MEETINGS AND SEMINARS	Includes hosting of a Tri-County Police Chiefs meeting and/or the SC FBI Group
19	VEHICLE, FUEL & OIL	FY24 budget based on recent 12 months usage and an estimated \$3.50 per gallon cost for both marine-grade unleaded and diesel fuel.
20	VEHICLE MAINTENANCE	Increased based on actual
21	ELECTRIC AND GAS	Increased based on actual. Includes propane. Split 50/50 with Fire Dept.
22	TELEPHONE/CABLE	Incls phone/internet (\$14k), cellular & data cards (\$7k), NCIC line (\$7k) and Charleston County radio fee (\$28k)
23	WATER AND SEWER	
24	IT EQUIP, SOFTWARE & SVCS	Incls Police timekeeping (3k) hardware replacements (17.5k), Sonitrol alarm (1k), LawTrac software (4k), Adobe (1k), Pace scheduling module (3k), Power DMS for CALEA (2k), online investigations software (4k), NCIC software annual maint (3k), Code Enforcement Tracking software (5k), Sonitrol alarm monitoring (1k), server warranty (1k), and misc provision (2k)
25	NON-CAPITAL TOOLS & EQUIPMENT	Tasers and taser cartridges (tasers must be discharged twice/yr to maintain certification) (\$5k), ammunition for shooting range (\$2k), firearm replacements (\$5) and provision for other small equipment as needed (\$5k).
26	MAINT & SERVICE CONTRACTS	Incls IOPPD's portion of annual maintenance on Charleston County's MDT (mobile data terminal) system (\$3k), elevator maint contract (\$7.5k), janitorial service (\$6k), recurring expenses for pest control, hvac, County stormwater fees and fire protection sys (\$5k) and misc provision as needed (\$5k).
27	MACHINE/EQUIPMENT REPAIR	
28	UNIFORMS	Includes \$1,000 to cover replacements of jackets and vests for marine unit
29	CLEANING/SANITARY SUPPLY	
30	MEDICAL AND LAB	Increased based on actual and added \$2500 to install a Medsafe pharmaceutical dropbox at the PSB.
31	INSURANCE	Forecast 2% annual increase each year
32	RENT AND LEASES	Police copier. Timeclock rental moved to IT account
33	EMPLOYEE TRAINING	Increased based on actual
34	PROFESSIONAL SERVICES	Annual CALEA continuation
35	CONTRACTED SERVICES	
36	MISC. & CONTINGENCY EXP	Increased to allow for increased promotional and recruitment efforts
37	CANINE KENNEL EXPENSES	
38		
39		
40		
41		
42		
43		

	A	B	I	J	K	L	M	N	O	P	Q	R	S	T	U	V	W
1	DRAFT 1	CITY OF ISLE OF PALMS - POLICE DEPARTMENT & BEACH SERVICE OFFICERS - EXPENDITURE DETAIL - ALL FUNDS															
2	GL Number	Description	ACTUAL FY19	ACTUAL FY20	ACTUAL FY21	ACTUAL FY22	BUDGET FY23	YTD As Of 12/31/2022 (6 MOS	Jan-Dec 2022 (12 MOS)	FORECAST FY23	INCREASE/ (DECR) FROM FY23 BUDGET	BUDGET FY24	INCREASE/ (DECREASE) FROM FY22 BUDGET	FORECAST FY25	FORECAST FY26	FORECAST FY27	FORECAST FY28
3																	
4																	
44		GENERAL FUND BSO WAGES AND FRINGES															
45	10-5710.5002	OVERTIME WAGES	689	3,955	6,326	2,894	1,500	939	2,259	-	(1,500)	1,500	-	1,500	1,500	1,500	1,538
46	10-5710.5003	PART-TIME WAGES	93,224	67,053	72,157	82,354	88,940	32,664	100,799	-	(88,940)	111,720	22,780	88,940	88,940	88,940	88,940
47	10-5710.5004	FICA EXPENSE	7,188	5,436	6,004	6,522	6,919	2,574	7,885	-	(6,919)	8,661	1,742	6,919	6,919	6,919	6,922
50	10-5710.5007	WORKERS COMPENSATION	3,557	2,918	3,777	5,035	6,035	2,776	5,067	-	(6,035)	7,564	1,529	7,753	4,828	4,828	4,828
51		Subtotal BSOs	106,522	80,806	88,264	97,049	103,394	38,954	115,000	-	(103,394)	129,445	26,051	105,112	102,187	102,187	102,227
52		% Increase/(Decrease) from Prior Year	14%	-24%	9%	10%	7%			-100%		25%		-19%	-3%		0%
53																	
54																	
55		CAPITAL PROJECTS FUND															
56	20-4440.5017	VEHICLE MAINTENANCE	-	-	-	-	-	-	-	-	-	-	-	-	-	-	-
57	20-4440.5024	IT EQUIP, SOFTWARE & SVCS	-	-	-	-	28,000	-	-	-	(28,000)	49,000	21,000	-	-	-	-
58	20-4440.5025	NON-CAPITAL TOOLS & EQUIPMENT	1,133	-	29,576	1,929	-	-	1,929	-	-	-	-	-	-	-	-
59	20-4440.5026	MAINT & SERVICE CONTRACTS	26,050	-	38,645	7,804	62,500	6,771	14,037	-	(62,500)	62,500	-	62,500	62,500	125,000	125,000
61	20-4440.5084	CONSTRUCTION IN PROGRESS	23,817	-	-	-	-	-	-	-	-	-	-	-	-	-	-
62	20-4440.5085	CAPITAL OUTLAY	145,300	599,372	1,213,596	83,757	70,000	11,073	94,830	-	(70,000)	52,000	(18,000)	102,500	104,000	106,000	258,500
63		TOTAL	196,300	599,372	1,281,816	93,490	160,500	17,844	110,795	-	(160,500)	163,500	3,000	165,500	166,500	231,000	383,500
64		% Increase/(Decrease) from Prior Year	145%	205%	114%	-93%	72%			-100%		2%		1%	1%	39%	66%
65																	
66		MUNICIPAL ACCOMMODATIONS TAX FUND - POLICE															
67	30-4420.5021	TELEPHONE/CABLE	4,848	5,360	5,933	6,799	6,000	6,529	8,945	-	(6,000)	9,000	3,000	6,000	6,000	6,000	6,000
68	30-4420.5024	IT EQUIP, SOFTWARE & SVCS	-	-	-	-	-	-	-	-	-	-	-	-	-	-	-
69	30-4420.5025	NON-CAPITAL TOOLS & EQUIPMENT	3,614	3,993	3,548	-	-	-	-	-	-	-	-	-	-	-	-
70	30-4420.5026	MAINT & SERVICE CONTRACTS	691	9,917	8,378	11,544	11,000	4,431	12,402	-	(11,000)	12,000	1,000	11,000	11,000	11,000	11,000
71	30-4420.5065	PROFESSIONAL SERVICES	-	-	-	-	-	-	-	-	-	-	-	-	-	-	-
72	30-4420.5067	CONTRACTED SERVICES	21,330	14,750	13,160	10,762	33,000	4,708	9,680	-	(33,000)	33,000	-	20,000	20,000	20,000	20,000
73	30-4420.5084	CONSTRUCTION IN PROGRESS	11,908	-	-	-	-	-	-	-	-	-	-	-	-	-	-
74	30-4420.5085	CAPITAL OUTLAY	60,405	354,220	169,544	-	105,000	11,073	11,073	-	(105,000)	63,500	(41,500)	41,000	41,600	42,400	103,400
75		TOTAL	102,796	388,240	200,562	29,105	155,000	26,741	42,101	-	(155,000)	117,500	(37,500)	78,000	78,600	79,400	140,400
76		% Increase/(Decrease) from Prior Year	4%	278%	-48%	-85%	433%			-100%		-24%		-34%	1%	1%	77%
77																	
78		MUNICIPAL ACCOMMODATIONS TAX FUND - PARKING MANAGEMENT AND FRONT BEACH MAINTENANCE															
79	30-5620.5010	PRINT AND OFFICE SUPPLIES	17,071	9,755	9,549	6,231	20,800	5,685	8,004	-	(20,800)	20,800	-	20,800	20,800	20,800	20,800
80	30-5620.5013	BANK SERVICE CHARGES	35,248	34,793	54,380	61,276	62,000	46,323	67,970	-	(62,000)	70,000	8,000	62,000	62,000	62,000	62,000
81	30-5620.5020	ELECTRIC AND GAS	38,051	37,850	41,473	41,633	42,000	20,777	41,703	-	(42,000)	42,000	-	42,000	42,000	42,000	42,000
82	30-5620.5021	TELEPHONE/CABLE	3,322	3,777	3,200	2,808	4,000	1,324	2,800	-	(4,000)	4,000	-	4,000	4,000	4,000	4,000
83	30-5620.5022	WATER AND SEWER	4,942	3,936	4,060	4,563	5,500	2,450	4,759	-	(5,500)	5,500	-	5,500	5,500	5,500	5,500
84	30-5620.5024	IT EQUIP, SOFTWARE & SVCS	-	-	-	52,237	72,000	8,189	50,167	-	(72,000)	66,000	(6,000)	72,000	72,000	72,000	72,000
85	30-5620.5025	NON-CAPITAL TOOLS & EQUIPMENT	2,120	1,105	4,584	12,699	3,000	160	11,325	-	(3,000)	8,000	5,000	3,000	3,000	3,000	3,000
86	30-5620.5026	MAINT & SERVICE CONTRACTS	30,377	20,147	55,185	26,293	43,500	7,262	26,973	-	(43,500)	43,500	-	43,500	43,500	43,500	43,500
87	30-5620.5027	MACHINE/EQUIPMENT REPAIR	2,120	13,817	14,929	14,912	16,000	9,494	11,652	-	(16,000)	16,000	-	16,000	16,000	16,000	16,000
88	30-5620.5041	UNIFORMS	3,764	2,244	1,487	2,087	5,000	295	2,030	-	(5,000)	5,000	-	5,000	5,000	5,000	5,000
89	30-5620.5054	STREET SIGNS	1,397	2,097	4,411	6,038	7,500	5,393	11,029	-	(7,500)	7,500	-	7,500	7,500	7,500	7,500
90	30-5620.5062	INSURANCE	1,167	908	905	923	1,000	503	1,005	-	(1,000)	1,000	-	1,020	1,040	1,061	1,061
91	30-5620.5065	PROFESSIONAL SERVICES	31,358	33,168	37,010	1,807	5,000	856	(30)	-	(5,000)	2,000	(3,000)	2,000	2,000	2,000	2,000
92	30-5620.5067	CONTRACTED SERVICES	12,200	10,800	6,200	8,822	18,000	12,800	18,822	-	(18,000)	18,000	-	18,000	18,000	18,000	18,000
93	30-5620.5079	MISC. & CONTINGENCY EXP	8,284	3,823	1,605	1,219	7,500	111	1,256	-	(7,500)	7,500	-	7,500	7,500	7,500	7,500
94	30-5620.5085	CAPITAL OUTLAY	-	-	-	5,500	-	-	(4,362)	-	-	-	-	-	-	-	-
95		TOTAL	191,421	178,219	238,979	249,047	312,800	121,623	255,101	-	(312,800)	316,800	4,000	309,820	309,840	309,861	309,861
96		% Increase/(Decrease) from Prior Year	-9%	-7%	34%	4%	26%			-100%		1%		-2%	0%	0%	

	X	Y
1	CITY OF ISLE OF PALMS - <b>POLICE DEPARTMENT</b> - EXPENDITURE DETAIL - ALL FUNDS	
	NOTES	
2		
3		
4		
44	GENERAL FUND BSO WAGES AND FRINGES	
45	OVERTIME WAGES	
46	PART-TIME WAGES	FY24 includes an additional BSO for Parking Mgt at the IOP Marina
47	FICA EXPENSE	FICA rate is 7.65%
50	WORKERS COMPENSATION	Based on current SCMIT rates (including an experience modifier) and forecasted salaries.
51		
52		
53		
54		
55	CAPITAL PROJECTS FUND	
56	VEHICLE MAINTENANCE	
57	IT EQUIP, SOFTWARE & SVCS	Replace/reconfigure Police Dept servers per VC3 recommendation
58	NON-CAPITAL TOOLS & EQUIPMENT	
59	MAINT & SERVICE CONTRACTS	Building maintenance contingency to proactively address issues as needed. Equals 1% (FY23-26) or 2% (FY27+) of PSB insured value. PSB costs are split 50% with Fire Department
61	CONSTRUCTION IN PROGRESS	
62	CAPITAL OUTLAY	FY24 incls 1 patrol SUV (\$52,000). Forecast periods = 50% of the annual Police Dept capital needs per the 10-yr plan.
63		
64		
65		
66	MUNICIPAL ACCOMMODATIONS TAX	
67	TELEPHONE/CABLE	Comcast service for IOP Connector camera feed. Added new camera facing northbound on Palm.
68	IT EQUIP, SOFTWARE & SVCS	-
69	NON-CAPITAL TOOLS & EQUIPMENT	
70	MAINT & SERVICE CONTRACTS	Includes \$11,000 for pooper scooper stations & supplies co-ordinated by Animal Control in Pol Dept. In FY24 add 2 stations along Waterway Blvd multi-use path.
71	PROFESSIONAL SERVICES	
72	CONTRACTED SERVICES	Provision for Charleston County Sheriff Deputies assistance. Increased for additional Charleston County support including \$13k cost-share with Isle of Palms County Park.
73	CONSTRUCTION IN PROGRESS	
74	CAPITAL OUTLAY	FY24 incls one SUV repl (\$52k) and an automatic license plate reader for IOP Connector for investigative purposes (\$11.5k). Forecast periods = 20% of the annual Police Dept capital needs per the 10-yr plan.
75		
76		
77		
78		
79	PRINT AND OFFICE SUPPLIES	Supplies for kiosks & ticketing devices (\$6,000), residential parking decals/hangtags/booklets (\$9,000), enforcement supplies (\$5,000), parking lot annual passes (\$800).
80	BANK SERVICE CHARGES	Processing fees paid for parking kiosk credit card transactions.
81	ELECTRIC AND GAS	Landscape lighting in Front Beach area
82	TELEPHONE/CABLE	Service for 3 call boxes (\$1,000) and internet service for 12 BSO enforcement tablets (\$3,000).
83	WATER AND SEWER	Irrigation
84	IT EQUIP, SOFTWARE & SVCS	Includes all T2 parking management and parking citation collection software (34.5k), ROVR service for license plate lookups (3k), NetCertPro mgt of City-wide traffic camera system, incl maint and add'l cameras at Marina, Breach Inlet and JCLong & Ocean (8k), all Parkeon expense for Front Beach kiosk internet operation software, parking collections, credit card fees (w/ provision for add'l credit card usage) and payment management (18.5k), provision for ticket printing device replacement (\$1k) and misc provision (.5k).
85	NON-CAPITAL TOOLS & EQUIPMENT	Provision for surveillance camera replacements if needed (\$3k). For FY24 add 2 misting fans for personnel (\$5k).
86	MAINT & SERVICE CONTRACTS	Sidewalks (\$5k) parking lot (\$10k), irrig (\$2.5k), lighting (\$2.5k), benches/cans (\$2k), road patch (\$5k), surveill camera maint (\$1.5k), tablet/printer maint (\$5k), kiosk internet svc & data downlds (\$10k).
87	MACHINE/EQUIPMENT REPAIR	Includes annual Parkeon maintenance contract for 18 kiosks
88	UNIFORMS	BSO uniforms
89	STREET SIGNS	Replace Front Beach parking signs as needed. Increased to cover signage for text-2-park option system.
90	INSURANCE	Property & liability coverage on parking kiosks, lights and fixtures in Front Beach area
91	PROFESSIONAL SERVICES	Includes amored car service for kiosk collections (\$2k).
92	CONTRACTED SERVICES	Beach recycling collection per contract
93	MISCELLANEOUS	Provision for unanticipated costs. Covers all parking and front beach maintenance.
94	CAPITAL OUTLAY	-
95		
96		

	A	B	I	J	K	L	M	N	O	P	Q	R	S	T	U	V	W
1	DRAFT 1	CITY OF ISLE OF PALMS - POLICE DEPARTMENT & BEACH SERVICE OFFICERS - EXPENDITURE DETAIL - ALL FUNDS															
2	GL Number	Description	ACTUAL FY19	ACTUAL FY20	ACTUAL FY21	ACTUAL FY22	BUDGET FY23	YTD As Of 12/31/2022 (6 MOS	Jan-Dec 2022 (12 MOS)	FORECAST FY23	INCREASE/ (DECR) FROM FY23 BUDGET	BUDGET FY24	INCREASE/ (DECREASE) FROM FY22 BUDGET	FORECAST FY25	FORECAST FY26	FORECAST FY27	FORECAST FY28
3																	
4																	
97																	
98																	
99		HOSPITALITY TAX															
100	35-4420.5009	DEBT SERVICE - PRINCIPAL	-	-	-	49,973	-	-	49,973	-	-	38,447	38,447	39,715	41,025	42,385	43,788
101	35-4420.5011	DEBT SERVICE - INTEREST	-	-	-	-	-	-	-	-	-	11,400	11,400	10,131	8,821	7,468	6,065
102	35-4420.5024	IT EQUIP, SOFTWARE & SVCS	-	-	-	-	100,000	68,876	68,876	-	(100,000)	15,000	(85,000)	55,000	55,000	55,000	55,000
103	35-4420.5025	NON-CAPITAL TOOLS & EQUIPMENT	-	5,290	2,871	2,165	2,000	196	2,232	-	(2,000)	2,000	-	2,000	2,000	2,000	2,000
104	35-4420.5065	PROFESSIONAL SERVICES	-	-	-	-	-	-	-	-	-	-	-	-	-	-	-
105	35-4420.5085	CAPITAL OUTLAY	7,740	30,576	43,801	432,755	55,000	5,083	409,077	-	(55,000)	48,000	(7,000)	20,500	20,800	21,200	51,700
106		TOTAL	7,740	35,867	46,673	484,893	157,000	74,156	530,158	-	(157,000)	114,847	(42,153)	127,346	127,646	128,053	158,553
107		% Increase/(Decrease) from Prior Year	-52%	363%	30%	939%	-68%			-100%		-27%		11%	0%	0%	24%
108																	
109		STATE ACCOMMODATIONS TAX															
110	50-4420.5025	NON-CAPITAL TOOLS & EQUIPMENT	5,730	2,353	3,096	7,747	10,600	3,618	11,365	-	(10,600)	11,000	400	7,500	7,500	7,500	7,500
111	50-4420.5026	MAINT & SERVICE CONTRACTS	4,750	-	-	-	-	-	-	-	-	-	-	-	-	-	-
112	50-4420.5065	PROFESSIONAL SERVICES	-	-	-	-	-	-	-	-	-	-	-	-	-	-	-
113	50-4420.5084	CONSTRUCTION IN PROGRESS	11,908	-	-	-	-	-	-	-	-	-	-	-	-	-	-
114	50-4420.5085	CAPITAL OUTLAY	93,523	354,620	210,091	102,363	123,000	28,730	131,093	-	(123,000)	53,600	(69,400)	41,000	41,600	42,400	103,400
115		TOTAL	115,911	356,973	213,187	110,110	133,600	32,348	142,458	-	(133,600)	64,600	(69,000)	48,500	49,100	49,900	110,900
116		% Increase/(Decrease) from Prior Year	135%	208%	-40%	-48%	21%			-100%		-52%		-25%	1%	2%	122%
117																	
118		FEDERAL & STATE NARCOTICS															
119	61-4320.5013	BANK SERVICE CHARGES	-	-	-	-	-	-	-	-	-	-	-	-	-	-	-
120	61-4320.5025	NON-CAPITAL TOOLS & EQUIPMENT	-	-	-	-	-	-	-	-	-	-	-	-	-	-	-
121	61-4320.5041	UNIFORMS	-	-	-	-	-	-	-	-	-	-	-	-	-	-	-
122	61-4320.5079	MISC. & CONTINGENCY EXP	(751)	-	-	-	-	-	-	-	-	-	-	-	-	-	-
123	62-4320.5013	BANK SERVICE CHARGES	-	-	-	-	-	-	-	-	-	-	-	-	-	-	-
124	62-4320.5025	NON-CAPITAL TOOLS & EQUIPMENT	-	4,386	-	-	-	-	-	-	-	-	-	-	-	-	-
125	62-4320.5041	UNIFORMS	228	-	-	-	-	-	-	-	-	-	-	-	-	-	-
126	62-4320.5079	MISC. & CONTINGENCY EXP	(722)	-	-	-	-	-	-	-	-	-	-	-	-	-	-
127		TOTAL	(1,244)	4,386	-	-	-	-	-	-	-	-	-	-	-	-	-
128		% Increase/(Decrease) from Prior Year	-112%	-452%	-100%												
129																	
130		VICTIMS FUND															
131	64-4420.5010	PRINT AND OFFICE SUPPLIES	-	8	326	78	200	-	-	-	(200)	500	300	500	500	500	500
132	64-4420.5013	BANK SERVICE CHARGES	-	-	-	-	-	-	-	-	-	-	-	-	-	-	-
133	64-4420.5014	MEMBERSHIP AND DUES	50	25	5	-	50	-	-	-	(50)	100	50	100	100	100	100
134	64-4420.5021	TELEPHONE/CABLE	577	495	520	493	2,600	-	230	-	(2,600)	2,600	-	2,600	2,600	2,600	2,600
135	64-4420.5041	UNIFORMS	-	-	-	-	-	-	-	-	-	-	-	-	-	-	-
136	64-4420.5064	EMPLOYEE TRAINING	1,067	513	199	-	1,000	359	359	-	(1,000)	1,500	500	1,500	1,500	1,500	1,500
137	64-4420.5079	MISC. & CONTINGENCY EXP	-	3,314	375	14,197	2,000	7,124	21,104	-	(2,000)	2,000	-	2,000	2,000	2,000	2,000
138		TOTAL	1,694	4,355	1,424	14,769	5,850	7,483	21,692	-	(5,850)	6,700	850	6,700	6,700	6,700	6,700
139		% Increase/(Decrease) from Prior Year	22%	157%	-67%	937%	-60%			-100%		15%					
140																	
141	GRAND TOTAL POLICE & BSOs		3,175,013	4,003,747	4,695,396	3,854,615	4,186,344	1,978,163	4,352,392	-	(4,186,344)	4,124,994	(61,350)	4,109,610	4,181,053	4,320,734	4,698,723
142	% Increase/(Decrease) from Prior Year		1%	26%	17%	-18%	9%			-100%		-1%		0%	2%	3%	9%



	X	Y
1	CITY OF ISLE OF PALMS - <b>POLICE DEPARTMENT</b> - EXPENDITURE DETAIL - ALL FUNDS	
2	NOTES	
3		
4		
97		
98		
99	<b>HOSPITALITY TAX</b>	
100	DEBT SERVICE - PRINCIPAL	Debt service on Axon body worn and In-car camera system
101	DEBT SERVICE - INTEREST	Debt service on Axon body worn and In-car camera system
102	IT EQUIP, SOFTWARE & SVCS	Police Use-of-Force and De-escalation training software (15k)
103	NON-CAPITAL TOOLS & EQUIPMENT	Body camera equipment replacements as needed
104	PROFESSIONAL SERVICES	
105	CAPITAL OUTLAY	FY24 includes replacement of Animal Control pickup truck (\$48k) . Forecast periods = 10% of the annual Police Dept capital needs per the 10-yr plan.
106		
107		
108		
109	<b>STATE ACCOMMODATIONS TAX</b>	
110	NON-CAPITAL TOOLS & EQUIPMENT	Body armor as needed (\$7.5k). FY24 includes purchase of a 2nd portable radar sign for traffic control (\$3.5k)
111	MAINT & SERVICE CONTRACTS	-
112	PROFESSIONAL SERVICES	
113	CONSTRUCTION IN PROGRESS	
114	CAPITAL OUTLAY	FY24 incls a pickup truck and in-car radio for new Code Enforcment Officer (\$46k & \$7.6k, respectively). Forecast periods = 20% of the annual Police Dept capital needs per the 10-yr plan
115		
116		
117		
118	<b>FEDERAL &amp; STATE NARCOTICS</b>	
119	BANK SERVICE CHARGES	These funds have been closed
120	NON-CAPITAL TOOLS & EQUIPMENT	These funds have been closed
121	UNIFORMS	These funds have been closed
122	MISCELLANEOUS	These funds have been closed
123	BANK SERVICE CHARGES	These funds have been closed
124	NON-CAPITAL TOOLS & EQUIPMENT	These funds have been closed
125	UNIFORMS	These funds have been closed
126	MISCELLANEOUS	These funds have been closed
127		
128		
129		
130	<b>VICTIMS FUND</b>	
131	PRINT AND OFFICE SUPPLIES	
132	BANK SERVICE CHARGES	
133	MEMBERSHIP AND DUES	
134	TELEPHONE/CABLE	Add phone for 2nd officer
135	UNIFORMS	
136	EMPLOYEE TRAINING	
137	MISCELLANEOUS	Add provision to cover incidental services for victims, such as towing of victim's car.
138		
139		
140		
141		
142		

	A	B	I	J	K	L	M	N	O	P	Q	R	S	T	U	V	W
1	DRAFT 1	CITY OF ISLE OF PALMS - FIRE DEPARTMENT - EXPENDITURE DETAIL - ALL FUNDS															
			ACTUAL	ACTUAL	ACTUAL	ACTUAL	BUDGET	YTD As Of	Jan-Dec 2022	FORECAST	INCREASE/ (DECR)	BUDGET	INCREASE/	FORECAST	FORECAST	FORECAST	FORECAST
2	GL Number	Description	FY19	FY20	FY21	FY22	FY23	12/31/2022	(12 MOS)	FY23	FROM FY23	FY24	(DECREASE)	FY25	FY26	FY27	FY28
3								(6 MOS)			BUDGET		FROM FY23				
5		GENERAL FUND - FIRE															
6	10-4510.5001	SALARIES & WAGES	1,709,626	1,728,922	1,676,622	1,870,893	1,974,950	1,160,990	2,142,273	-	(1,974,950)	2,031,430	56,480	2,082,216	2,134,271	2,187,628	2,242,319
7	10-4510.5002	OVERTIME WAGES	319,872	364,157	368,910	356,909	317,166	187,106	363,840	-	(317,166)	335,439	18,273	343,825	352,421	361,231	370,262
8	10-4510.5003	PART-TIME WAGES	3,399	2,514	8,087	5,485	20,000	318	(4,725)	-	(20,000)	20,000	-	20,000	20,000	20,000	20,000
9	10-4510.5004	FICA EXPENSE	150,840	154,916	156,399	167,513	176,877	100,915	187,244	-	(176,877)	182,595	5,718	187,122	191,762	196,518	201,392
10	10-4510.5005	RETIREMENT EXPENSE	331,955	363,949	352,895	396,773	490,062	253,983	464,586	-	(490,062)	505,893	15,831	519,539	532,421	545,626	559,160
11	10-4510.5006	GROUP HEALTH INSURANCE	280,170	278,507	268,332	285,914	290,413	147,201	302,238	-	(290,413)	349,236	58,823	359,713	370,504	381,620	393,068
12	10-4510.5007	WORKERS COMPENSATION	68,845	81,858	81,520	98,400	117,380	64,437	110,361	-	(117,380)	114,575	(2,805)	117,439	120,375	123,385	126,469
13	10-4510.5008	UNEMPLOYMENT COMPENSATION	-	3	-	-	-	-	-	-	-	-	-	-	-	-	-
14		Subtotal FIRE Wages & Fringes	2,864,708	2,974,825	2,912,765	3,181,886	3,386,848	1,914,949	3,565,817	-	(3,386,848)	3,539,168	152,320	3,629,854	3,721,755	3,816,007	3,912,671
15		% Increase/(Decrease) from Prior Year	3%	4%	-2%	9%	6%					4%	4%	3%	3%	3%	3%
16																	
17	10-4520.5010	PRINT AND OFFICE SUPPLIES	5,628	3,157	4,003	5,583	7,900	2,371	5,164	-	(7,900)	7,900	-	5,500	5,500	5,500	5,500
18	10-4520.5014	MEMBERSHIP AND DUES	2,294	553	1,781	2,204	2,300	715	1,524	-	(2,300)	2,300	-	2,300	2,300	2,300	2,300
19	10-4520.5015	MEETINGS AND SEMINARS	101	314	110	542	3,900	1,226	1,302	-	(3,900)	3,900	-	3,900	3,900	3,900	3,900
20	10-4520.5016	VEHICLE, FUEL & OIL	18,752	12,693	13,486	26,060	32,000	19,622	34,300	-	(32,000)	28,000	(4,000)	20,000	20,000	20,000	20,000
21	10-4520.5017	VEHICLE MAINTENANCE	59,406	65,175	53,423	59,808	65,000	37,526	70,896	-	(65,000)	70,000	5,000	65,000	65,000	65,000	65,000
22	10-4520.5020	ELECTRIC AND GAS	40,614	40,460	45,845	44,900	46,000	22,084	45,227	-	(46,000)	46,000	-	46,000	46,000	46,000	46,000
23	10-4520.5021	TELEPHONE/CABLE	58,645	55,278	56,589	54,868	61,000	27,970	55,948	-	(61,000)	61,000	-	61,000	61,000	61,000	61,000
24	10-4520.5022	WATER AND SEWER	10,784	10,633	10,801	9,984	13,000	5,485	10,786	-	(13,000)	13,000	-	13,000	13,000	13,000	13,000
25																	
25	10-4520.5024	IT EQUIP, SOFTWARE & SVCS	-	-	-	23,188	44,000	42,474	55,685	-	(44,000)	112,000	68,000	40,000	40,000	40,000	40,000
26	10-4520.5025	NON-CAPITAL TOOLS & EQUIPMENT	2,822	4,760	10,578	7,402	7,000	6,045	9,993	-	(7,000)	13,500	6,500	5,000	5,000	5,000	5,000
27	10-4520.5026	MAINT & SERVICE CONTRACTS	59,460	52,293	41,037	44,413	46,200	19,988	41,380	-	(46,200)	44,000	(2,200)	44,000	44,000	44,000	44,000
28	10-4520.5027	MACHINE/EQUIPMENT REPAIR	8,490	11,122	12,261	8,092	10,000	2,774	7,754	-	(10,000)	15,000	5,000	10,000	10,000	10,000	10,000
29	10-4520.5041	UNIFORMS	16,705	12,140	11,378	25,326	22,000	8,332	26,691	-	(22,000)	32,000	10,000	22,000	22,000	22,000	22,000
30	10-4520.5044	CLEANING/SANITARY SUPPLY	4,701	7,891	7,533	7,638	8,000	4,810	9,298	-	(8,000)	10,000	2,000	8,000	8,000	8,000	8,000
31	10-4520.5049	MEDICAL AND LAB	16,528	16,451	28,502	24,636	27,000	10,839	22,764	-	(27,000)	30,500	3,500	27,000	27,000	27,000	27,000
32	10-4520.5062	INSURANCE	117,135	119,306	130,532	141,536	147,000	69,167	144,560	-	(147,000)	159,000	12,000	162,180	165,424	168,732	168,732
33	10-4520.5063	RENT AND LEASES	958	5,807	3,954	1,449	3,000	650	1,505	-	(3,000)	3,000	-	3,000	3,000	3,000	3,000
34	10-4520.5064	EMPLOYEE TRAINING	7,953	8,684	9,572	22,505	22,500	11,491	25,301	-	(22,500)	26,500	4,000	22,500	22,500	22,500	22,500
35	10-4520.5065	PROFESSIONAL SERVICES	5,380	5,473	6,815	9,315	21,000	2,080	8,416	-	(21,000)	12,000	(9,000)	6,000	6,000	6,000	6,000
36	10-4520.5079	MISC. & CONTINGENCY EXP	5,998	4,900	7,067	6,186	9,000	2,548	3,077	-	(9,000)	9,000	-	9,000	9,000	9,000	9,000
37	10-4520.5080	VOLUNTEER FIRE POINTS	590	998	-	-	-	-	-	-	-	-	-	-	-	-	-
38		Subtotal FIRE Operating Expense	442,943	438,089	455,266	525,637	597,800	298,197	581,571	-	(597,800)	698,600	100,800	575,380	578,624	581,932	581,932
39		% Increase/(Decrease) from Prior Year	-1%	-1%	4%	15%	14%					17%	17%	-18%	1%	1%	0%
40																	
41		TOTAL GENERAL FUND FIRE	3,307,651	3,412,914	3,368,031	3,707,523	3,984,648	2,213,147	4,147,388	-	(3,984,648)	4,237,768	253,120	4,205,234	4,300,378	4,397,939	4,494,603
42		% Increase/(Decrease) from Prior Year	3%	3%	-1%	10%	7%					6%	6%	-1%	2%	2%	2%
43																	
44		CAPITAL PROJECTS															
45	20-4540.5009	DEBT SERVICE - PRINCIPAL	-	-	-	-	-	-	-	-	-	-	-	-	-	-	-
46	20-4540.5011	DEBT SERVICE - INTEREST	-	-	-	-	-	-	-	-	-	-	-	-	-	-	-
47	20-4540.5017	VEHICLE MAINTENANCE	-	-	-	-	-	-	-	-	-	-	-	-	-	-	-
48	20-4540.5025	NON-CAPITAL TOOLS & EQUIPMENT	2,041	786	23,916	24,713	13,500	19,857	28,162	-	(13,500)	-	(13,500)	12,500	12,500	12,500	12,500
49	20-4540.5026	MAINT & SERVICE CONTRACTS	55,776	-	61,829	3,463	117,183	15,207	18,325	-	(117,183)	124,620	7,437	124,620	124,620	249,239	249,239
50	20-4540.5063	RENT AND LEASES	17,325	8,487	-	-	-	-	-	-	-	-	-	-	-	-	-
51	20-4540.5065	PROFESSIONAL SERVICES	1,199	-	-	-	-	-	-	-	-	-	-	-	-	-	-

	X	Y
1	CITY OF ISLE OF PALMS - FIRE DEPARTMENT - EXPENDITURE DETAIL - ALL FUNDS	
2	NOTES	
3		
5	GENERAL FUND - FIRE	
6	SALARIES & WAGES	FY24 Budget includes a 2.5% merit pool for adjustments effective 1/1/2024. Long-term forecasts include and annual 2.5% merit pool.
7	OVERTIME WAGES	Total OT budget is 14% of Regular Pay - 6% of this is scheduled OT, 8% is estimated OT for coverage of vacation & sick time, extra coverage on summer holidays, etc.
8	PART-TIME WAGES	
9	FICA EXPENSE	FICA rate is 7.65%
10	RETIREMENT EXPENSE	PORS & SCRS employer contribution rates are 21.24% & 18.56% respectively.
11	GROUP HEALTH INSURANCE	Current PEBA rates & dependent elections + 3.7% increase on January 1, 2024
12	WORKMEN'S COMPENSATION	Based on current SCMIT rates (including an experience modifier) and forecasted salaries. Firefighter rates decreased for calendar year 2023.
13	UNEMPLOYMENT COMPENSATION	
14		
15		
16		
17	PRINT AND OFFICE SUPPLIES	
18	MEMBERSHIP AND DUES	
19	MEETINGS AND SEMINARS	Added \$2,400 for Fire Marshal's attendance at State Fire Marshal Conference and State Arson Conference,
20	VEHICLE, FUEL & OIL	FY24 budget based on recent 12 months usage and an estimated \$3.50 per gallon cost for both marine-grade unleaded and diesel fuel.
21	VEHICLE MAINTENANCE	Increased based on actual,
22	ELECTRIC AND GAS	
23	TELEPHONE/CABLE	Incls phone/internet (\$26k), cellular & data cards (\$8k) and Charleston County radio fee (\$27k)
24	WATER AND SEWER	
25	IT EQUP, SOFTWARE & SVCS	Incls Fire timekeeping (4k), Adobe DC (1k), Chas Co MDT maint contract (3k) and Image Trend records mgt software (5k), Motorola/Chas Co Accountability System (8k), 9 desktops for training and reports (20k), 2 laptops for personnel responsible for PPE and SCBA inventory (6k), 4 tablets for use with Vector Solutions inventory & maintenance software (6k), 6 MDTs (36k), Sonitrol alarm (2k), Vector Solutions training software (6k), Vector Solutions Check-it Inventory & Maint software (1.5k), add Vector Solutions scheduling software w/ integration to RMS system (8.6k), First Arriving dashboard software annual subscription (3.6k) and misc provision (1k)
26	NON-CAPITAL TOOLS & EQUIPMENT	Provision for small (<\$5k) equipment as needed. Increased based on actual. FY24 includes 10 office chairs for watch rooms in both stations (\$3.5k).
27	MAINT & SERVICE CONTRACTS	Incls elevator maint (\$4k), bay door maint (\$4k), janitorial service (\$5k), AED maintenance (\$2k) recurring expenses for pest control, hvac, county stormwater fees and fire protection system (\$7k) and misc provision as needed (\$15k). Added new firefighting foam that covers all classes of fire (\$1k) and Chas County RMS cost share (\$6k).
28	MACHINE/EQUIPMENT REPAIR	FY24 includes \$5k for radio battery replacements,
29	UNIFORMS	Increased to allow for a more professionnal standard among all employees. Provides for quick dry summer uniforms. ,
30	CLEANING/SANITARY SUPPLY	Increased based on actual,
31	MEDICAL AND LAB	Increased cost of employee physicals
32	INSURANCE	Forecast 2% annual increase each year
33	RENT AND LEASES	Fire Dept copier. Timeclock rental moved to IT account
34	EMPLOYEE TRAINING	Increased to allow for bringing in outside trainers
35	PROFESSIONAL SERVICES	Includes annual required testing for aerals and engine pumps. FY23 included a one-time \$15k for outsourced strategic planning. Added \$6k to outsource annual firehose testing.
36	MISC. & CONTINGENCY EXP	Added \$2,000 for fire prevention materials, kids helmets, etc.,
37	VOLUNTEER FIRE POINTS	
38		
39		
40		
41		
42		
43		
44	CAPITAL PROJECTS	
45	DEBT SERVICE - PRINCIPAL	
46	DEBT SERVICE - INTEREST	
47	VEHICLE MAINTENANCE	
48	NON-CAPITAL TOOLS & EQUIPMENT	-
49	MAINT & SERVICE CONTRACTS	Includes provision for facility maintenance at PSB and Station #2. Equals 1% of insured building values for (FY23-26) and 2% for FY27+.
50	RENT AND LEASES	FY20 included rental of construction/office trailer for use during PSB Fire Dept renovation
51	PROFESSIONAL SERVICES	

	A	B	I	J	K	L	M	N	O	P	Q	R	S	T	U	V	W
1	DRAFT 1	CITY OF ISLE OF PALMS - FIRE DEPARTMENT - EXPENDITURE DETAIL - ALL FUNDS															
2	GL Number	Description	ACTUAL FY19	ACTUAL FY20	ACTUAL FY21	ACTUAL FY22	BUDGET FY23	YTD As Of 12/31/2022 (6 MOS)	Jan-Dec 2022 (12 MOS)	FORECAST FY23	INCREASE/ (DECR) FROM FY23 BUDGET	BUDGET FY24	INCREASE/ (DECREASE) FROM FY23 BUDGET	FORECAST FY25	FORECAST FY26	FORECAST FY27	FORECAST FY28
52	20-4540.5084	CONSTRUCTION IN PROGRESS	23,817	-	-	-	-	-	-	-	-	-	-	-	-	-	-
53	20-4540.5085	CAPITAL OUTLAY	-	1,459,125	1,461,580	1,479,680	241,500	54,941	874,470	-	(241,500)	296,000	54,500	576,000	592,500	42,500	220,500
54		TOTAL	100,158	1,468,398	1,547,326	1,507,856	372,183	90,005	920,957	-	(372,183)	420,620	48,437	713,120	729,620	304,239	482,239
55		% Increase/(Decrease) from Prior Year	42%	1366%	5%	-3%	-75%					13%	13%	70%	2%	-58%	59%
56																	
57		MUNICIPAL ACCOMMODATIONS TAX															
58	30-4520.5009	DEBT SERVICE - PRINCIPAL	-	-	-	93,957	81,449	81,449	81,449	-	(81,449)	82,752	1,303	84,076	85,421	86,788	88,177
59	30-4520.5011	DEBT SERVICE - INTEREST	-	-	-	-	12,508	12,508	12,508	-	(12,508)	11,205	(1,303)	9,881	8,536	7,169	5,780
60	30-4520.5025	NON-CAPITAL TOOLS & EQUIPMENT	14,334	-	-	24,930	-	33	24,963	-	-	-	-	-	-	-	-
61	30-4520.5026	MAINT & SERVICE CONTRACTS	20,974	-	-	-	-	-	-	-	-	-	-	-	-	-	-
62	30-4520.5084	CONSTRUCTION IN PROGRESS	11,908	-	-	-	-	-	-	-	-	-	-	-	-	-	-
63	30-4520.5085	CAPITAL OUTLAY	-	300,995	169,544	149,178	154,000	-	52,464	-	(154,000)	56,000	(98,000)	230,400	237,000	17,000	88,200
64		TOTAL	47,216	300,995	169,544	268,065	247,957	93,990	171,384	-	(247,957)	149,957	(98,000)	324,357	330,957	110,957	182,157
65		% Increase/(Decrease) from Prior Year	326883%	537%	-44%	58%	-8%					-40%	-40%	116%	2%	-66%	64%
66																	
67		HOSPITALITY TAX															
68	35-4520.5025	NON-CAPITAL TOOLS & EQUIPMENT	31,726	10,999	12,315	26,958	61,000	9,885	18,870	-	(61,000)	44,000	(17,000)	44,000	44,000	44,000	44,000
69	35-4520.5085	CAPITAL OUTLAY	-	-	159,455	27,550	136,500	-	25	-	(136,500)	56,000	(80,500)	115,200	118,500	8,500	44,100
70		TOTAL	31,726	10,999	171,771	54,508	197,500	9,885	18,896	-	(197,500)	100,000	(97,500)	159,200	162,500	52,500	88,100
71		% Increase/(Decrease) from Prior Year	-53%	-65%	1462%	-68%	262%					-49%	-49%	59%	2%	-68%	68%
72																	
73		FIRE DEPARTMENT 1% FUND															
74	40-4520.5013	BANK SERVICE CHARGES	68	68	48	48	70	39	63	-	(70)	70	-	70	70	70	70
75	40-4520.5014	MEMBERSHIP AND DUES	5,693	5,817	-	-	6,000	-	-	-	(6,000)	6,500	500	6,000	6,000	6,000	6,000
76	40-4520.5021	TELEPHONE/CABLE	3,342	4,172	4,691	5,623	6,100	2,748	4,832	-	(6,100)	6,100	-	6,100	6,100	6,100	6,100
77	40-4520.5025	NON-CAPITAL TOOLS & EQUIPMENT	-	-	-	-	-	-	-	-	-	-	-	-	-	-	-
78	40-4520.5041	UNIFORMS	443	-	-	-	-	-	-	-	-	-	-	-	-	-	-
79	40-4520.5062	INSURANCE	175,592	252,565	150,605	163,749	145,855	179,792	192,160	-	(145,855)	193,730	47,875	145,855	145,855	145,855	145,855
80	40-4520.5079	MISC. & CONTINGENCY EXP	801	1,384	560	275	2,000	2,982	3,058	-	(2,000)	2,000	-	2,000	2,000	2,000	2,000
81		TOTAL	185,939	264,006	155,904	169,695	160,025	185,560	200,114	-	(160,025)	208,400	48,375	160,025	160,025	160,025	160,025
82		% Increase/(Decrease) from Prior Year	14%	42%	-41%	9%	-6%					30%	30%	-23%	0%	0%	0%
83																	
84		STATE ACCOMMODATIONS TAX															
85	50-4520.5009	DEBT SERVICE - PRINCIPAL	-	91,915	78,073	82,956	80,957	-	82,956	-	(80,957)	82,439	1,482	83,947	85,483	87,048	88,641
86	50-4520.5011	DEBT SERVICE - INTEREST	-	-	13,841	8,959	10,958	-	8,959	-	(10,958)	9,476	(1,482)	7,967	6,431	4,867	3,274
87	50-4520.5025	NON-CAPITAL TOOLS & EQUIPMENT	-	-	-	-	-	-	-	-	-	-	-	-	-	-	-
88	50-4520.5026	MAINT & SERVICE CONTRACTS	31,464	-	-	-	-	-	-	-	-	-	-	-	-	-	-
89	50-4520.5084	CONSTRUCTION IN PROGRESS	11,908	-	-	-	-	-	-	-	-	-	-	-	-	-	-
90	50-4520.5085	CAPITAL OUTLAY	24,219	277,456	319,544	115,596	166,000	18,823	37,680	-	(166,000)	20,000	(146,000)	230,400	237,000	17,000	88,200
91		TOTAL	67,591	369,371	411,458	207,511	257,915	18,823	129,594	-	(257,915)	111,915	(146,001)	322,314	328,914	108,915	180,115
92		% Increase/(Decrease) from Prior Year	-10%	446%	11%	-50%	24%					-57%	-57%	188%	2%	-67%	65%
93																	
94		GRAND TOTAL FIRE	3,740,281	5,826,683	5,824,033	5,915,157	5,220,228	2,611,409	5,588,332	-	(5,220,228)	5,228,660	8,432	5,884,251	6,012,395	5,134,575	5,587,238
95		% Increase/(Decrease) from Prior Year	4%	56%	0%	2%	-12%					0%	0%	13%	2%	-15%	9%
96																	

	X	Y
1	CITY OF ISLE OF PALMS - FIRE DEPARTMENT - EXPENDITURE DETAIL - ALL FUNDS	
2	NOTES	
3		
52	CONSTRUCTION IN PROGRESS	
53	CAPITAL OUTLAY	FY24 incls replace Port-Count machine for SCBA mask fit testing (\$10k), replace RAD-57 carbon monoxide monitor only w/ failure (\$6k), exhaust system for both stations (\$200k), physical agility testing equipment (75% offset by grant revenues) (\$50k) and HVAC replacement (only with failure) (\$30k). Forecast periods = 50% of annual Fire Dept expenses per the 10-year cap plan.
54		
55		
56		
57	MUNICIPAL ACCOMMODATIONS TAX	
58	DEBT SERVICE - PRINCIPAL	Debt service for new Fire engine,
59	DEBT SERVICE - INTEREST	Debt service for new Fire engine,
60	NON-CAPITAL TOOLS & EQUIPMENT	-
61	MAINT & SERVICE CONTRACTS	
62	CONSTRUCTION IN PROGRESS	
63	CAPITAL OUTLAY	FY24 incls replacement of 2014 Ford F150 (\$56k). Forecast periods = 20% of the annual Fire Dept capital needs per the 10-yr plan.
64		
65		
66		
67	HOSPITALITY TAX	
68	NON-CAPITAL TOOLS & EQUIPMENT	Increase annual provision for bunker gear from \$25,000 to \$35,000- this covers all personal protective equipment and accounts for new policy of 2 sets of gear for each employee. Provison for hose & appliances increased from \$7,500 to \$9,000 to cover requirements for automatic aid.
69	CAPITAL OUTLAY	FY24 includes replacement of 1 Ford F150 (\$56k). Forecast periods = 10% of Fire Dept 10-yr cap plan.
70		
71		
72		
73	FIRE DEPARTMENT 1% FUND	
74	BANK SERVICE CHARGES	FD1% Fund
75	MEMBERSHIP AND DUES	FD1% Fund
76	TELEPHONE/CABLE	FD1% Fund
77	NON-CAPITAL TOOLS & EQUIPMENT	FD1% Fund
78	UNIFORMS	FD1% Fund
79	INSURANCE	FD1% Fund
80	MISCELLANEOUS	FD1% Fund
81		
82		
83		
84	STATE ACCOMMODATIONS TAX	
85	DEBT SERVICE - PRINCIPAL	Debt service for new 75' ladder truck
86	DEBT SERVICE - INTEREST	Debt service for new 75' ladder truck
87	NON-CAPITAL TOOLS & EQUIPMENT	
88	MAINT & SERVICE CONTRACTS	
89	CONSTRUCTION IN PROGRESS	
90	CAPITAL OUTLAY	FY24 incls purchase of mobile radios for 2 new pickup trucks. These will only be needed if the old radios are cannot be transferred. Forecast periods = 20% of the annual Fire Dept capital needs per the 10-yr plan.
91		
92		
93		
94		
95		
96		