



ISLE OF PALMS POLICE DEPARTMENT

MONTHLY REPORT

JANUARY 2021



SIGNIFICANT DEPARTMENTAL ACTIONS

* During the month of January, the Isle of Palms Police Department enforced the City of Isle of Palms Emergency Ordinances and South Carolina Executive Orders in response to COVID-19.

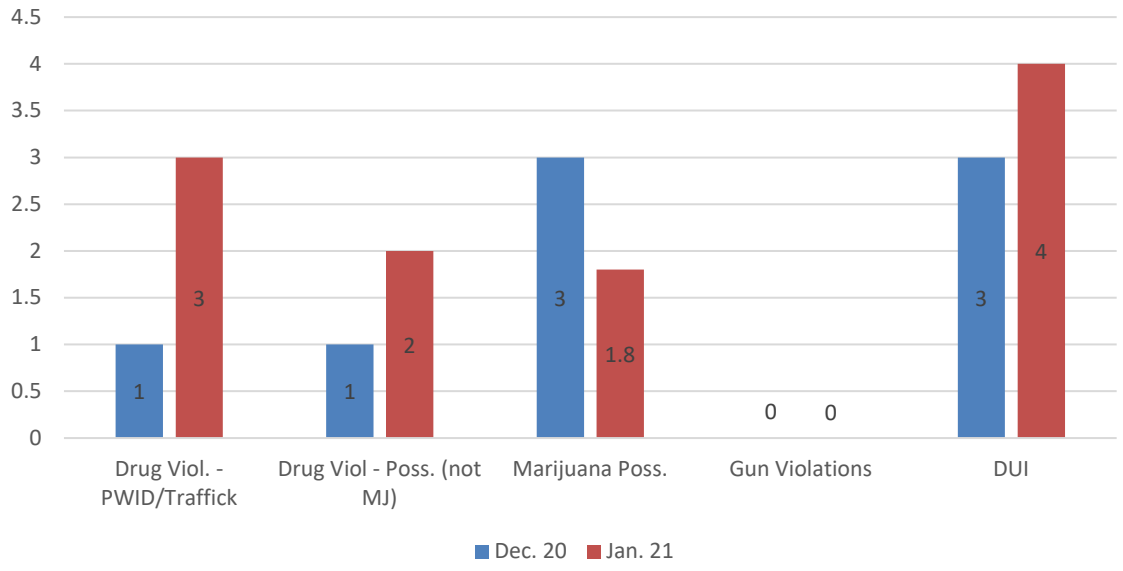
* Incidents of interest in January included 1 discharging into a dwelling, 3 Drug Distribution Charges, 4 DUI Charges, and 1 Narcotics Search Warrant resulting in a methamphetamine charge.

ACTIVITY SUMMARY	JAN	YTD	JAN	YTD
	2021	2021	2020	2020
Calls for Service	845	845	1221	1221
Traffic Stops	375	375	319	319
Traffic Collisions	6	6	0	0
Arrests	30	30	26	26
State Law Violations	75	75	94	94
City Ordinance Violations	6	6	11	11
Warning Citations	146	146	272	272
Parking Citations	83	83	63	63
Isle of Palms Warrants Served	3	3	0	0
Fugitives Apprehended	1	1	1	1
General Sessions/Charleston County Solicitor Office Cases	4	4	2	2
Criminal Investigations-Cases Opened	9	9	11	11
Criminal Investigations-Cases Closed	0	0	7	7
Training Hours	105	105	88	88
Livability Cases	2	2	6	6
Coyote Sightings	4	4	2	2
INCIDENT REPORTS	JAN	YTD	JAN	YTD
	2021	2021	2020	2020
Assaults	1	1	5	5
Rape/Sexual Assault	0	0	0	0
Criminal Domestic Violence	0	0	0	0
Burglary/Breaking & Entering	0	0	1	1
Motor Vehicle Thefts	0	0	1	1
Theft from Motor Vehicle	1	1	-	-
All Other Larceny Crimes	4	4	-	-
Fraud	0	0	2	2
Destructive/Damage/Vandalism	0	0	1	1
Drug Incidents	13	13	5	5
Indecent Exposure	0	0	0	0
Pornography/Obscene Material	0	0	0	0
Disorderly Conduct	1	1	1	1
Alcohol Incidents	7	7	3	3
Assist Other Agencies	0	0	0	0
Noise Violations	0	0	2	2
Traffic	17	17	15	15
Weapon Law Violations	0	0	0	0
Suicide Actual or Attempted	0	0	0	0
All Other Incident Types	11	11	18	18
TOTAL	55	55	66	66

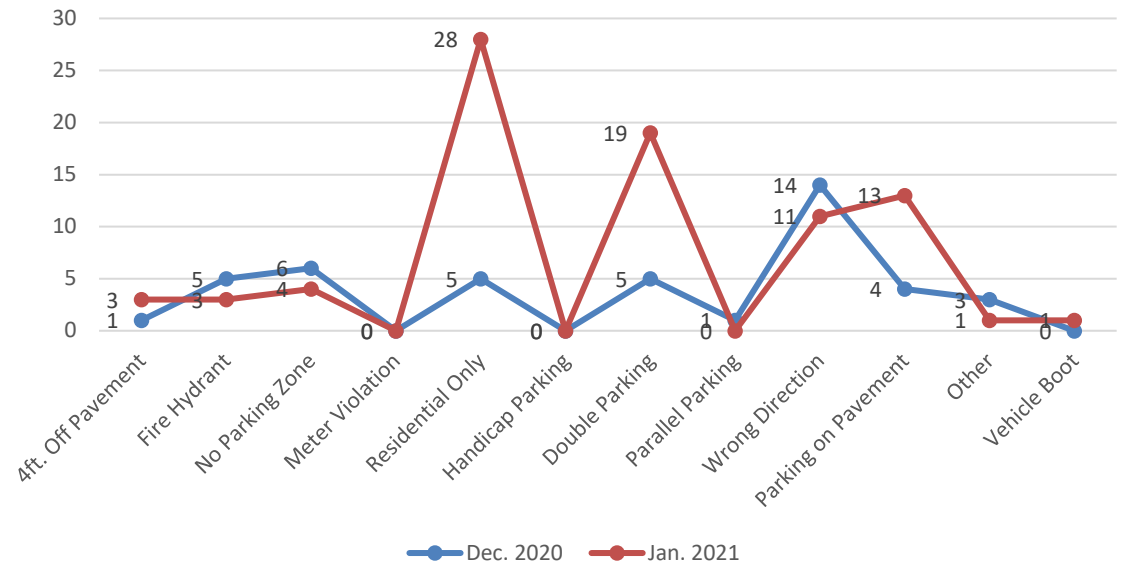
CHARGES	JAN	YTD	JAN	YTD
	2021	2020	2020	2020
Assault	0	0	2	2
Domestic Violence	0	0	0	0
Public Disorderly / Disorderly Conduct	1	1	1	1
Burglary	0	0	0	0
Motor Vehicle Theft	0	0	0	0
Possession of Stolen Vehicle	0	0	0	0
Grand Larceny	0	0	0	0
All Other Larceny	0	0	0	0
Fraud	0	0	0	0
Gun Violations	0	0	0	0
Drug Violations/Sale/Manufacture/Distribution/Etc.	3	3	1	1
Possession of Controlled Substance	2	2	1	1
Other Drug Possession Methamphetamine/Cocaine/Cocaine Base/Ecstasy/MDMA/Etc.	0	0	0	0
Simple Possession of Marijuana/Possession 1 oz. or less	7	7	3	3
Drug Equipment Violations	2	2	1	1
Vandalism/Damage to Property	0	0	0	0
Driving Under Suspension	6	6	12	12
Driving Under Influence	4	4	2	2
Other Alcohol Violations	7	7	5	5
Speeding	9	9	8	8
Other Traffic Related	33	33	63	63
Golf Cart Violation	0	0	0	0
Moped Violation	0	0	0	0
Resisting/Hindering/Assaulting Public Official or Police Officer	0	0	1	1
False Information to Police	0	0	0	0
Animal Violation	0	0	0	0
Noise Violation	0	0	1	1
Littering	0	0	0	0
Indecent Exposure	0	0	0	0
Business License Violation	3	3	-	-
All Other Charges	15	15	2	2
TOTAL	92	92	105	105

*Due to a switch to a new RMS some stats may be changed as information is migrated over. This will improve as we adjust and convert.

Drug, Gun and DUI Charge Trend




Parking Citations by Violation



Animal Control Calls for Service

■ Jan. 2021 ■ Dec. 2020 ■ 2020



Animal Control Trends

