



ISLE OF PALMS POLICE DEPARTMENT

MONTHLY REPORT

FEBRUARY 2025



SIGNIFICANT DEPARTMENTAL ACTIONS

Incidents of interest in February include 34 arrests, 230 traffic stops, 4 drug related charges, 84 traffic citations, and 2 arrests for driving under the influence.

The Isle of Palms Police Department has one officer participating in the FBI Joint Terrorism Task Force.

ACTIVITY SUMMARY	FEB	YTD	FEB	YTD
	2025	2025	2024	2024
Calls for Service	609	1133	717	1558
Incident Reports	91	153	82	178
Traffic Collisions	8	8	4	8
Traffic Stops	230	479	381	813
Bicycle Stops	0	0	0	1
Golf Cart Stops	0	0	1	1
Marine Calls for Service	0	0	0	0
Arrests	34	55	50	94
State Law Violations	98	164	145	293
City Ordinance Violations	2	4	6	24
Warning Citations	177	379	274	560
Parking Citations-PCI Municipal Services	86	161	18	69
Isle of Palms Warrants Served	9	11	8	14
Criminal Investigations-Cases Opened	14	24	6	13
Criminal Investigations-Cases Closed	12	20	1	4
Training Hours	122	247	167	236
Coyote Sightings	6	11	3	5
Beach Wheel Chairs Issued	1	2	0	0
REPORTS BY OFFENSE TYPES	FEBRUARY	YTD		
	2025	2025		
DUI	2	7		
Other Alcohol Offense	5	7		
Arson/Suspicious Fire	0	0		
Rape/Sexual Assault	0	0		
Assault	0	3		
Indecent Exposure	0	0		
Harassment	0	0		
Drug Incident	7	13		
Homicide/Manslaughter	0	0		
Traffic	21	35		
DUS	12	21		
Robbery	0	0		
Burglary	0	0		
Theft from Motor Vehicle	2	3		
Motor Vehicle Theft	0	0		
Larceny	6	6		
Fraud	4	6		
Suicide (Actual or Attempted)	0	0		
Vandalism	1	3		
Weapon Law Violations	0	1		
Assist Other Agency	2	3		
Noise Violation	12	17		
All Other Offenses	17	35		
TOTAL	91	160		

BEACH RELATED CHARGES	FEB	YTD	FEB	YTD
	2025	2025	2024	2024
Alcohol on Beach	0	0	0	0
Smoking on Beach	0	0	0	0
Litter on Beach	0	0	0	0
Glass on Beach	0	0	0	0
Plastics on Beach	0	0	0	0
Vehicles on Beach	0	0	0	0
Nudity on Beach	0	0	0	0
Beached Boat on Beach	0	0	0	0
Destruction of Sea Oats	0	0	0	0
Dog Off Leash	0	1	0	0
TOTAL	0	1	0	0
CHARGES	FEB	YTD	FEB	YTD
	2025	2025	2024	2024
Attempted Murder	0	0	0	0
Robbery	0	0	0	0
Assault	0	0	0	0
Domestic Violence	0	3	2	2
Public Disorderly	2	2	1	1
Burglary	0	0	0	0
Possession of Stolen Vehicle	0	0	0	0
Grand Larceny	1	1	0	0
All Other Larceny	0	0	0	0
Fraud	1	1	1	2
Gun Violation	0	1	1	3
Drug Violations/Sale/Manufacture/Distribution/Etc.	0	0	0	3
Possession of Controlled Substance	0	0	0	0
Other Drug Possession Methamphetamine/Cocaine/Cocaine Base/Ecstasy/MDMA/Etc.	1	1	1	1
Simple Possession of Marijuana/Possession 1 oz. or less	2	4	11	16
Drug Equipment Violation	1	2	8	9
Vandalism/Damage to Property	0	0	0	0
Driving Under Suspension	14	24	11	27
Driving Under Influence	2	7	12	17
Other Alcohol Violation	6	7	7	12
Speeding	15	29	13	28
Other Traffic Related	55	84	81	182
Golf Cart Violation	0	0	1	1
Marine Violation	0	0	0	0
Resisting/Hindering/Assaulting Public Official or Police Officer	0	0	0	0
False Information to Police/Fire/Rescue	0	0	0	0
Failure to Stop for Police/Evade/Elude	1	1	2	2
Animal Violation (Other than Dog at Large)	0	1	4	5
Noise Violation	1	1	0	0
Littering	0	0	1	1
Indecent Exposure	0	0	0	0
Business License	1	1	1	16
All Other Charges	6	8	1	3
TOTAL	109	178	159	331



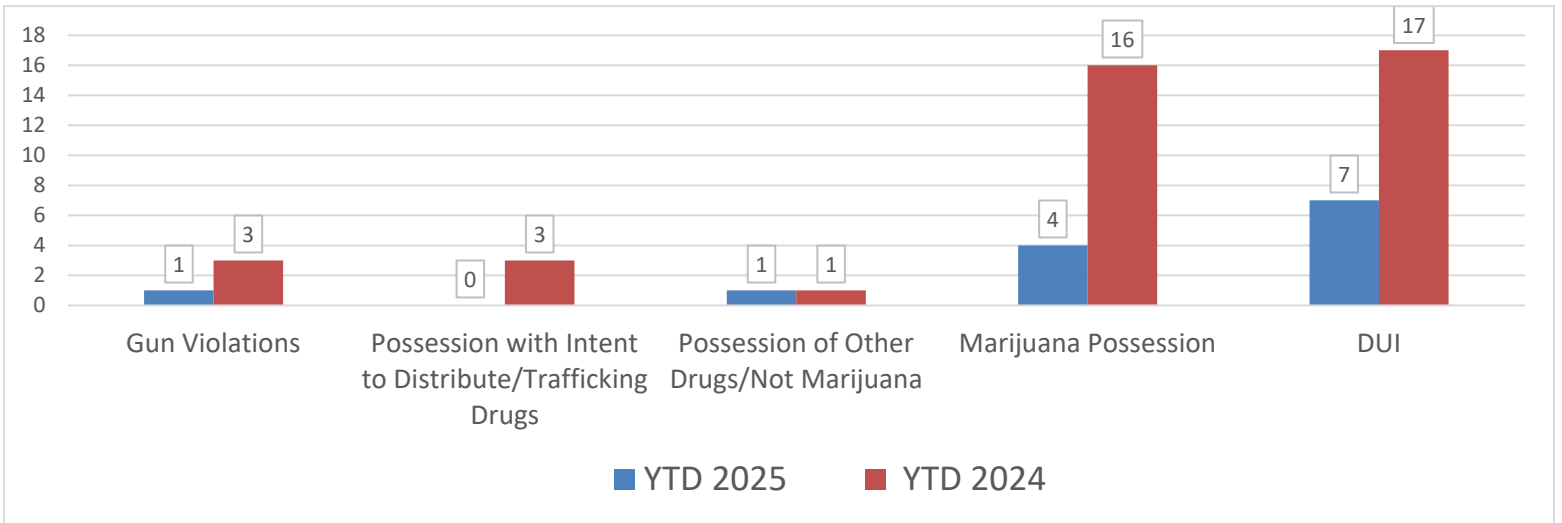
ISLE OF PALMS POLICE DEPARTMENT

MONTHLY REPORT

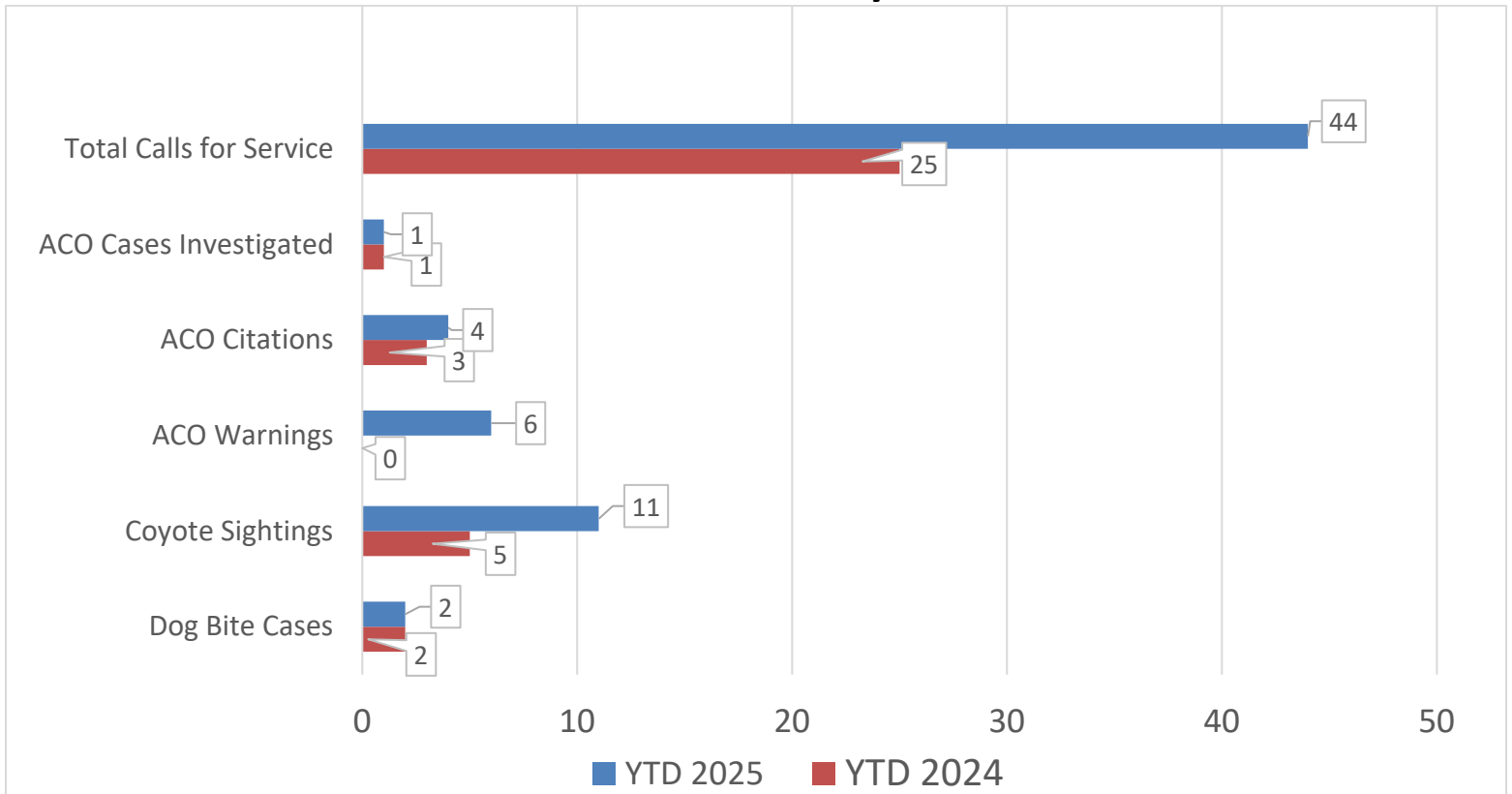
FEBRUARY 2025



Drug, Gun, and DUI Charge Trend – Year to Date



Animal Control Activity - Year to Date





ISLE OF PALMS POLICE DEPARTMENT

MONTHLY REPORT

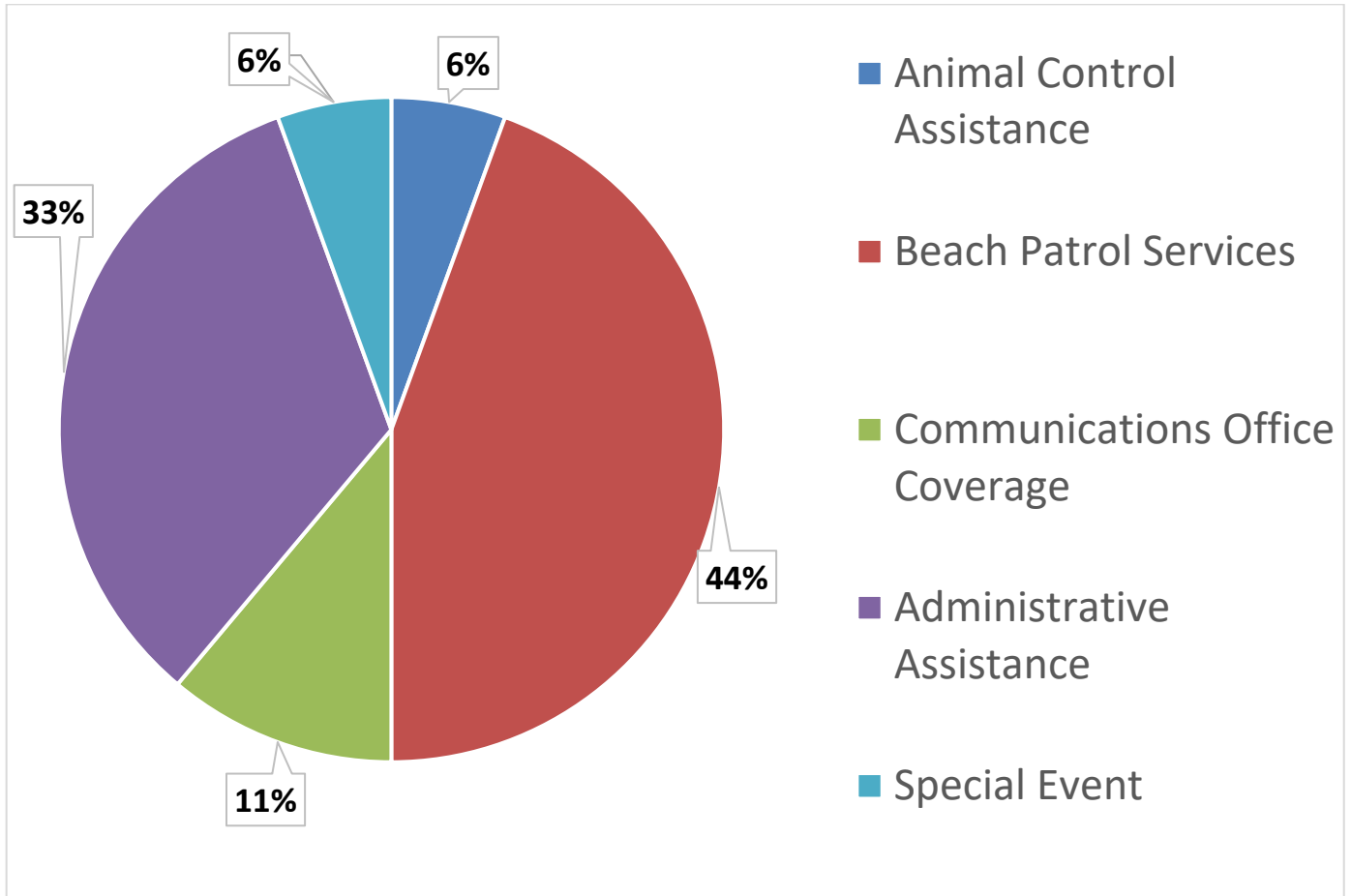
FEBRUARY 2025



Beach Service Officer Activity – FEBRUARY 2025


Charges	Written Warnings Issued	Citations Issued	Total
Alcohol on the Beach	0	0	0
Smoking on Beach	0	0	0
Litter on Beach	0	0	0
Glass on Beach	0	0	0
Plastics on Beach	0	0	0
Destruction of Sea Oats	0	0	0
Dog Off Leash	0	0	0
Other	0	0	0
Total	0	0	

Beach Service Officer Activity – FEBRUARY 2025





ISLE OF PALMS POLICE DEPARTMENT MONTHLY REPORT FEBRUARY 2025

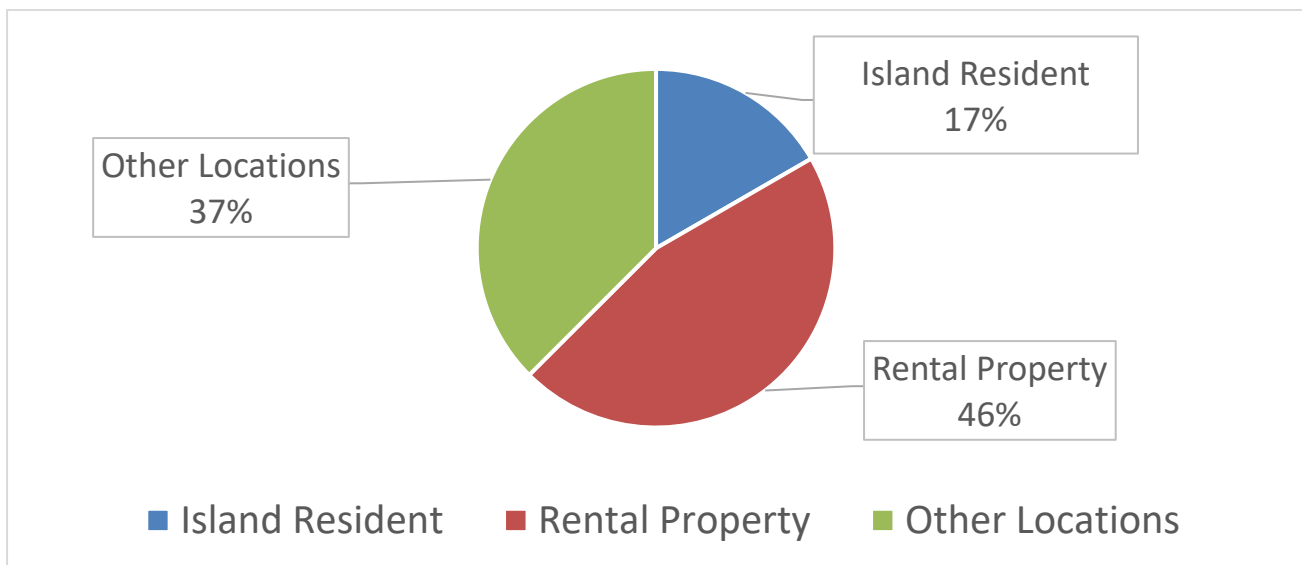


Livability Statistics – FEBRUARY 2025

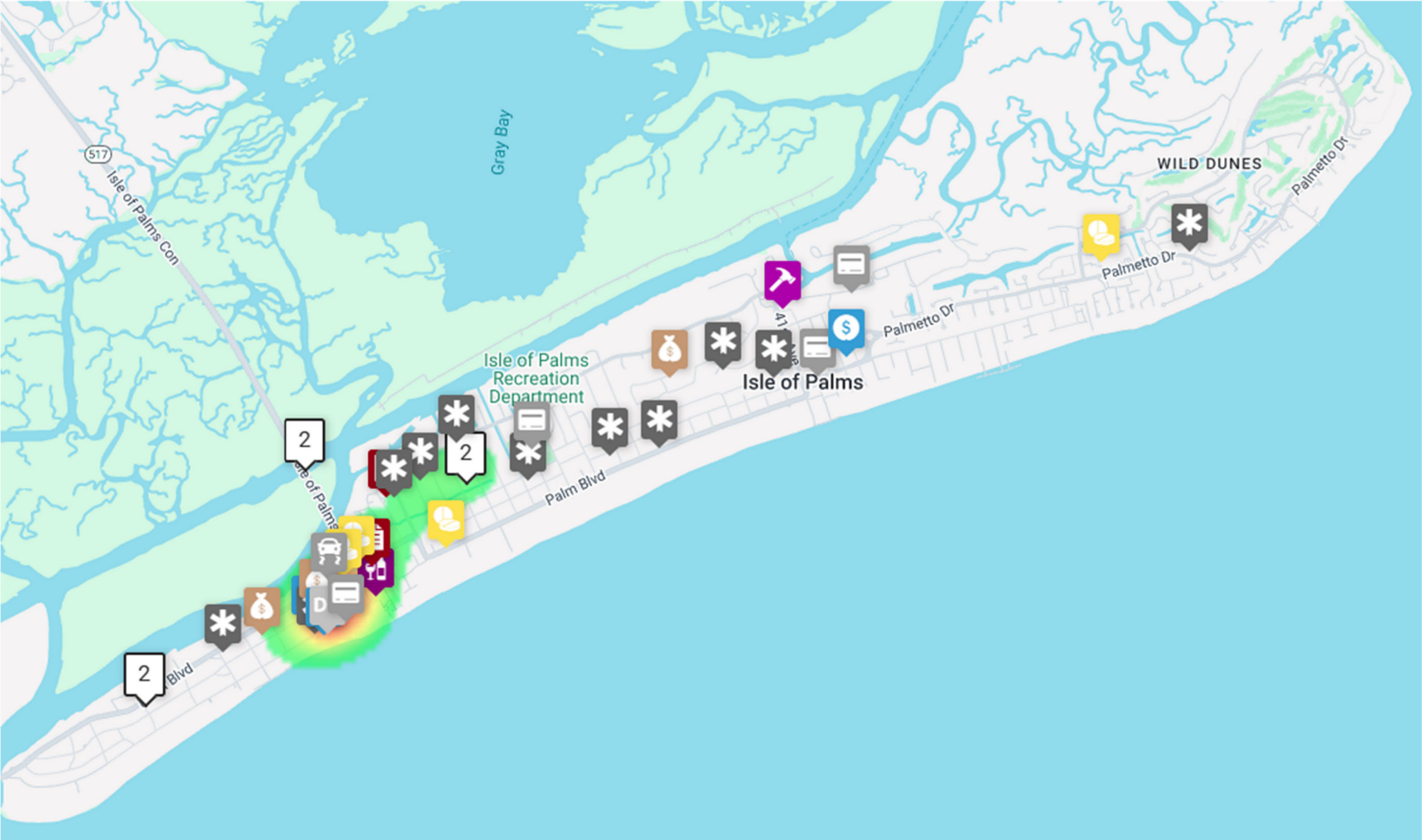
LIVABILITY COMPLAINTS	ISLAND RESIDENT	RENTAL PROPERTY	OTHER LOCATIONS	TOTAL COMPLAINTS
NOISE	4	8	0	12
FIREWORKS	0	0	1	1
UNKEMPT LOTS	0	0	0	0
RIGHT-OF-WAY OBSTRUCTION	0	1	7	8
BUSINESS LICENSE	0	1	1	2
OTHER RENTAL PROPERTY VIOLATIONS NOT LISTED	0	0	0	0
SHORT TERM RENTAL OCCUPANCY VIOLATIONS	0	0	0	0
SHORT TERM RENTAL VEHICLE LIMIT VIOLATIONS	0	0	0	0
ROLL CART VIOLATIONS	0	1	0	1
TOTAL	4	11	9	24
% BY CATEGORY	17%	46%	38%	

CITATIONS	WARNINGS	UNFOUNDED	COMPLAINT DISPOSITION
1	9	2	12
0	0	1	1
0	0	0	0
0	8	0	8
1	0	1	2
0	0	0	0
0	0	0	0
0	0	0	0
0	1	0	1
2	18	4	24
8%	75%	17%	

Livability Complaint by Property Type – FEBRUARY 2025




INCIDENT REPORT DENSITY/HEAT MAP FEBRUARY 2025

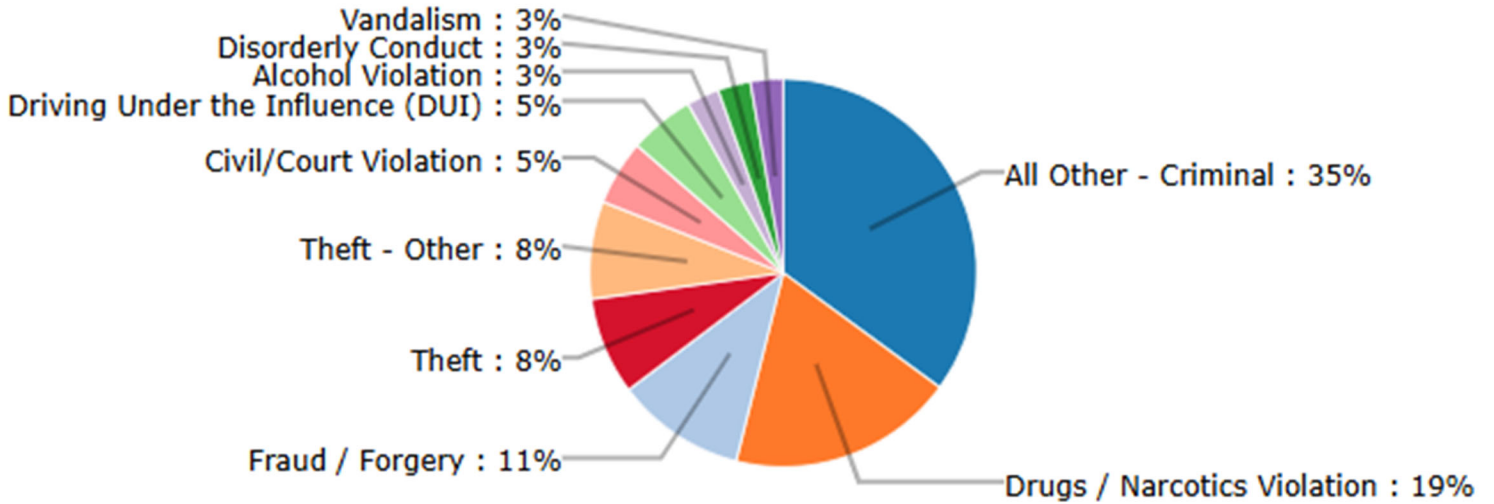




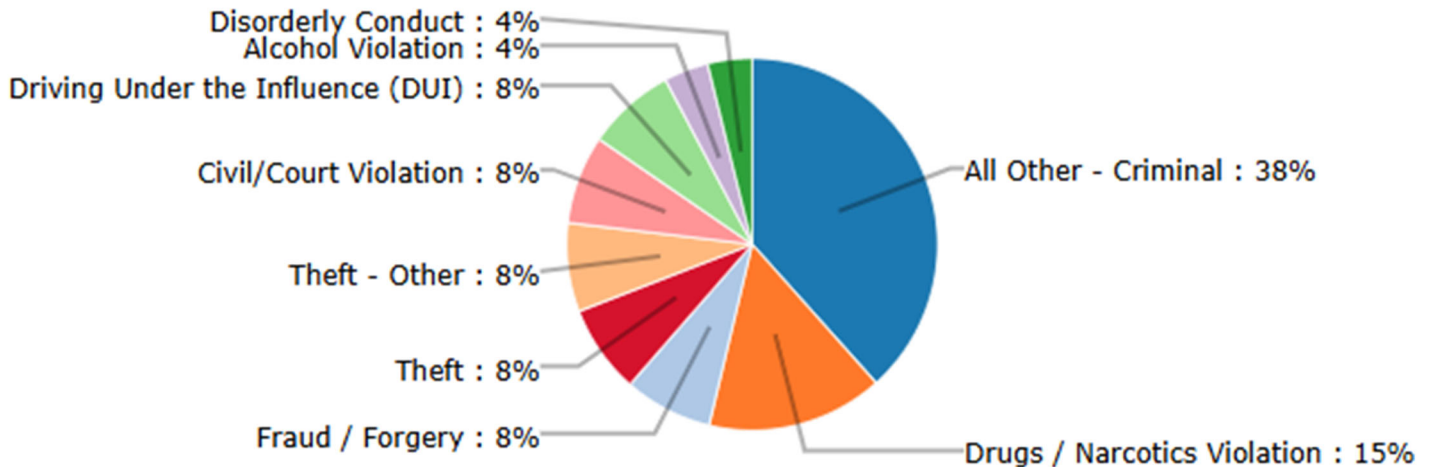
ISLE OF PALMS POLICE DEPARTMENT MONTHLY REPORT FEBRUARY 2025



Reported Incident Crime Class Types – FEBRUARY 2025



Reported Incident Crime Class Types (Red Area) – FEBRUARY 2025




“All Other” includes incidents related to animals, noise, livability, and other violations.



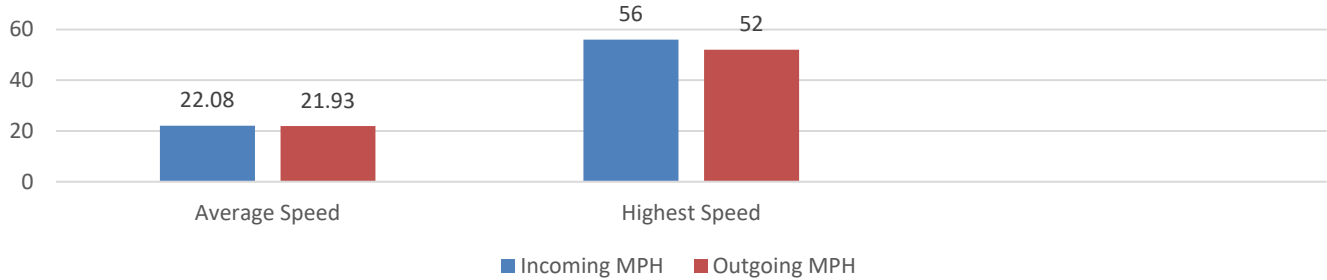
ISLE OF PALMS POLICE DEPARTMENT

MONTHLY REPORT

FEBRUARY 2025



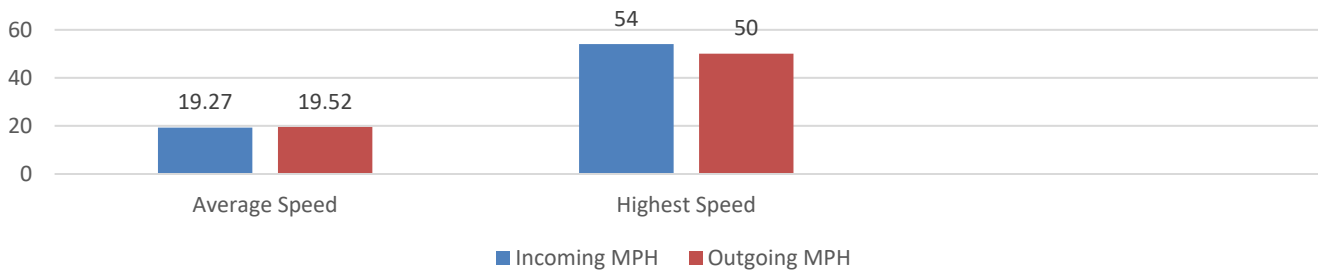
41st Ave Radar Stats (Wildwood side) FEBRUARY 2025



Total Incoming Vehicles: 14073
Total Outgoing Vehicles: 14320

Busiest Day of the Month: February 22, 2025
Total Vehicles Incoming: 874
Total Vehicles Outgoing: 834

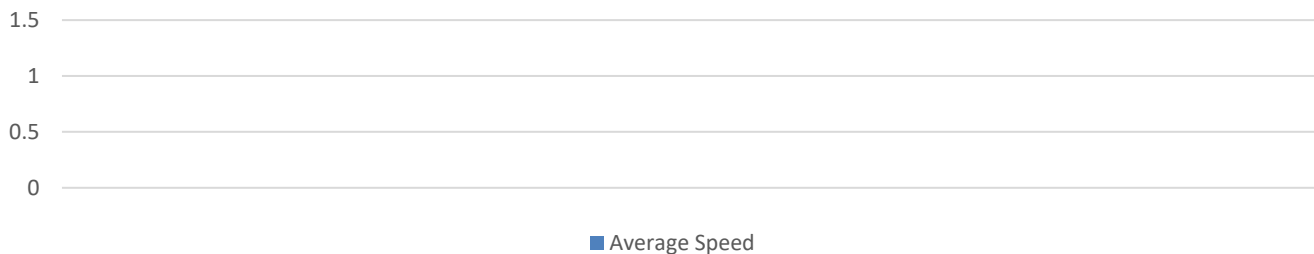
41st Ave Radar Stats (Marginal side) FEBRUARY 2025



Total Incoming Vehicles: 13310
Total Outgoing Vehicles: 11791

Busiest Day of the Month: February 22, 2025
Total Vehicles Incoming: 608
Total Vehicles Outgoing: 545

Mobile Radar Trailer FEBRUARY 2025



*No Mobile Radar Trailer Data this period.



PCI MUNICIPAL SERVICES FEBRUARY 2025

Description	Valid Count	Cancel Count	Paid Count	Total Citations	Total Warning Citations
PARKED WITHIN 30FT OF STOP SIGN	1	0	0	1	0
RESIDENTIAL PERMIT REQUIRED	4	0	1	5	0
NO PARKING ZONE	0	1	0	1	0
PARKED ON SIDEWALK	0	0	0	0	0
PARALLEL PARKING ONLY	0	1	0	1	0
PARKED ON PAVEMENT	2	2	2	6	3
PARKED WITHIN 4FT OF PAVEMENT	12	2	18	32	1
PARKED AGAINST THE FLOW OF TRAFFIC	17	2	19	38	7
IMPROPER PARKING	0	0	1	1	0
BLOCKING/ OBSTRUCTING TRAFFIC	1	0	0	1	0
Total	37	8	41	86	11

