



ISLE OF PALMS POLICE DEPARTMENT

MONTHLY REPORT

APRIL 2023



SIGNIFICANT DEPARTMENTAL ACTIONS

Incidents of interest in April include 69 arrests, 409 traffic stops, 3 weapon charges, 21 drug related charges, 89 traffic citations, and 5 arrests for driving under the influence.

The IOPPD hosted two community meetings during the month of April.

<u>ACTIVITY SUMMARY</u>	APR 2023	YTD 2023	APR 2022	YTD 2022
Calls for Service	1297	3707	1022	2901
Incident Reports	121	320	73	227
Traffic Collisions	12	26	9	26
Traffic Stops	409	1411	347	1022
Bicycle Stops	0	0	1	5
Golf Cart Stops	9	15	4	4
Marine Calls for Service	2	5	2	13
Arrests	69	191	46	137
State Law Violations	152	522	155	389
City Ordinance Violations	45	78	0	4
Warning Citations	316	1036	247	801
Parking Citations	328	585	601	776
Isle of Palms Warrants Served	7	33	1	12
Criminal Investigations-Cases Opened	10	33	15	34
Criminal Investigations-Cases Closed	0	6	3	9
Training Hours	52	1052	90	334
Coyote Sightings	8	24	4	9
Beach Wheel Chairs Issued	5	7	10	12
<u>REPORTS BY OFFENSE TYPES</u>	<u>APRIL</u>		<u>YTD</u>	
	2023	2023	2023	2023
DUI	5		34	
Other Alcohol Offense	15		36	
Arson/Suspicious Fire	0		0	
Rape/Sexual Assault	0		2	
Assault	4		17	
Indecent Exposure	0		0	
Harassment	0		0	
Drug Incident	39		104	
Homicide/Manslaughter	0		0	
Traffic	32		96	
DUS	16		47	
Robbery	0		1	
Burglary	1		2	
Theft from Motor Vehicle	0		1	
Motor Vehicle Theft	1		1	
Larceny	8		13	
Fraud	3		8	
Suicide (Actual or Attempted)	0		2	
Vandalism	0		5	
Weapon Law Violations	6		11	
All Other Offenses	30		88	
TOTAL	160		468	

<u>CHARGES</u>	APR 2023	YTD 2023	APR 2022	YTD 2022
Murder	0	0	0	0
Assault	0	7	1	2
Domestic Violence	1	2	1	2
Public Disorderly	2	6	5	10
Burglary	1	2	0	0
Possession of Stolen Vehicle	0	0	0	0
Grand Larceny	0	0	0	0
All Other Larceny	0	2	0	0
Fraud	0	1	0	0
Gun Violation	3	8	0	2
Drug Violations/Sale/Manufacture/ Distribution/Etc.	0	8	0	1
Possession of Controlled Substance	2	3	0	2
Other Drug Possession Methamphetamine/ Cocaine/Cocaine Base/Ecstasy/MDMA/Etc.	1	3	1	2
Simple Possession of Marijuana/Possession 1 oz. or less	13	36	10	25
Drug Equipment Violation	5	15	2	11
Vandalism/Damage to Property	0	1	0	0
Driving Under Suspension	16	47	7	33
Driving Under Influence	5	34	10	29
Other Alcohol Violation	29	52	7	20
Speeding	20	81	37	86
Other Traffic Related	67	246	72	168
Golf Cart Violation	2	3	0	0
Moped Violation	0	0	0	0
Marine Violation	0	0	0	0
Resisting/Hindering/Assaulting Public Official or Police Officer	1	4	1	2
False Information to Police	0	1	0	1
Failure to Stop for Police/Evade/Elude	1	1	0	0
Animal Violation	19	21	0	1
Noise Violation	1	1	0	1
Littering	0	2	0	0
Indecent Exposure	0	0	0	0
Business License	7	21	0	1
All Other Charges	8	25	2	6
TOTAL	204	633	156	405



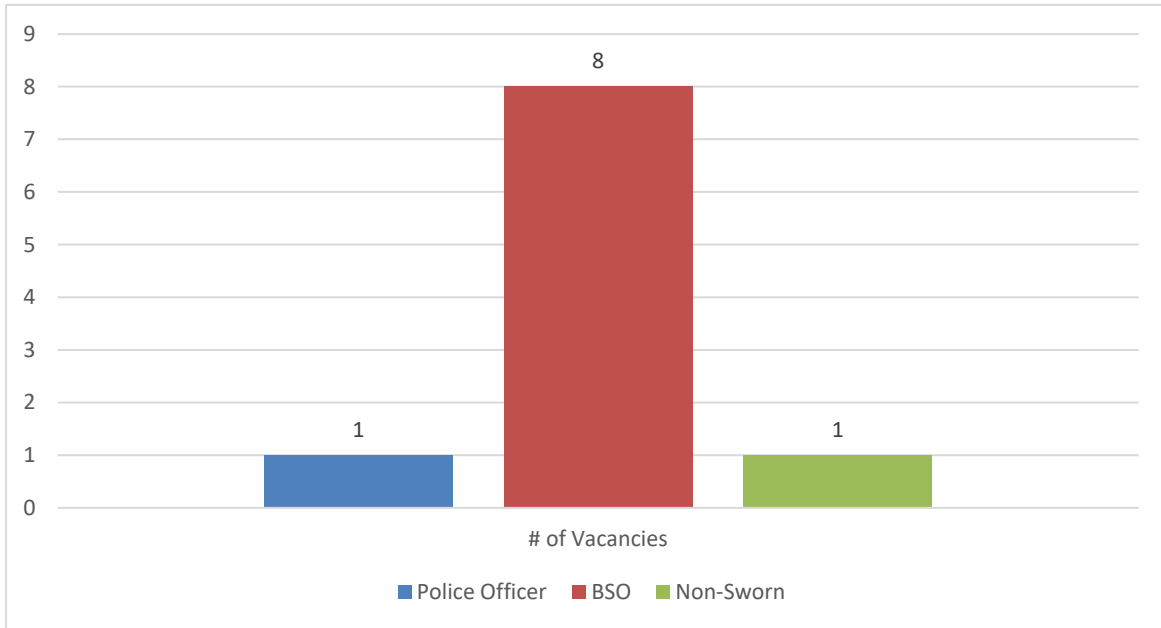
ISLE OF PALMS POLICE DEPARTMENT

MONTHLY REPORT

APRIL 2023

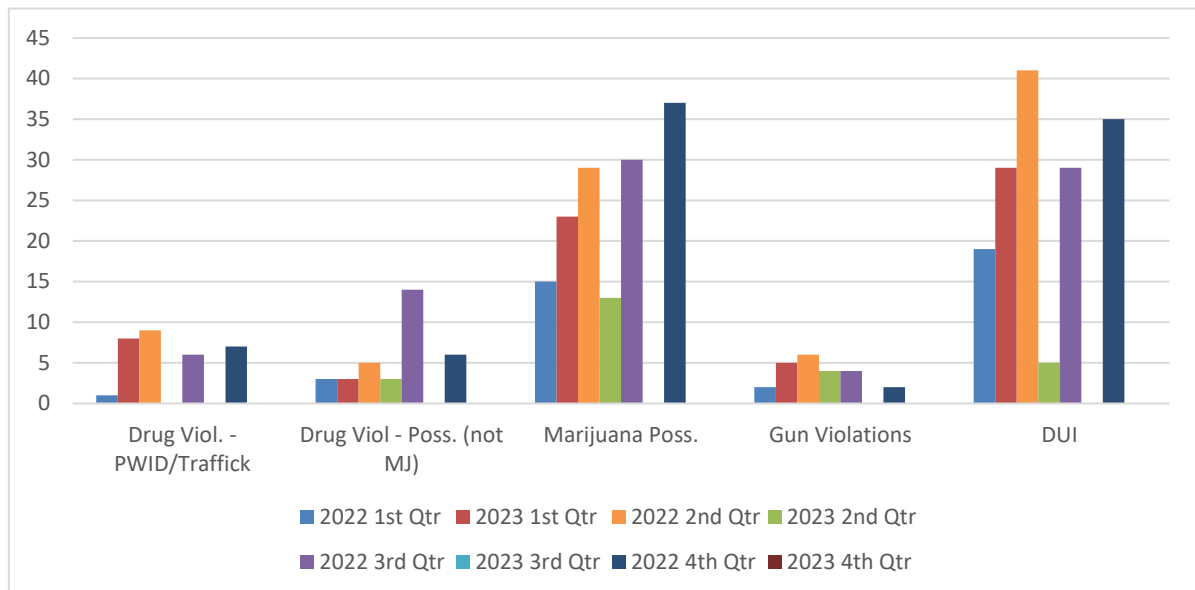


Police Department Vacancies




Sworn Vacancies – 4.5% (1 Police Officer)
Beach Service Officer Vacancies – 89% (8 Beach Services)
Non-Sworn Vacancies – 12.5% (1 Part Time Code Enforcement)

Drug, Gun, and DUI Charge Trend

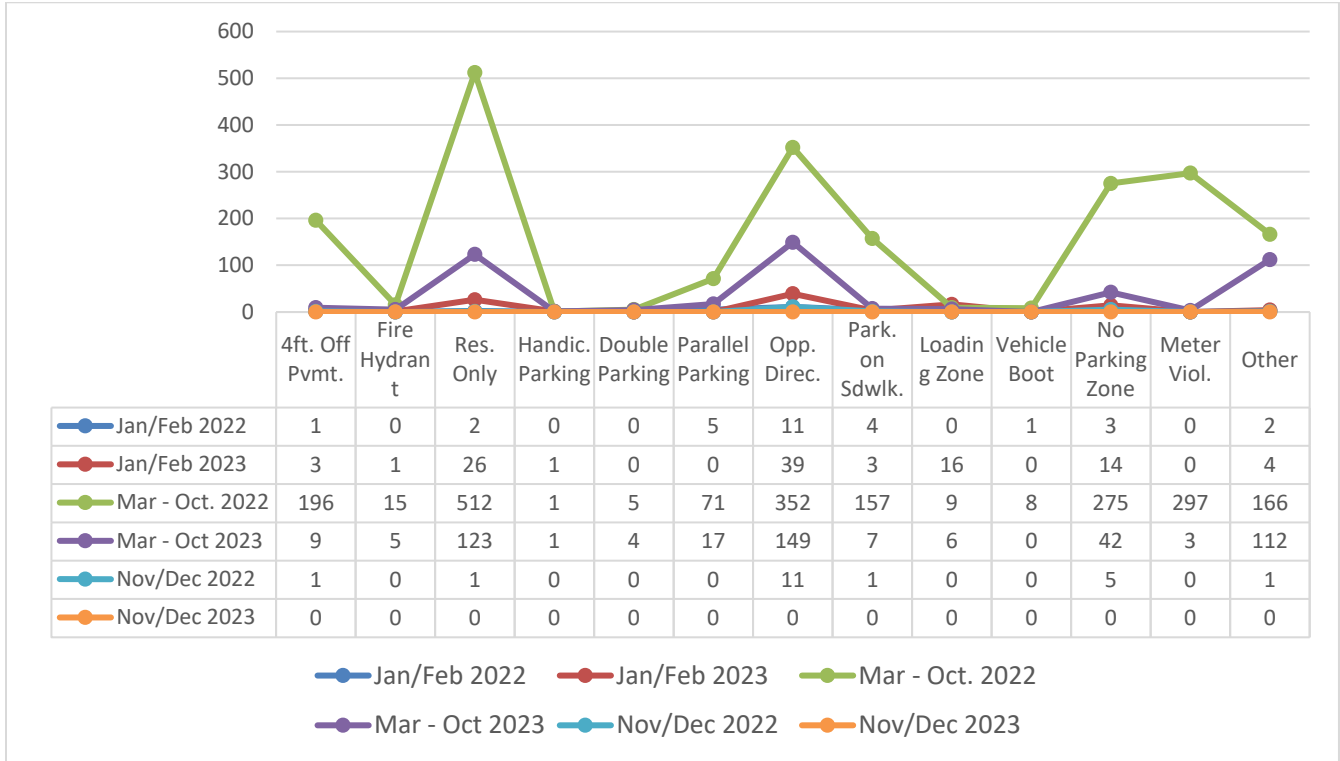




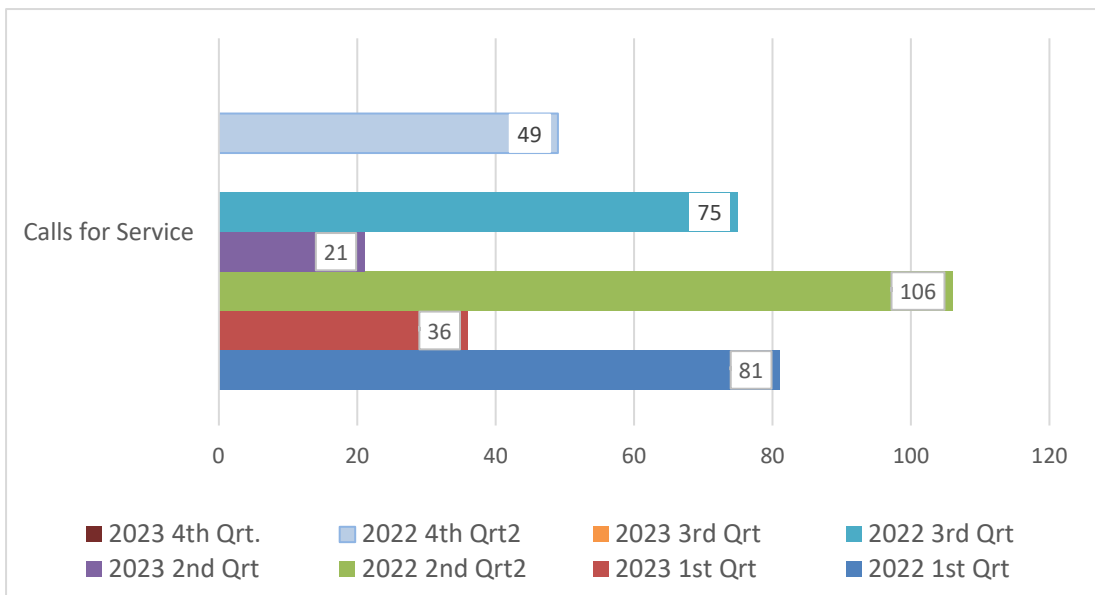
ISLE OF PALMS POLICE DEPARTMENT MONTHLY REPORT APRIL 2023



Parking Citations by Violation



Animal Control Calls for Service






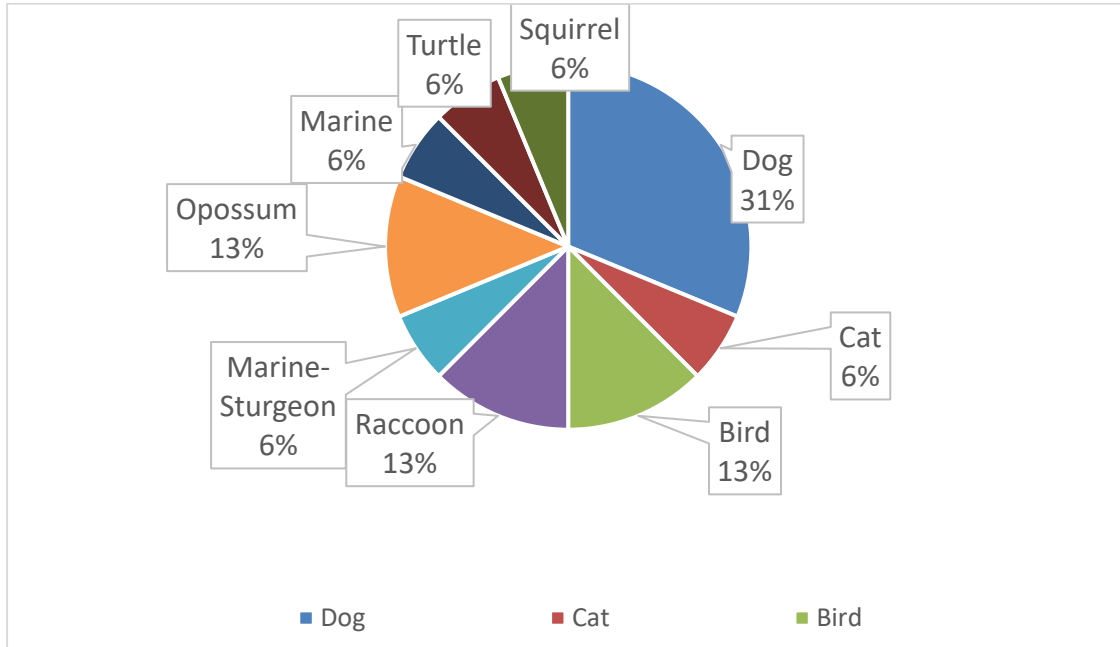
ISLE OF PALMS POLICE DEPARTMENT

MONTHLY REPORT

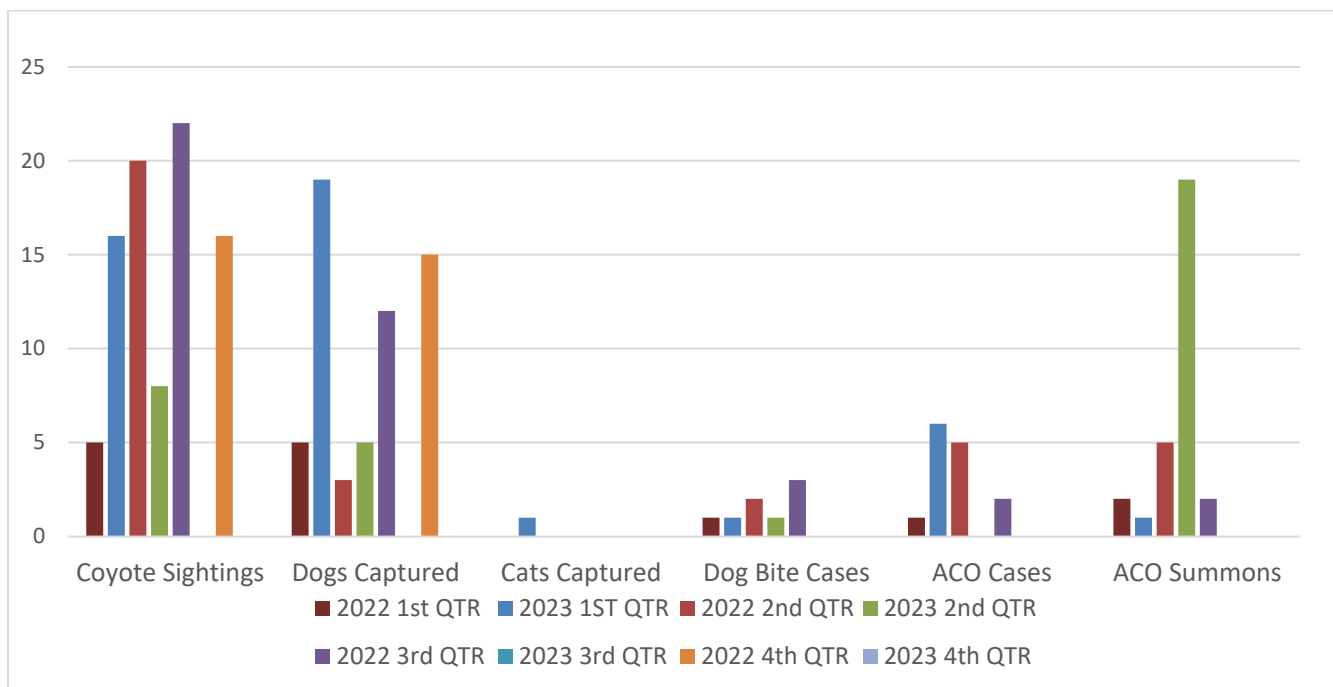
APRIL 2023



Animal Control Calls by Animal Type



Animal Control Statistics






ISLE OF PALMS POLICE DEPARTMENT

MONTHLY REPORT

APRIL 2023

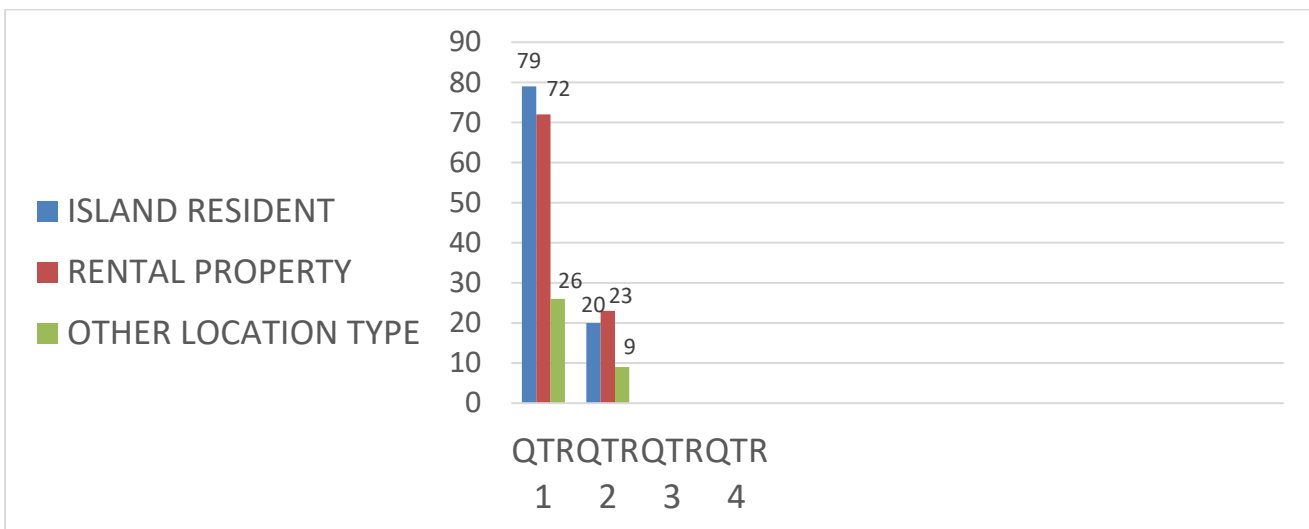


Livability Statistics

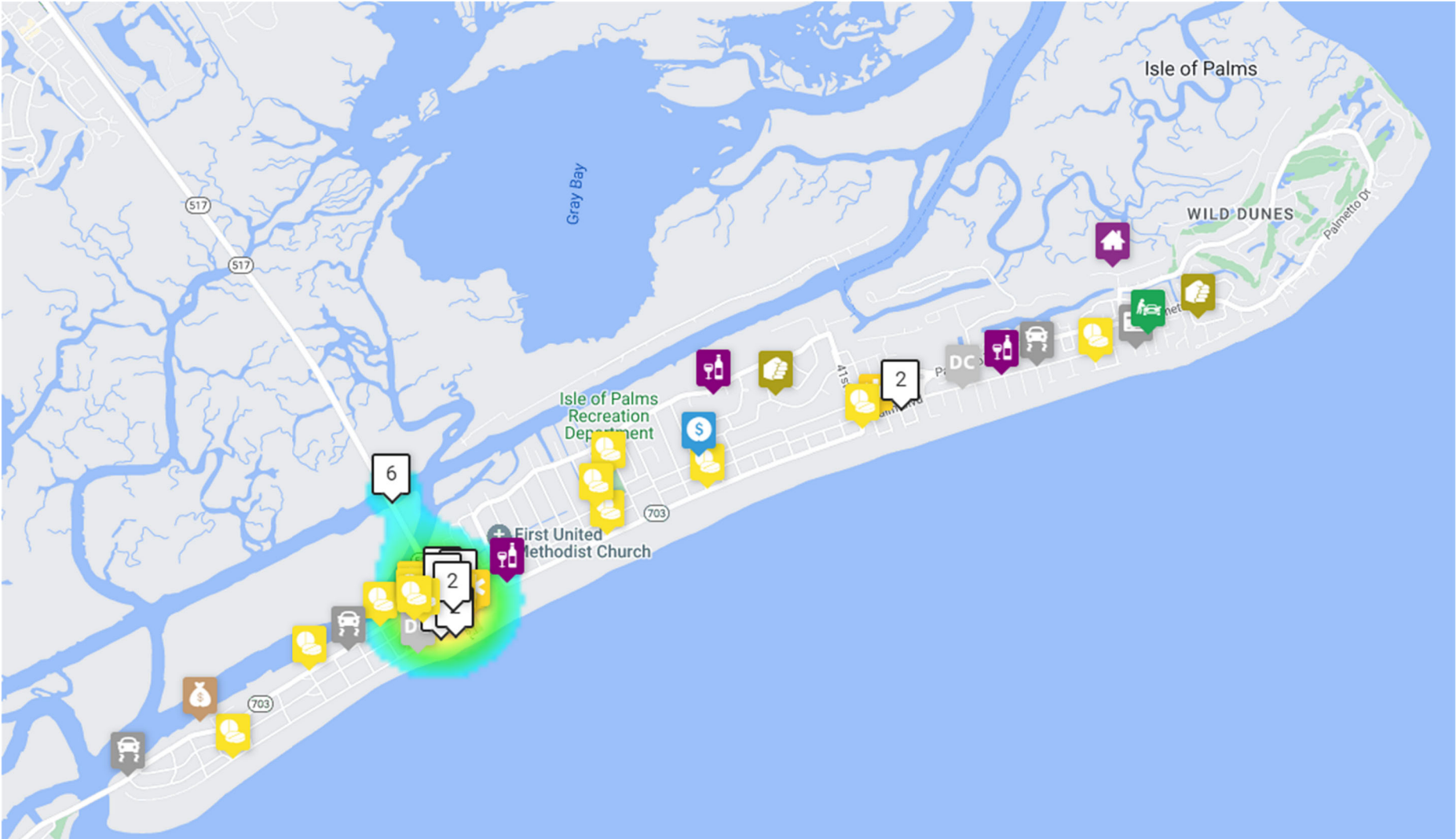
LIVABILITY COMPLAINTS	ISLAND RESIDENT	RENTAL PROPERTY	OTHER LOCATIONS	TOTAL COMPLAINTS
NOISE	9	15	5	29
NOISE/LOUD PARTY	0	4	0	4
NOISE/CONSTRUCTION VIOLATIONS	1	0	0	1
BARKING DOG	1	0	0	1
DOG AT LARGE	1	0	0	1
FIREWORKS	0	0	0	0
UNKEMPT LOTS	0	0	0	0
RIGHT-OF-WAY OBSTRUCTION	0	0	4	4
BUSINESS LICENSE	7	0	0	7
RENTAL PROPERTY VIOLATIONS	0	0	0	0
SHORT TERM RENTAL OCCUPANCY VIOLATIONS	0	0	0	0
SHORT TERM RENTAL VEHICLE LIMIT VIOLATIONS	0	0	0	0
ROLL CART VIOLATIONS	1	4	0	5
TOTAL	20	23	9	52
% BY CATEGORY	38%	44%	17%	

CITATIONS	WARNINGS	UNFOUNDED	COMPLAINT DISPOSITION
0	23	5	28
0	4	0	4
0	1	0	1
0	1	0	1
0	1	0	1
0	0	0	0
0	0	0	0
4	0	0	4
7	0	0	7
0	0	0	0
0	0	0	0
0	0	0	0
7	0	0	7
18	30	5	53
34%	57%	9%	

Livability Complaint by Property Type



INCIDENT REPORT DENSITY/HEAT MAP
APRIL 2023






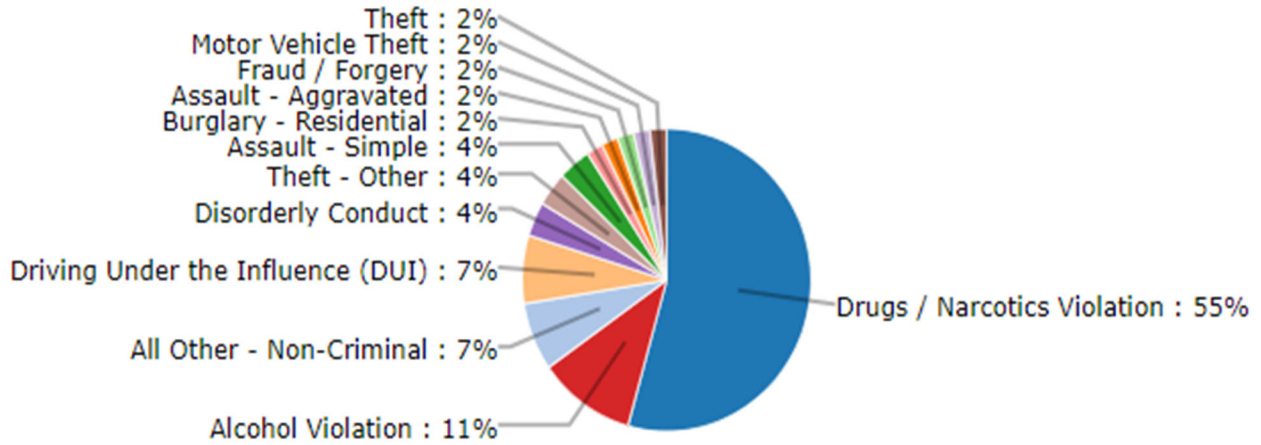
ISLE OF PALMS POLICE DEPARTMENT

MONTHLY REPORT

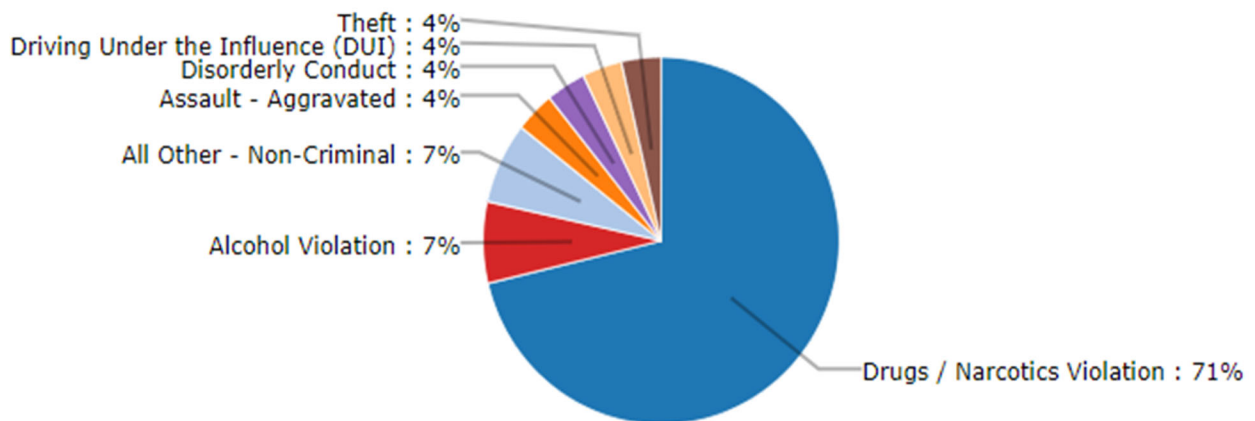
APRIL 2023



Reported Incident Crime Class Types



Reported Incident Crime Class Types (Red Area)

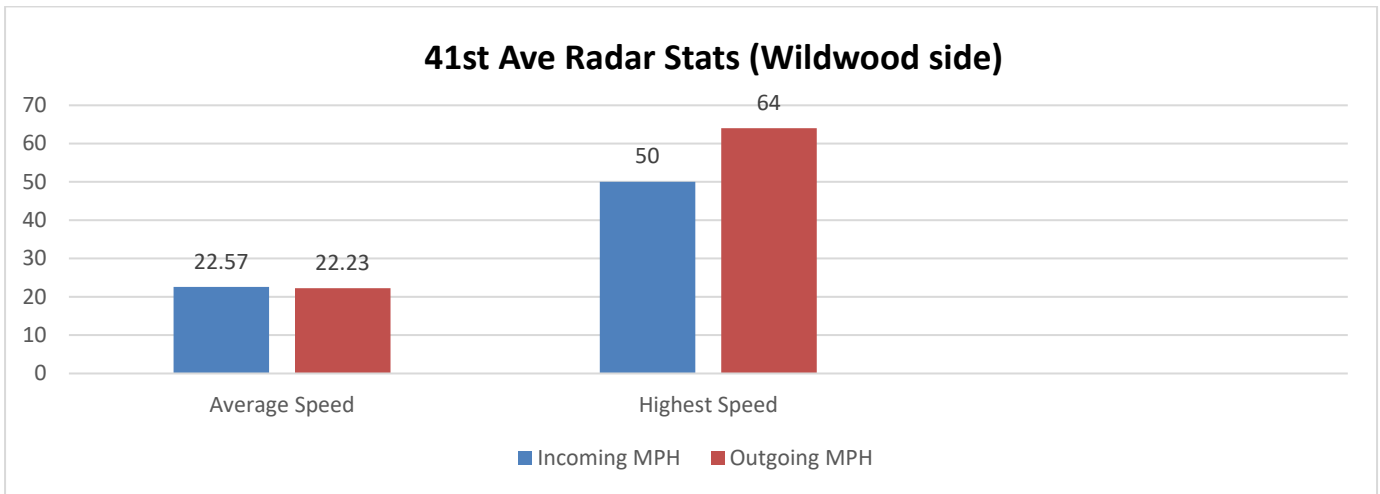





ISLE OF PALMS POLICE DEPARTMENT

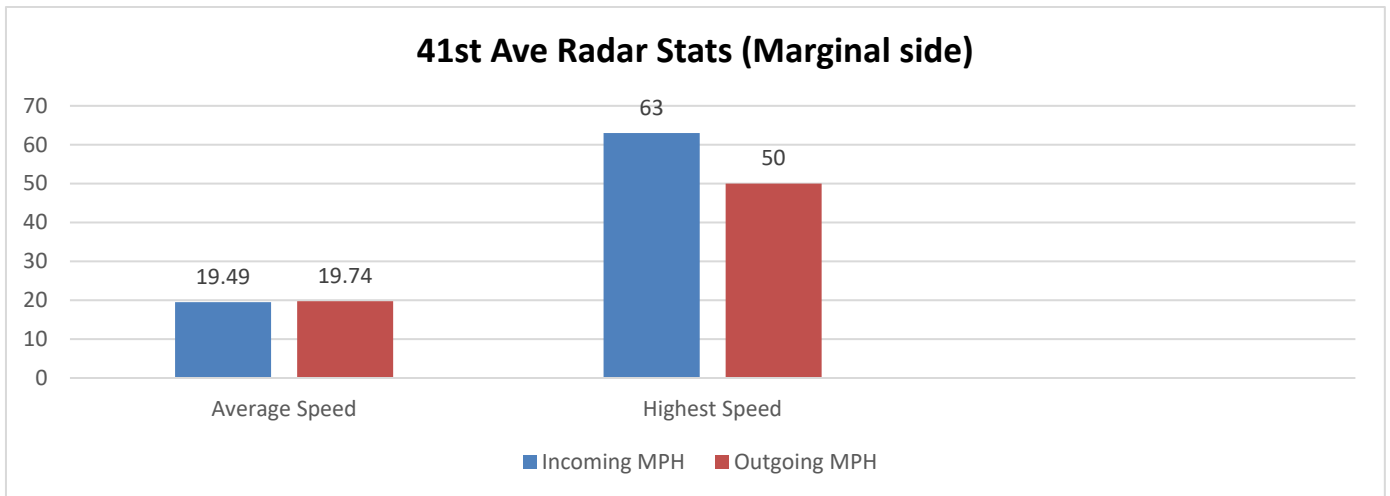
MONTHLY REPORT

APRIL 2023



Total Incoming Vehicles – 29,094
 Total Outgoing Vehicles – 29,959

Busiest day of the month: April 7th
 659 vehicles incoming
 803 vehicles outgoing



Total Incoming Vehicles – 21,947
 Total Outgoing Vehicles – 17,947

Busiest days of the month: April 7th
 1098 vehicles incoming
 739 vehicles outgoing