



ISLE OF PALMS POLICE DEPARTMENT

MONTHLY REPORT SEPTEMBER 2023



SIGNIFICANT DEPARTMENTAL ACTIONS

Incidents of interest in September include 50 arrests, 514 traffic stops, 5 gun charges, 9 drug related charges, 135 traffic citations, and 8 arrests for driving under the influence.

ACTIVITY SUMMARY	SEPT	YTD	SEPT	YTD
	2023	2023	2022	2022
Calls for Service	1139	10239	866	8896
Incident Reports	136	958	70	538
Traffic Collisions	5	91	9	94
Traffic Stops	514	3829	318	2975
Bicycle Stops	0	3	1	9
Golf Cart Stops	10	67	20	90
Marine Calls for Service	1	13	0	31
Arrests	50	492	50	406
State Law Violations	168	8368	158	1335
City Ordinance Violations	13	184	5	14
Warning Citations	359	2572	230	2134
Parking Citations	356	4643	65	2839
Isle of Palms Warrants Served	6	90	13	64
Criminal Investigations-Cases Opened	9	123	14	103
Criminal Investigations-Cases Closed	4	38	6	38
Training Hours	274	3141	86	1820
Coyote Sightings	4	32	6	47
Beach Wheel Chairs Issued	14	64	5	69
REPORTS BY OFFENSE TYPES	SEPTEMBER		YTD	
	2023	2023	2023	2023
DUI	8	80		
Other Alcohol Offense	10	83		
Arson/Suspicious Fire	0	0		
Rape/Sexual Assault	0	2		
Assault	1	40		
Indecent Exposure	0	1		
Harassment	0	5		
Drug Incident	13	225		
Homicide/Manslaughter	0	0		
Traffic	33	318		
DUS	17	138		
Robbery	0	1		
Burglary	0	5		
Theft from Motor Vehicle	1	6		
Motor Vehicle Theft	0	4		
Larceny	7	40		
Fraud	1	29		
Suicide (Actual or Attempted)	0	2		
Vandalism	1	14		
Weapon Law Violations	2	16		
All Other Offenses	51	369		
TOTAL	145	1378		

CHARGES	SEPT	YTD	SEPT	YTD
	2023	2023	2022	2022
Attempted Murder	0	5	0	0
Assault	0	12	0	4
Domestic Violence	0	6	2	7
Public Disorderly	0	20	3	33
Burglary	0	5	0	0
Possession of Stolen Vehicle	0	1	0	0
Grand Larceny	0	1	1	1
All Other Larceny	1	5	0	1
Fraud	0	2	0	0
Gun Violation	5	19	1	12
Drug Violations/Sale/Manufacture/ Distribution/Etc.	0	13	2	16
Possession of Controlled Substance	0	7	0	9
Other Drug Possession Methamphetamine/ Cocaine/Cocaine Base/Ecstasy/MDMA/Etc.	0	7	4	13
Simple Possession of Marijuana/Possession 1 oz. or less	8	90	9	74
Drug Equipment Violation	1	23	6	40
Vandalism/Damage to Property	0	1	0	1
Driving Under Suspension	18	144	14	84
Driving Under Influence	8	80	5	89
Other Alcohol Violation	13	110	8	80
Speeding	16	216	37	241
Other Traffic Related	99	779	74	676
Golf Cart Violation	2	9	1	13
Moped Violation	0	0	0	0
Marine Violation	0	0	0	2
Resisting/Hindering/Assaulting Public Official or Police Officer	0	9	0	7
False Information to Police	0	2	1	2
Failure to Stop for Police/Evade/Elude	0	4	1	2
Animal Violation	6	56	0	6
Noise Violation	2	6	0	1
Littering	0	2	1	1
Indecent Exposure	0	1	0	0
Business License	7	68	1	2
All Other Charges	1	46	3	16
TOTAL	187	1749	174	1433



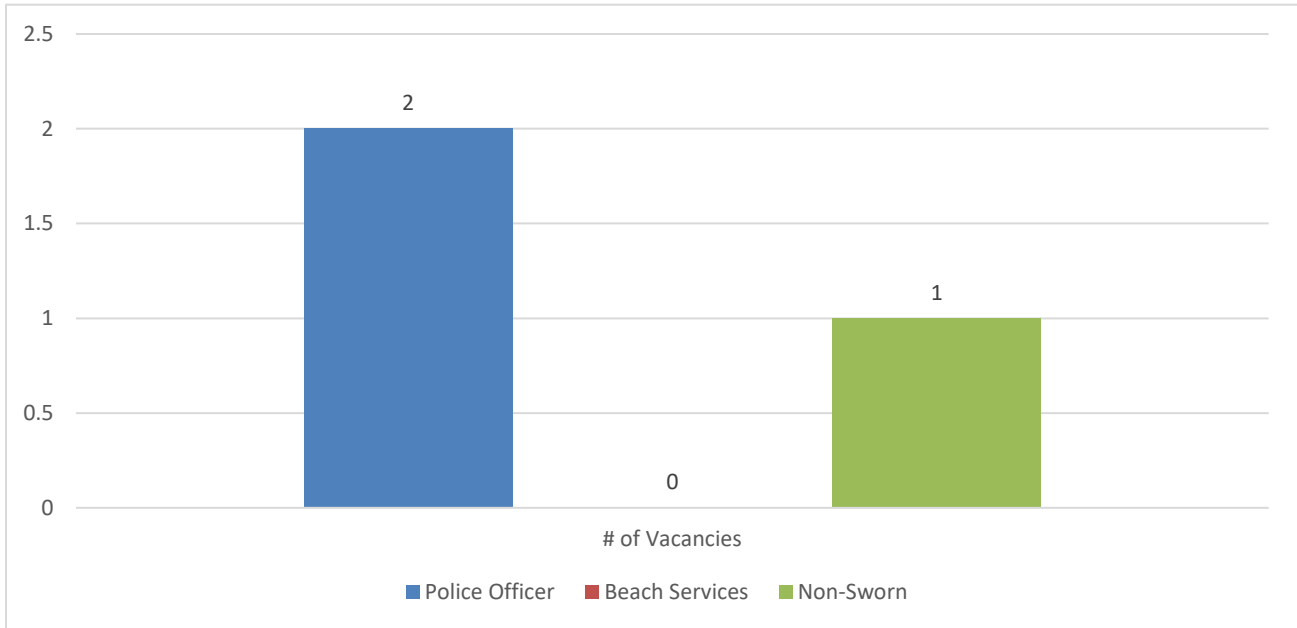
ISLE OF PALMS POLICE DEPARTMENT

MONTHLY REPORT

SEPTEMBER 2023

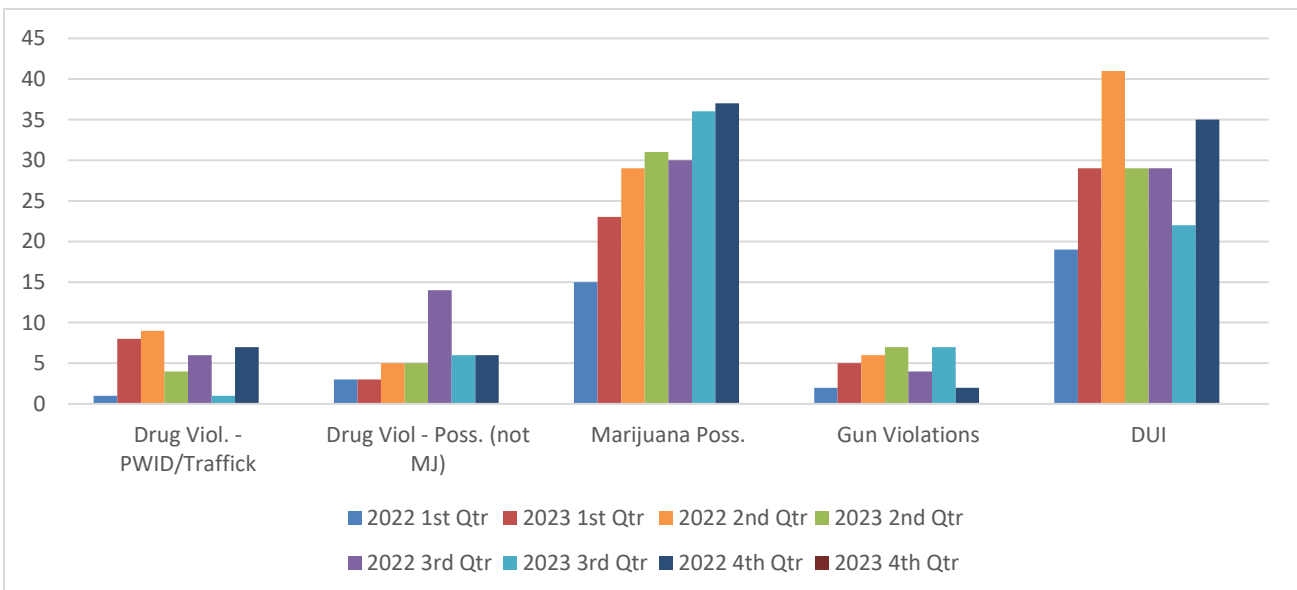


Police Department Vacancies



Sworn Vacancies – 9% (2 Police Officer)
Beach Service Officer Vacancies – 0 (Seasonal Position)
Non-Sworn Vacancies – 12.5% (1 Code Enforcement)

Drug, Gun, and DUI Charge Trend

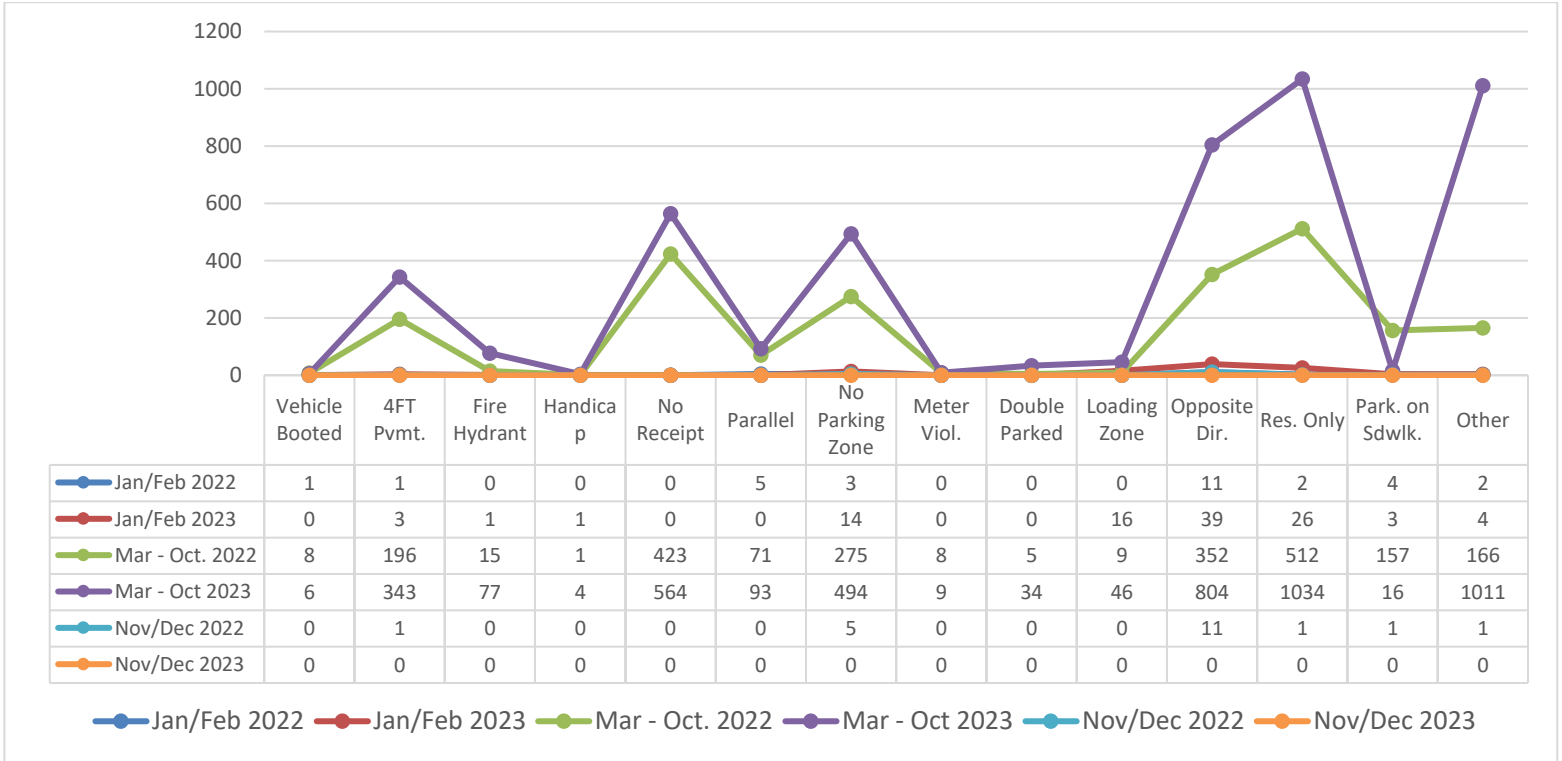




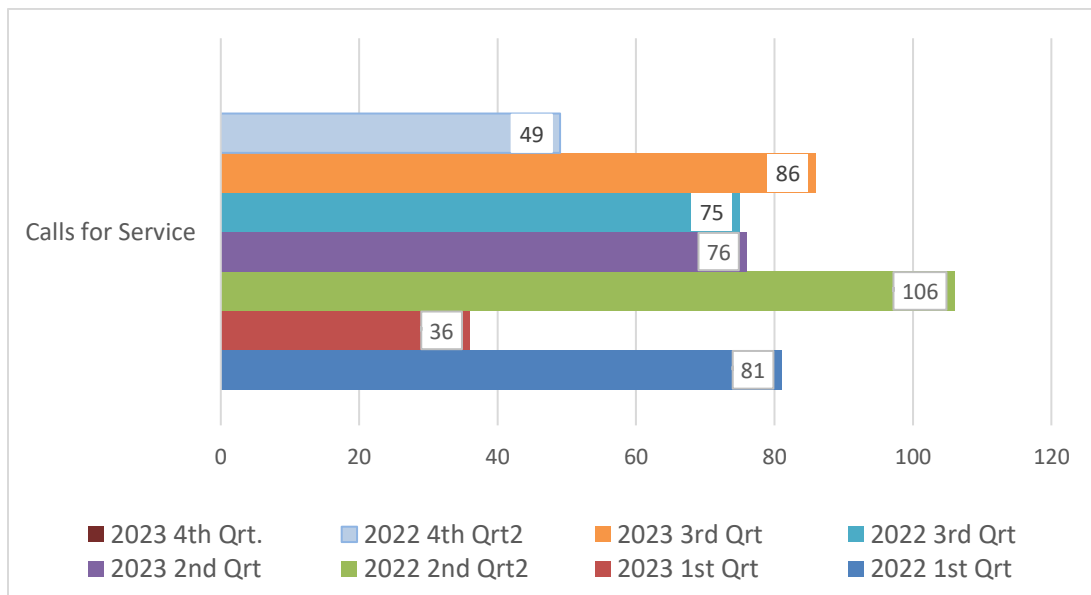
ISLE OF PALMS POLICE DEPARTMENT MONTHLY REPORT SEPTEMBER 2023



Parking Citations by Violation



Animal Control Calls for Service





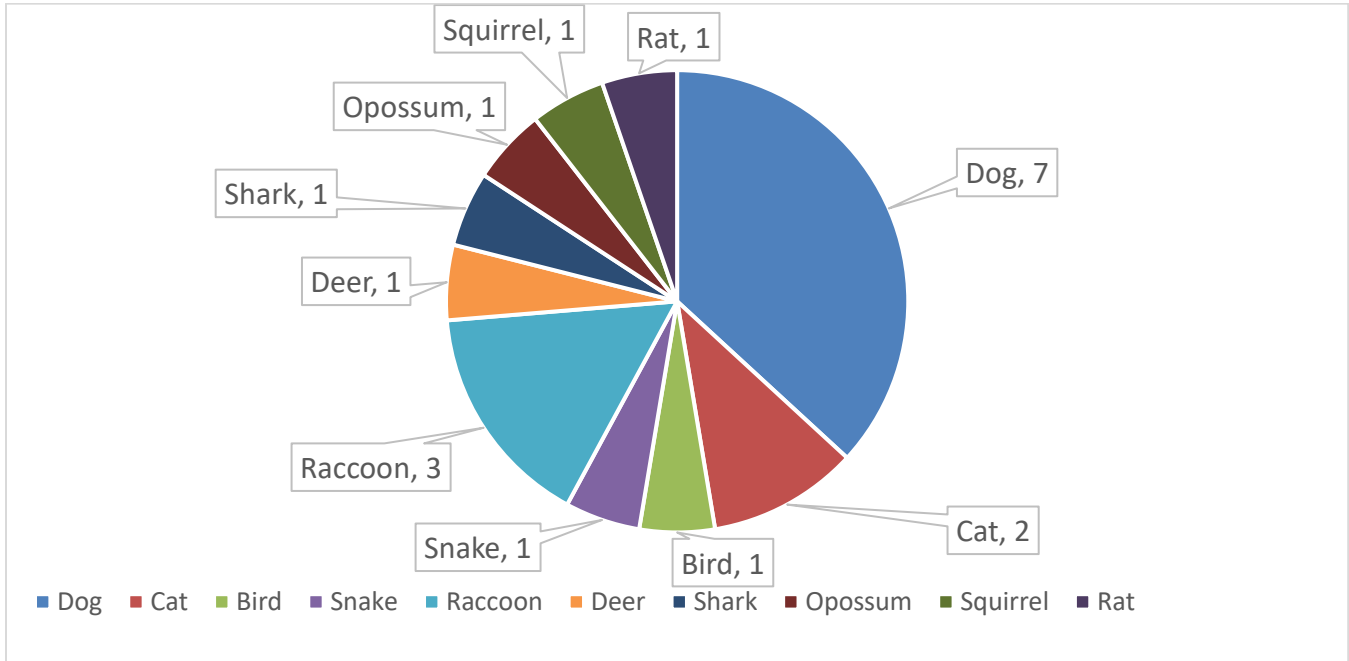
ISLE OF PALMS POLICE DEPARTMENT

MONTHLY REPORT

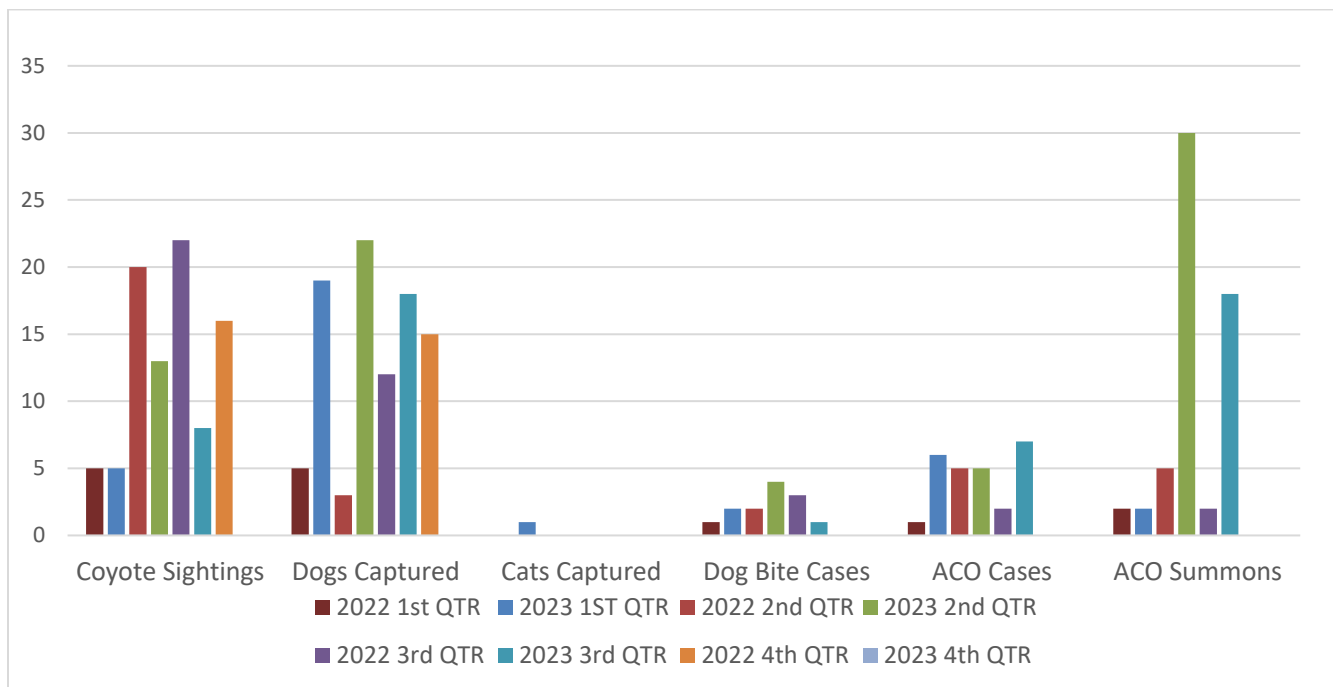
SEPTEMBER 2023



Animal Control Calls by Animal Type



Animal Control Statistics





ISLE OF PALMS POLICE DEPARTMENT

MONTHLY REPORT

SEPTEMBER 2023

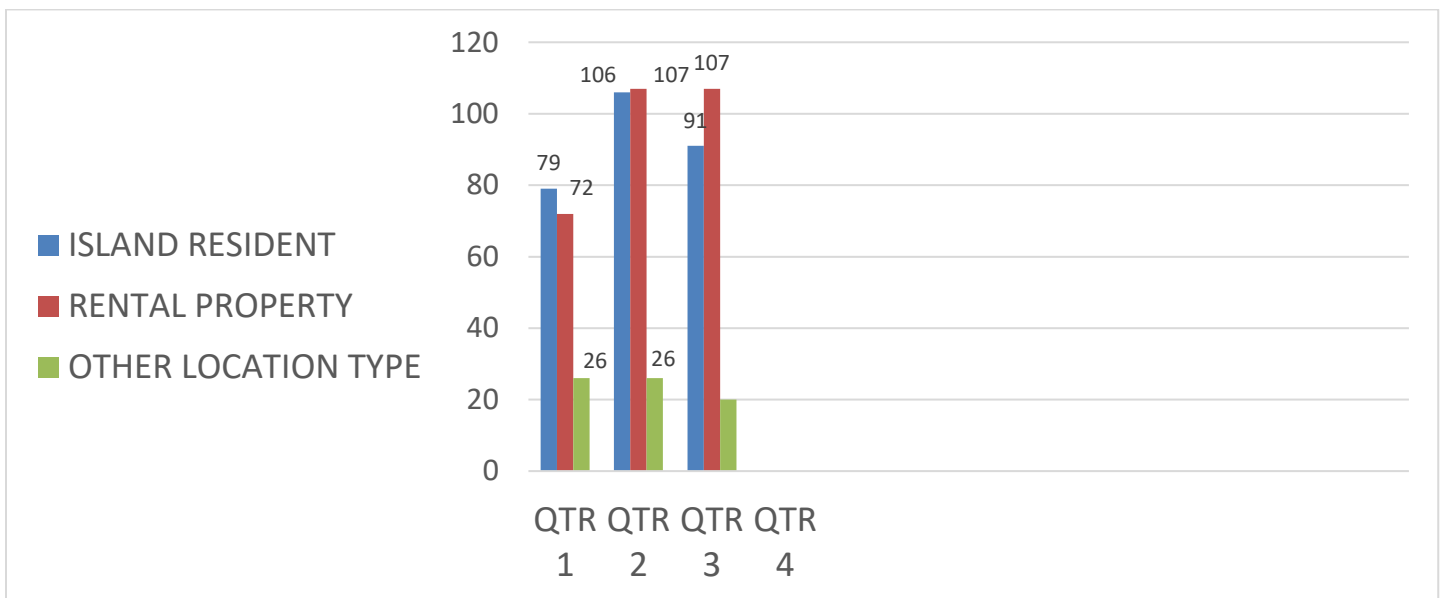


Livability Statistics

LIVABILITY COMPLAINTS	ISLAND RESIDENT	RENTAL PROPERTY	OTHER LOCATIONS	TOTAL COMPLAINTS
NOISE	7	14	9	30
FIREWORKS	0	0	0	0
UNKEMPT LOTS	0	0	0	0
RIGHT-OF-WAY OBSTRUCTION	0	0	0	0
BUSINESS LICENSE	4	2	1	7
OTHER RENTAL PROPERTY VIOLATIONS NOT LISTED	0	1	0	1
SHORT TERM RENTAL OCCUPANCY VIOLATIONS	0	0	0	0
SHORT TERM RENTAL VEHICLE LIMIT VIOLATIONS	0	0	0	0
ROLL CART VIOLATIONS	12	17	0	29
TOTAL	23	34	10	67
% BY CATEGORY	34%	51%	15%	

CITATIONS	WARNINGS	UNFOUNDED	COMPLAINT DISPOSITION
1	14	15	30
0	0	0	0
0	0	0	0
0	0	0	0
7	0	0	7
0	1	0	1
0	0	0	0
0	0	0	0
0	29	0	29
8	44	15	67
12%	66%	22%	

Livability Complaint by Property Type



INCIDENT REPORT DENSITY/HEAT MAP SEPTEMBER 2023

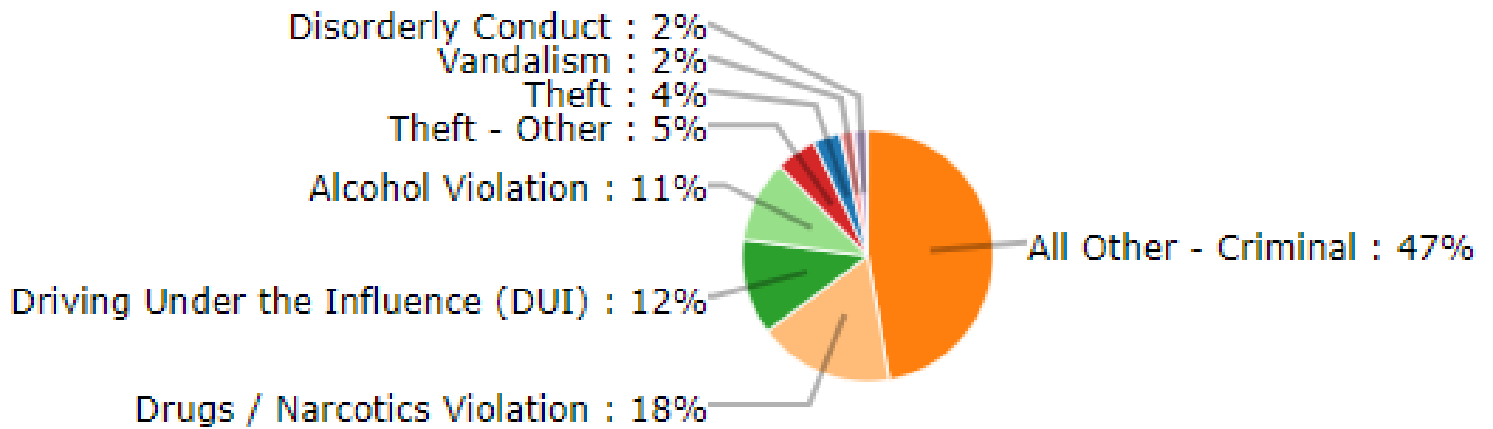




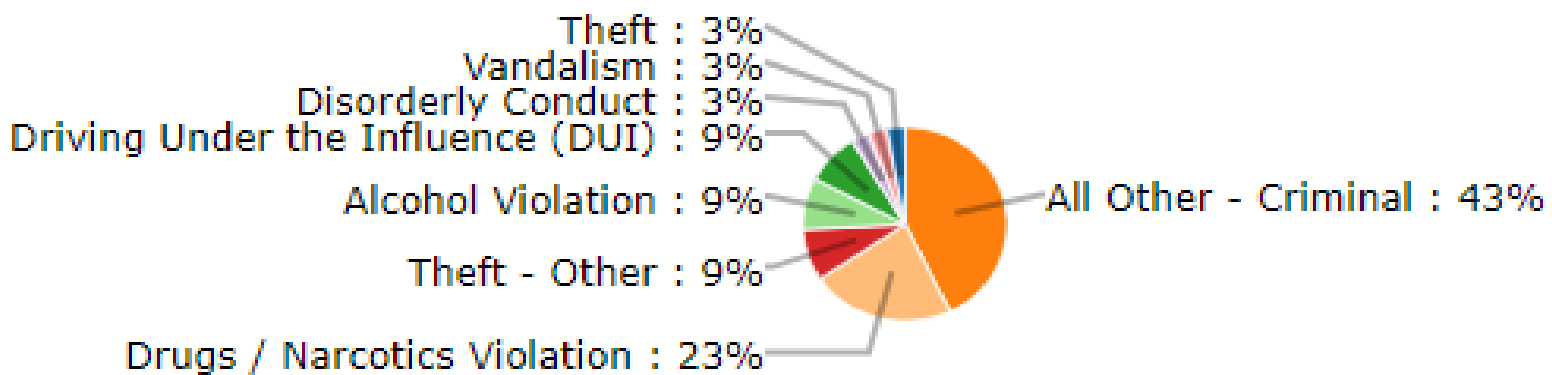
**ISLE OF PALMS POLICE DEPARTMENT
MONTHLY REPORT
SEPTEMBER 2023**




Reported Incident Crime Class Types



Reported Incident Crime Class Types (Red Area)

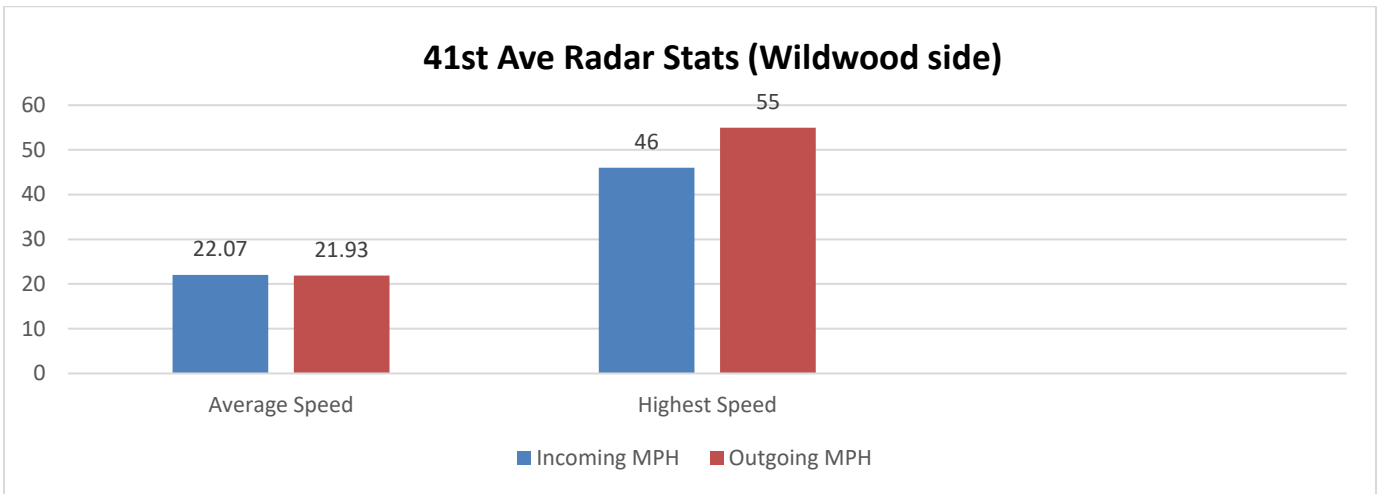




ISLE OF PALMS POLICE DEPARTMENT

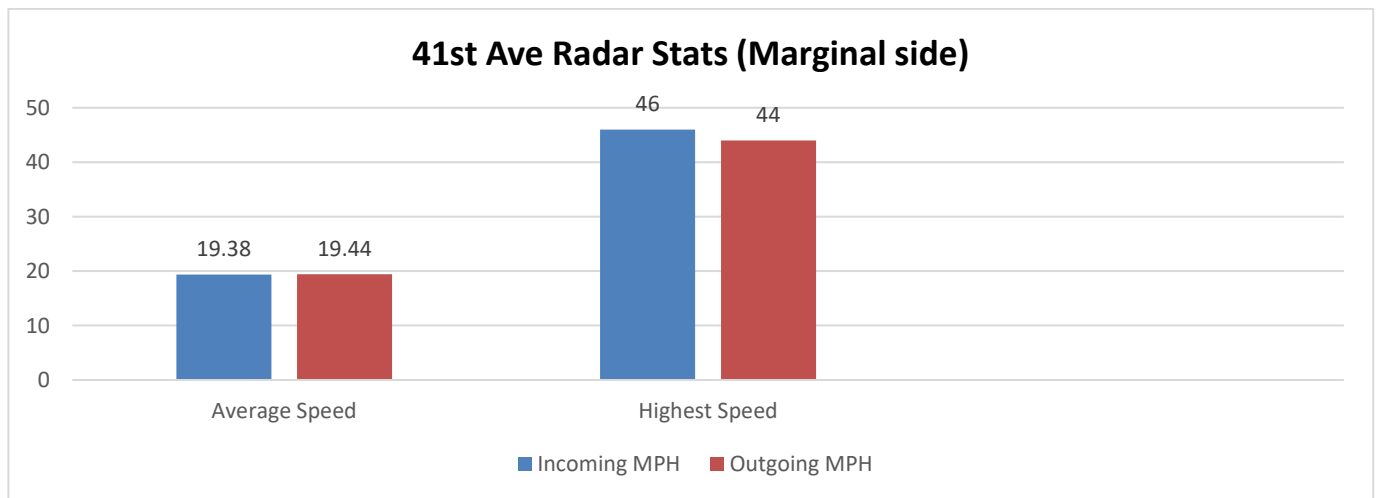
MONTHLY REPORT

SEPTEMBER 2023



Total Incoming Vehicles – 24,750
 Total Outgoing Vehicles – 25,893

Busiest day of the month: September 3, 2023
 vehicles incoming – 1,181
 vehicles outgoing – 1,367



Total Incoming Vehicles – 19,063
 Total Outgoing Vehicles – 15,397

Busiest days of the month: September 3, 2023
 vehicles incoming – 1,092
 vehicles outgoing – 671