


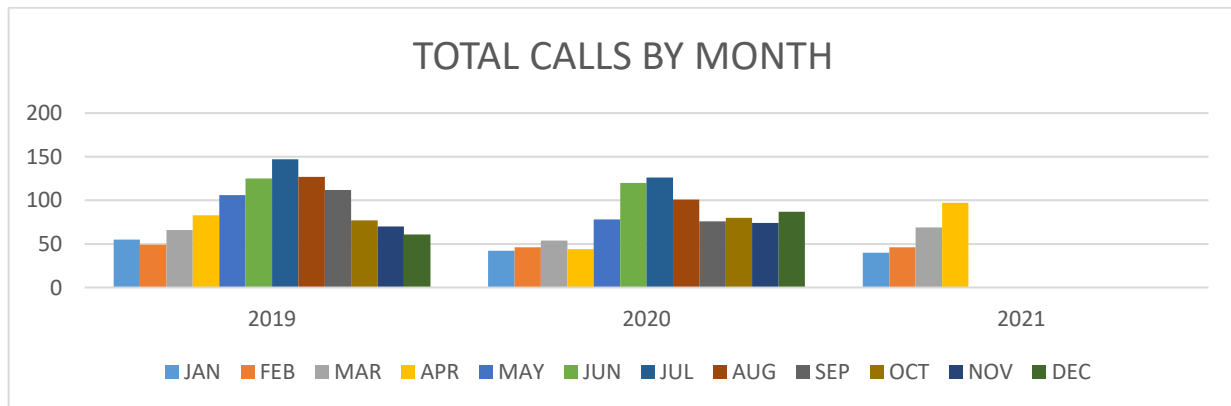


MONTHLY REPORT APRIL 2021



| FIRE | EMS | RESCUE | HAZ-MAT | SERVICE | OTHER |
|----------|-----------|----------|----------|----------|-----------|
| 1 | 50 | 7 | 5 | 1 | 33 |

| | YEAR TO DATE TOTAL CALLS | APRIL TOTAL CALLS |
|---------------------------------------|-------------------------------------|------------------------------|
| 2020 | <u>186</u> | <u>44</u> |
| 2021 | <u>252</u> | <u>97</u> |
| DIFFERENCE FROM PRIOR YEAR | 35.48% | 120.45% |



| | JAN | FEB | MAR | APR | MAY | JUN | JUL | AUG | SEP | OCT | NOV | DEC |
|-------------|-----|-----|-----|-----|-----|-----|-----|-----|-----|-----|-----|-----|
| 2019 | 55 | 49 | 66 | 83 | 106 | 125 | 147 | 127 | 112 | 77 | 70 | 61 |
| 2020 | 42 | 46 | 54 | 44 | 78 | 120 | 126 | 101 | 76 | 80 | 74 | 87 |
| 2021 | 40 | 46 | 69 | 97 | | | | | | | | |



MONTHLY REPORT APRIL 2021

NOTABLE EVENTS / CALL HIGHLIGHTS

- 04/2021 All personnel completed pre-season boat operations training which included both day and night training.
- 04/03/2021 Deputy Chief Hathaway and Fire Marshal Stafford participated in the Isle of Palms Easter Egg Drop program which was organized by the Recreation Department. Both Fire and Police Departments provided vehicles and mascots (Sparky the Fire Dog and McGruff the Crime Dog) to assist the Easter Bunny with delivering baskets that included Easter Treats as well as safety education materials.
- 04/19/2021 Fire crews responded to a residence on Seagrass Lane in reference to a propane line that had been severed by contractors working on the home. Upon arrival firefighters were informed that the propane had been shut off by the contractors prior to the Fire Department's arrival. The area was checked for hazards using a gas meter. No traces of propane were found in the area. Fire personnel roped off the tank valve and the area where the line was cut. The contractors were notified to have the issue fixed before restoring propane to the system. All units cleared from the scene and returned back to service.
- 04/21/2021 Fire crews responded to a dumpster fire on Morgan's Cove Drive. Upon arrival, firefighters found a ten (10) foot dumpster with flames and smoke visible. The fire was quickly extinguished. All units cleared from the scene and returned back to service.
- 04/27/2021 Fire crews responded with the United States Coast Guard to a report of a boat that was taking on water and sinking in the area of Price's Inlet. While en-route with Boat 1020, phone contact was made with one of the souls on board of the vessel. It was stated that there was no medical emergency and nobody was in distress. It was explained that the boat operator wanted help fixing his boat and to get a ride back to shore. It was at this time that the boat operator explained that he was going to wait for Sea Tow and did not need any assistance from the responding agencies. All units cleared from the scene and returned back to service.



MONTHLY REPORT APRIL 2021

NOTABLE EVENTS / CALL HIGHLIGHTS

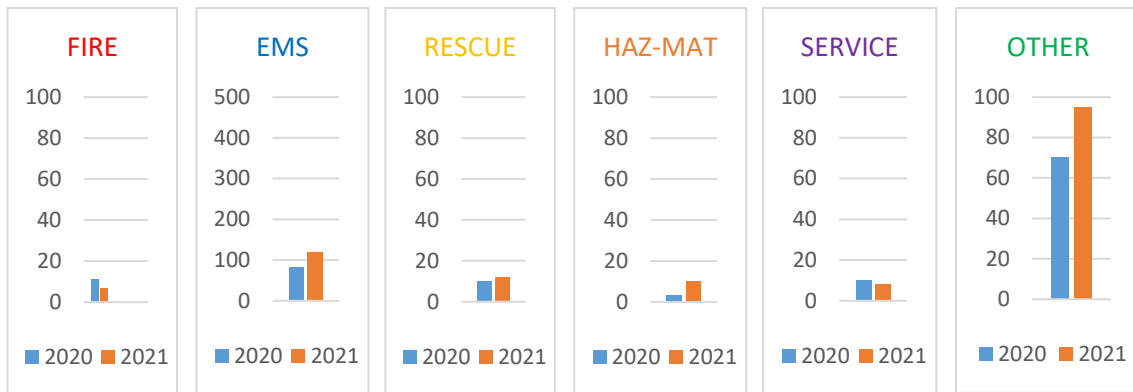
04/30/2021 Fire crews responded to a fuel leak on Palm Boulevard. Upon arrival firefighters found that a gasoline delivery truck had malfunctioned while transferring fuel from the truck to the in-ground fuel tanks. It is estimated that approximately 2,100 gallons of gasoline was spilled. Hazardous Materials protocols were immediately implemented. The Mount Pleasant Haz-Mat team responded to assist. It was found that the fuel spill had gotten into the water drainage system. Booms and Oil Dry were implemented in order to try and contain the spill as well as protect the storm drain system. The United States Coast Guard and the Isle of Palms Water Commission were notified and responded. Law enforcement was utilized to help in isolating the emergency scene by shutting down all roads and traffic in the area which also included the Isle of Palms Connector. The trucking company contracted with HEPACO for the clean-up of the spill. HEPACO worked with representatives from SC DHEC and the United States Coast Guard. Once the clean-up was completed and there were no further hazards, all units cleared from the scene and returned back to service.



MONTHLY REPORT APRIL 2021

INCIDENT TYPE

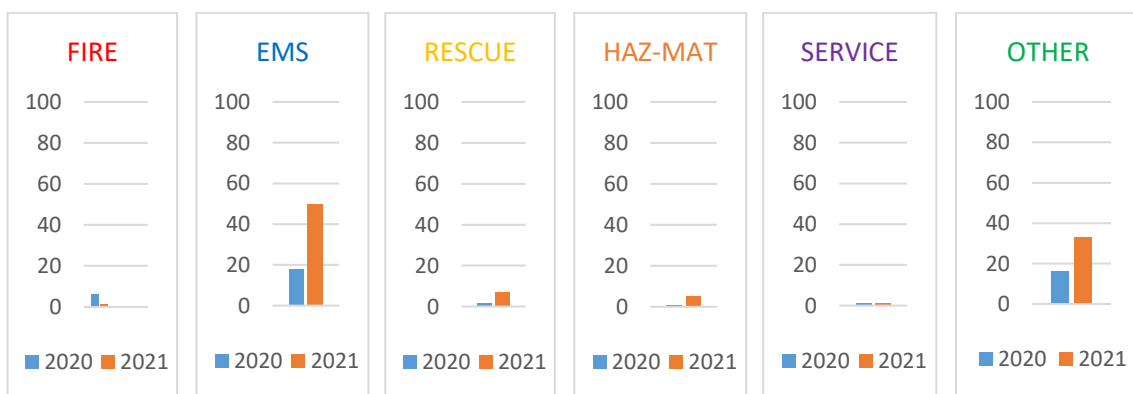
ANNUAL YEAR TO DATE ANALYTIC COMPARISONS



| | | | | | | |
|-----------------------------------|----------------|---------------|---------------|----------------|----------------|---------------|
| 2020 | 11 | 82 | 10 | 3 | 10 | 70 |
| 2021 | 7 | 120 | 12 | 10 | 8 | 95 |
| DIFFERENCE FROM PRIOR YEAR | -36.36% | 46.34% | 20.00% | 233.33% | -20.00% | 35.71% |

INCIDENT TYPE

APRIL MONTHLY ANALYTIC COMPARISONS



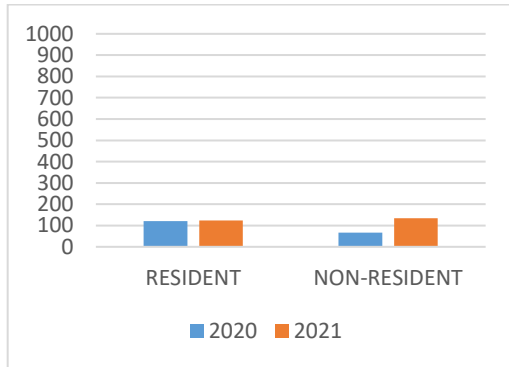
| | | | | | | |
|-----------------------------------|----------------|----------------|----------------|----------------|--------------|----------------|
| 2020 | 6 | 18 | 2 | 1 | 1 | 16 |
| 2021 | 1 | 50 | 7 | 5 | 1 | 33 |
| DIFFERENCE FROM PRIOR YEAR | -83.33% | 177.78% | 250.00% | 400.00% | 0.00% | 106.25% |



MONTHLY REPORT APRIL 2021

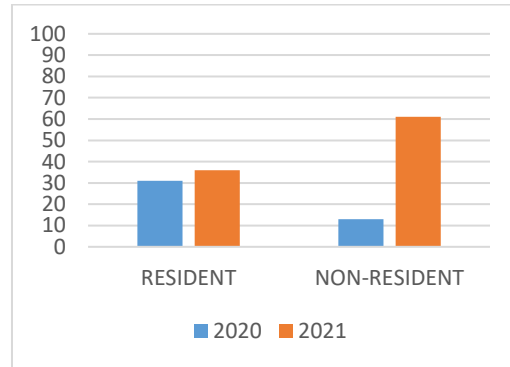
RESIDENCY TYPE ANALYTIC COMPARISONS

ANNUAL YEAR TO DATE TOTAL CALLS



| | | |
|-----------------------------------|--------------|----------------|
| 2020 | 120 | 66 |
| 2021 | 123 | 134 |
| DIFFERENCE FROM PRIOR YEAR | 2.50% | 103.03% |

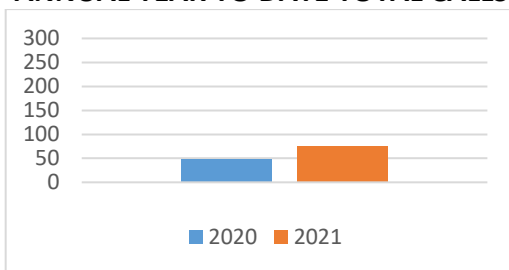
APRIL MONTHLY TOTAL CALLS



| | | |
|-----------------------------------|---------------|----------------|
| 2020 | 31 | 13 |
| 2021 | 36 | 61 |
| DIFFERENCE FROM PRIOR YEAR | 16.13% | 369.23% |

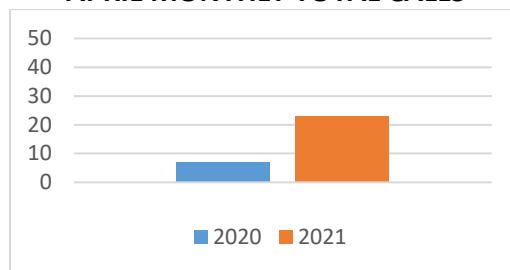
TOTAL CALLS IN WILD DUNES

ANNUAL YEAR TO DATE TOTAL CALLS



| | |
|-----------------------------------|---------------|
| 2020 | 49 |
| 2021 | 75 |
| DIFFERENCE FROM PRIOR YEAR | 53.06% |

APRIL MONTHLY TOTAL CALLS

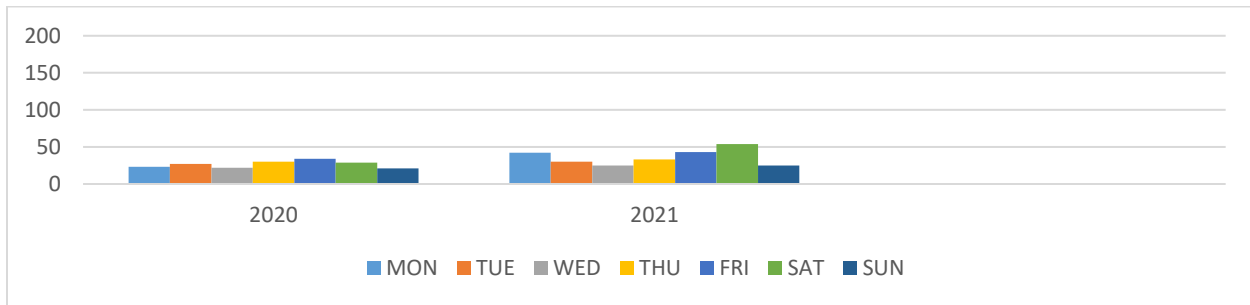


| | |
|-----------------------------------|----------------|
| 2020 | 7 |
| 2021 | 23 |
| DIFFERENCE FROM PRIOR YEAR | 228.57% |



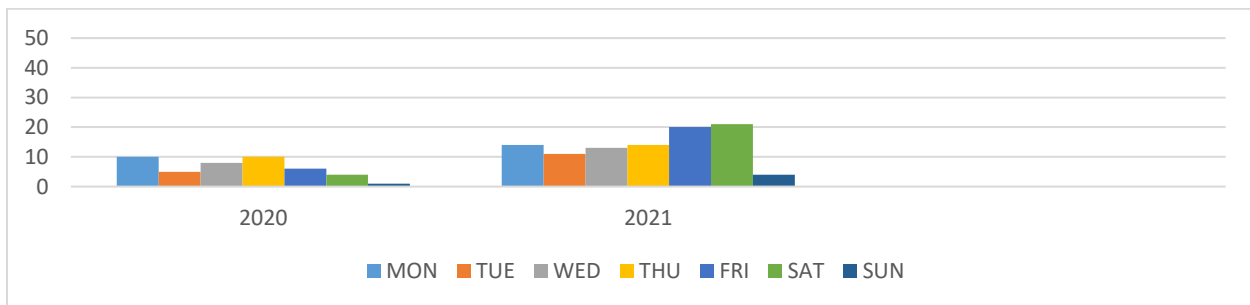
MONTHLY REPORT APRIL 2021

YEAR TO DATE CALLS BY DAY OF THE WEEK



| | MON | TUE | WED | THUR | FRI | SAT | SUN |
|-----------------------------------|---------------|---------------|---------------|---------------|---------------|---------------|---------------|
| 2020 | 23 | 27 | 22 | 30 | 34 | 29 | 21 |
| 2021 | 42 | 30 | 25 | 33 | 43 | 54 | 25 |
| DIFFERENCE FROM PRIOR YEAR | 82.61% | 11.11% | 13.64% | 10.00% | 26.47% | 86.21% | 19.05% |

APRIL CALLS BY DAY OF THE WEEK



| | MON | TUE | WED | THUR | FRI | SAT | SUN |
|-----------------------------------|---------------|----------------|---------------|---------------|----------------|----------------|----------------|
| 2020 | 10 | 5 | 8 | 10 | 6 | 4 | 1 |
| 2021 | 14 | 11 | 13 | 14 | 20 | 21 | 4 |
| DIFFERENCE FROM PRIOR YEAR | 40.00% | 120.00% | 62.50% | 40.00% | 233.33% | 425.00% | 300.00% |



MONTHLY REPORT APRIL 2021

YEAR TO DATE CALLS BY DISTRICT

| | DISTRICT 1 | DISTRICT 2 | OUT OF JURISDICTION |
|----------------------------------|---------------|---------------|------------------------|
| 2020 | 99 | 77 | 10 |
| 2021 | 136 | 107 | 9 |
| DIFFERENCE FROM PRIOR YEAR | 37.37% | 38.96% | -10.00% |

APRIL CALLS BY DISTRICT

| | DISTRICT 1 | DISTRICT 2 | OUT OF JURISDICTION |
|----------------------------------|----------------|---------------|------------------------|
| 2020 | 22 | 19 | 3 |
| 2021 | 60 | 32 | 5 |
| DIFFERENCE FROM PRIOR YEAR | 172.73% | 68.42% | 66.67% |

YEAR TO DATE CALLS BY SHIFT

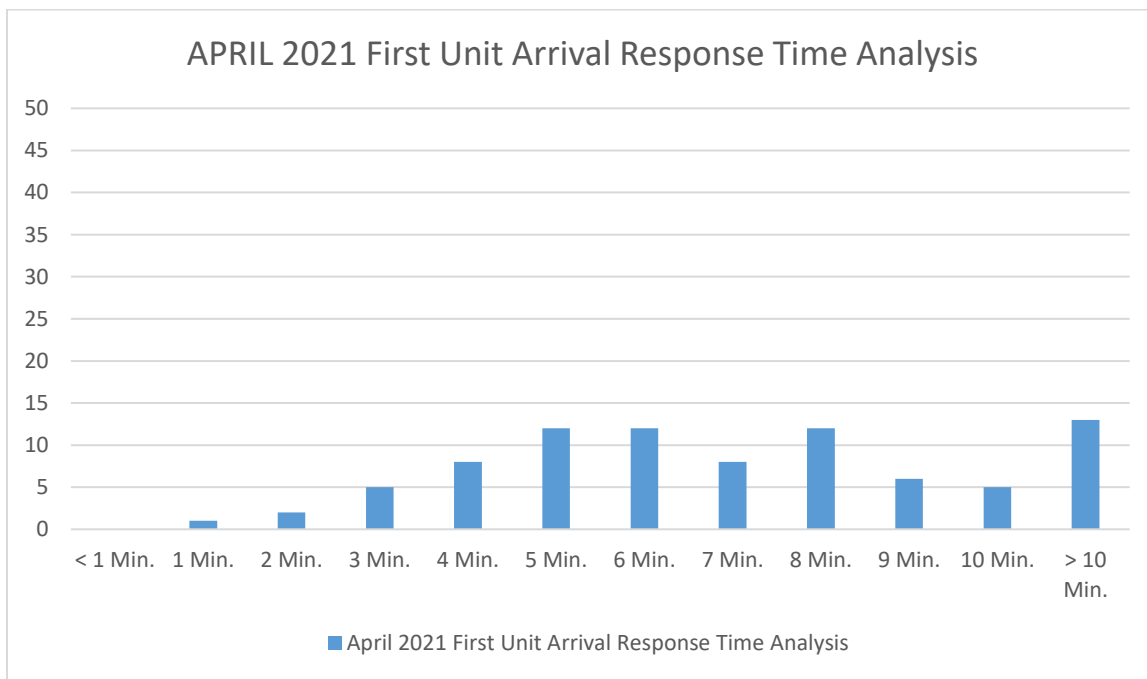
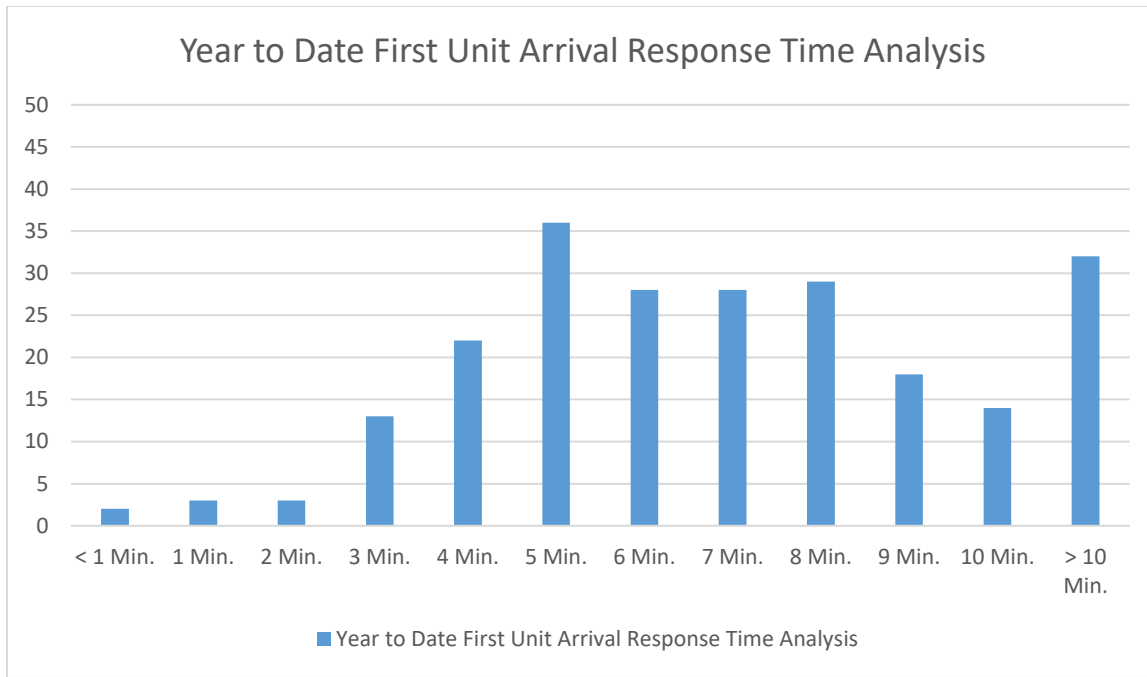
| | A-SHIFT | B-SHIFT | C-SHIFT |
|----------------------------------|---------------|---------------|---------------|
| 2020 | 78 | 63 | 45 |
| 2021 | 87 | 80 | 85 |
| DIFFERENCE FROM PRIOR YEAR | 11.54% | 26.98% | 88.89% |

APRIL CALLS BY SHIFT

| | A-SHIFT | B-SHIFT | C-SHIFT |
|----------------------------------|---------------|----------------|----------------|
| 2020 | 17 | 12 | 15 |
| 2021 | 32 | 30 | 35 |
| DIFFERENCE FROM PRIOR YEAR | 88.24% | 150.00% | 133.33% |

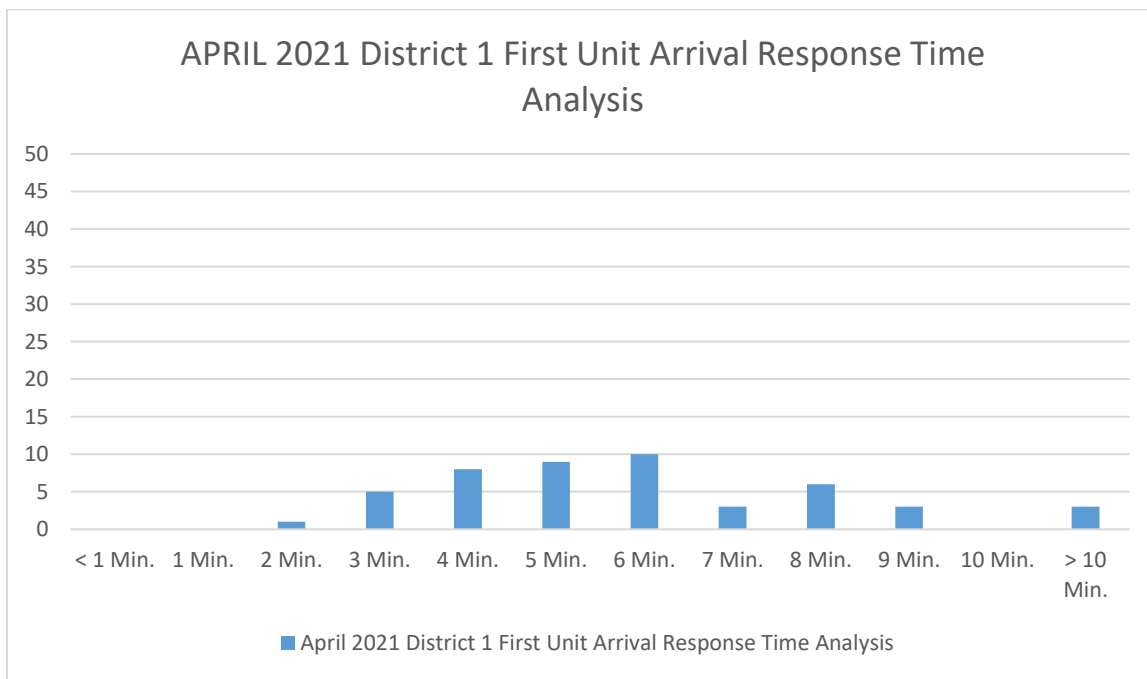
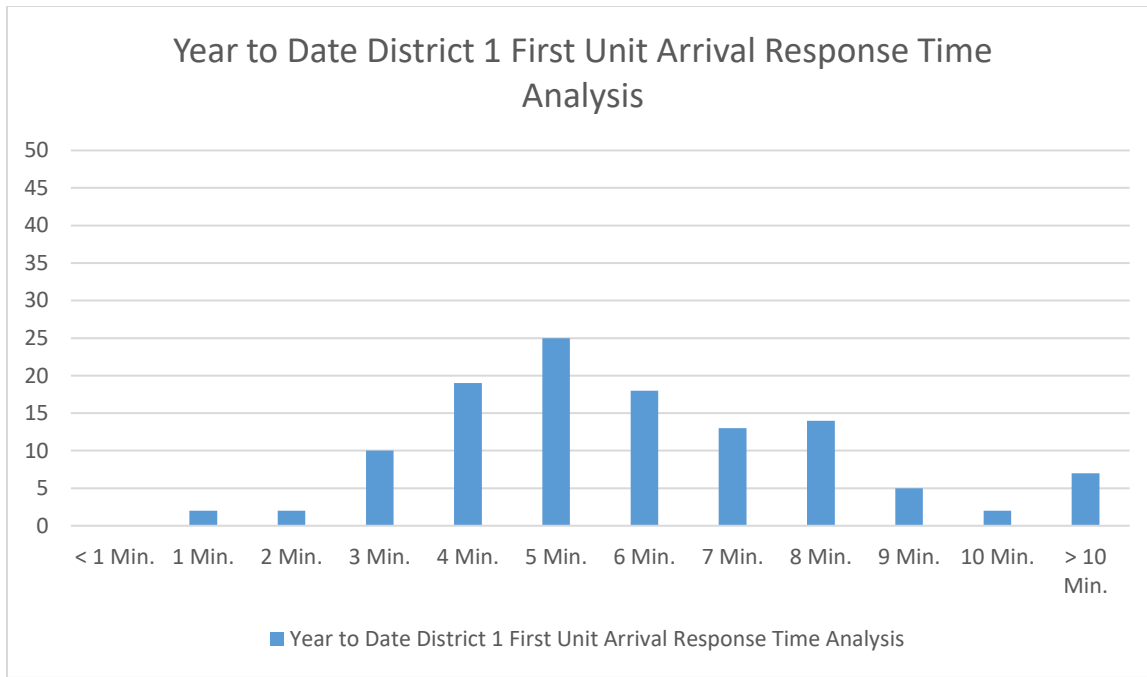


MONTHLY REPORT APRIL 2021



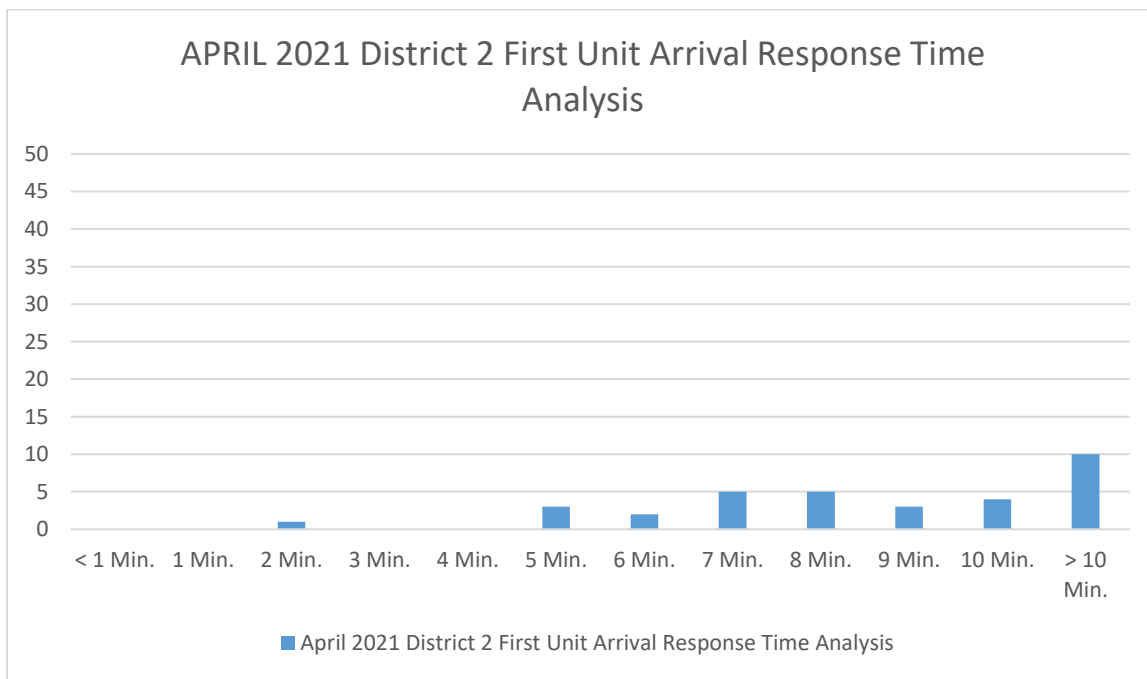
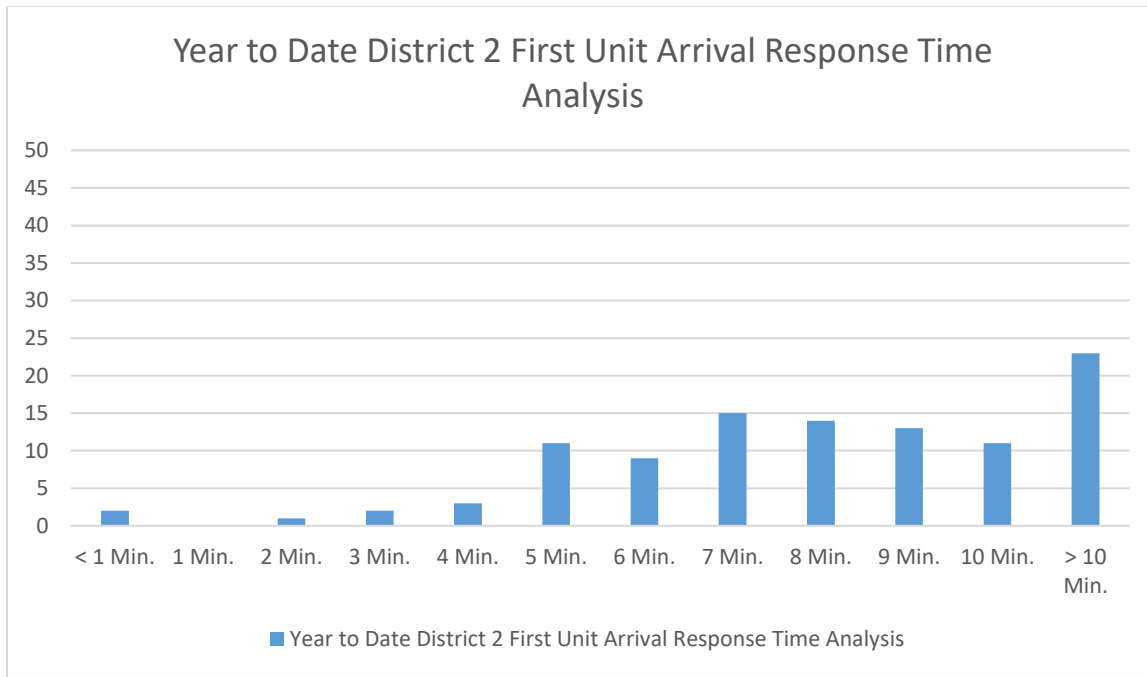


MONTHLY REPORT APRIL 2021





MONTHLY REPORT APRIL 2021





MONTHLY REPORT APRIL 2021

April 2021 All Calls



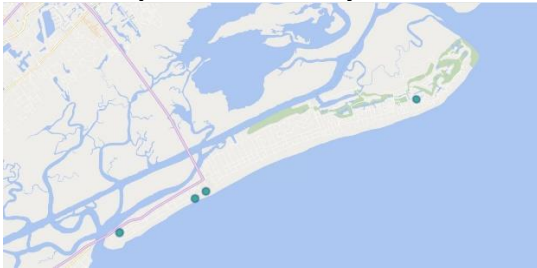
April 2021 EMS Calls



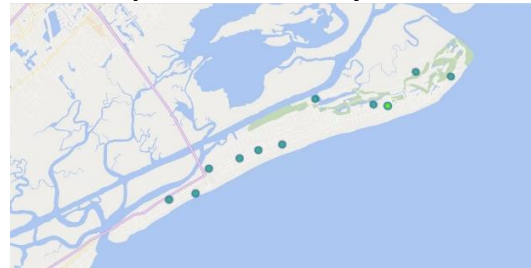


MONTHLY REPORT APRIL 2021

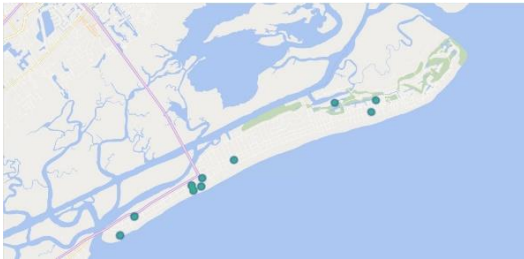
April 2021 Sunday Calls



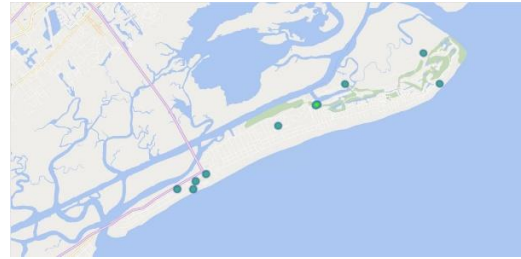
April 2021 Monday Calls



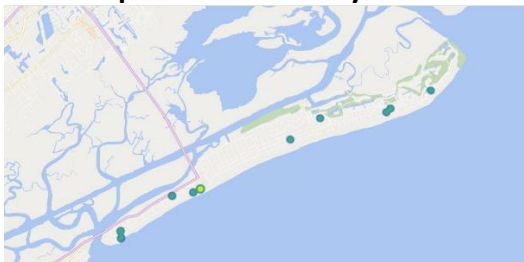
April 2021 Tuesday Calls



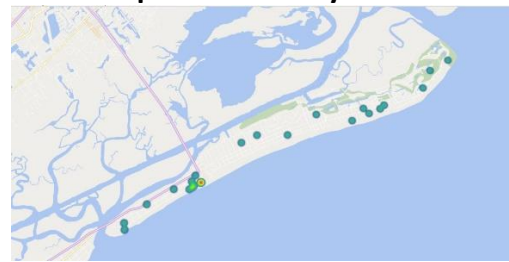
April 2021 Wednesday Calls



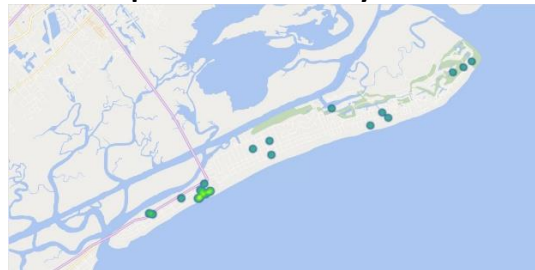
April 2021 Thursday Calls



April 2021 Friday Calls



April 2021 Saturday Calls





MONTHLY REPORT APRIL 2021

April 2021 Resident Calls



April 2021 Non-Resident Calls

