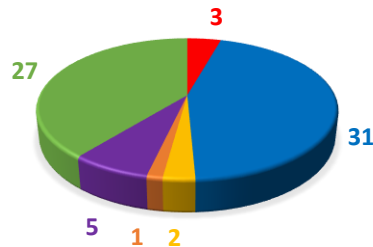




## MONTHLY REPORT MARCH 2021

### CALL CLASSIFICATIONS



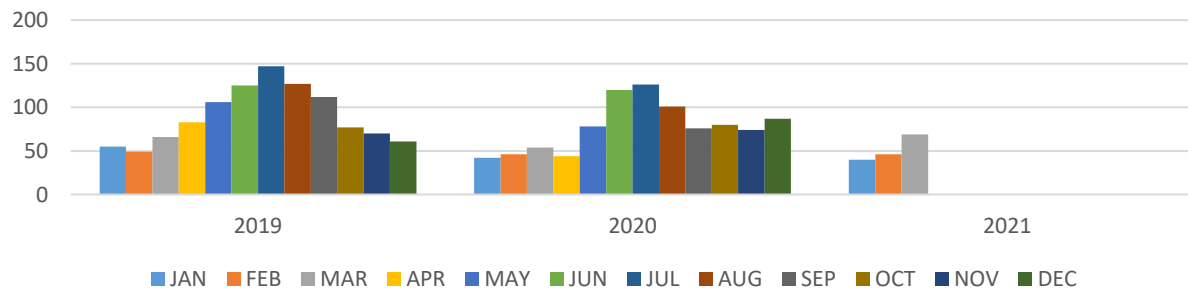
| FIRE | EMS | RESCUE | HAZ-MAT | SERVICE | OTHER |
|------|-----|--------|---------|---------|-------|
| 3    | 31  | 2      | 1       | 5       | 27    |

### YEAR TO DATE TOTAL CALLS

### MARCH TOTAL CALLS

|                               |       |        |
|-------------------------------|-------|--------|
| <b>2020</b>                   | 142   | 54     |
| <b>2021</b>                   | 155   | 69     |
| DIFFERENCE FROM<br>PRIOR YEAR | 9.15% | 27.78% |

### TOTAL CALLS BY MONTH



|      | JAN | FEB | MAR | APR | MAY | JUN | JUL | AUG | SEP | OCT | NOV | DEC |
|------|-----|-----|-----|-----|-----|-----|-----|-----|-----|-----|-----|-----|
| 2019 | 55  | 49  | 66  | 83  | 106 | 125 | 147 | 127 | 112 | 77  | 70  | 61  |
| 2020 | 42  | 46  | 54  | 44  | 78  | 120 | 126 | 101 | 76  | 80  | 74  | 87  |
| 2021 | 40  | 46  | 69  |     |     |     |     |     |     |     |     |     |



---

## **MONTHLY REPORT MARCH 2021**

### **NOTABLE EVENTS / CALL HIGHLIGHTS**

- 03/01/2021 The Isle of Palms Fire Department is continuing to maintain situational awareness concerning COVID-19. Personal protective equipment supplies are continually inventoried and restocked as needed. Staffing is being maintained with overtime being limited as best as possible.
- 03/01/2021 Mayor Carroll, City Administrator Fragoso, Chief Cornett, and Battalion Chief Hathaway met with South Carolina Department of Transportation's Secretary of Transportation Hall, Engineering Administrator Henderson, Director of Traffic Engineering Robert Perry, and Deputy Secretary Colvin in regards to parking configurations at Breach Inlet and Palm Boulevard between 22<sup>nd</sup> Avenue and 40<sup>th</sup> Avenue.
- 03/01/2021 Fire crews responded to a report of a kite surfer who was down and drifting near Breach Inlet. Personnel launched Jet-Ski 1001 on the Sullivan's Island side of the inlet. The kite surfer was able to get back up on his board and return to land prior to fire crews getting to him. All units cleared from the scene and returned back to service.
- 03/04/2021 Fire crews responded to a structure fire on Sullivan's Island. Isle of Palms Fire personnel assisted with interior operations to find the source of the smoke in the residence. It was found to be a faulty hot water heater. The propane tank for the residence and the power to the hot water heater were secured. Once all hazards were mitigated, all units cleared from the scene and returned back to service.
- 03/08/2021 Fire crews responded to a smell of propane on Sparrow Drive. While inspecting the area for the source of the smell, it was found that a battery on a nearby R.V. had overheated. The battery was disconnected and it was explained to the owner that the battery would need to be replaced. All units cleared from the scene and returned back to service.



---

## MONTHLY REPORT MARCH 2021

### NOTABLE EVENTS / CALL HIGHLIGHTS

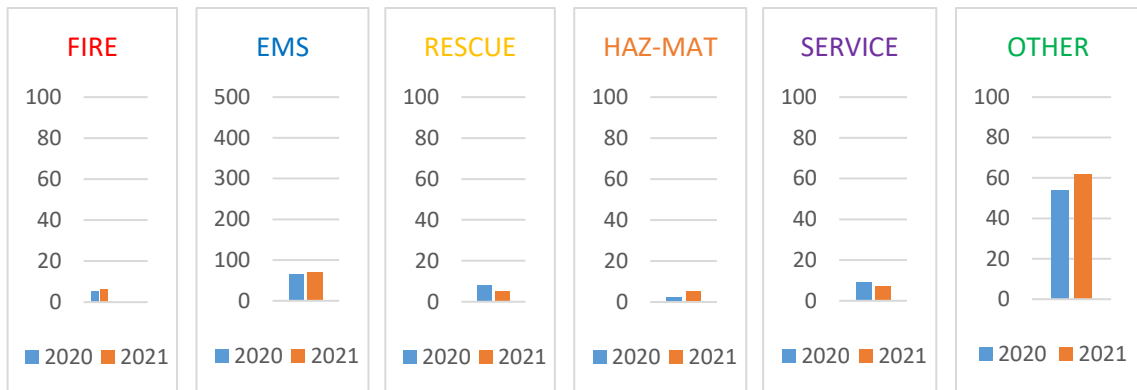
- 03/13/2021 Fire crews responded to investigate a smell of smoke at a restaurant on Ocean Boulevard. Personnel checked the business for any signs of heat or fire. It was found that the motor on one of the refrigerators overheated. Power to the appliance was disconnected and the manager was advised to have the unit properly prepared or replaced. All units cleared from the scene and returned back to service.
- 03/14/2021 Fire crews responded to 41<sup>st</sup> Avenue for a report of a motor vehicle accident. Three vehicles and a tree were involved (one vehicle was occupied by one person, the other two were parked and unoccupied). The occupant of the vehicle did not report any injuries, but due to the severity of the incident, the occupant was transported to the hospital to be seen by a physician. All units cleared from the scene and returned back to service.
- 03/18/2021 Fire crews responded to a possible structure fire on Intracoastal Court. Upon arrival, personnel were told by the homeowner that there was an odor of electrical smoke in the bathroom. An investigation by fire crews resulted in finding that a lightbulb that had been replaced earlier that day over the vanity and was not put back in the proper place which allowed the bulb to make contact and heat the wooden surface around the socket in the bathroom. Power was secured to the bathroom and it was explained to the homeowner to have an electrician look at the wiring to ensure that no further hazards existed. All units cleared from the scene and returned back to service.
- 03/31/2021 Fire crews responded to a smell of gas on Carolina Boulevard. Upon arrival the occupants of the home explained that there was a loud bang which may have been a nearby lightning strike, and then smelled gas in one of the bedrooms. A complete inspection of the residence was performed. During the walkthrough a gas grill was found on the third floor balcony which was piped from ground level. No signs of rupture or charring were found. The propane was secured to the grill and the property manager was informed to have the gas lines checked for possible leaks. All units cleared from the scene and returned back to service.



## MONTHLY REPORT MARCH 2021

### INCIDENT TYPE

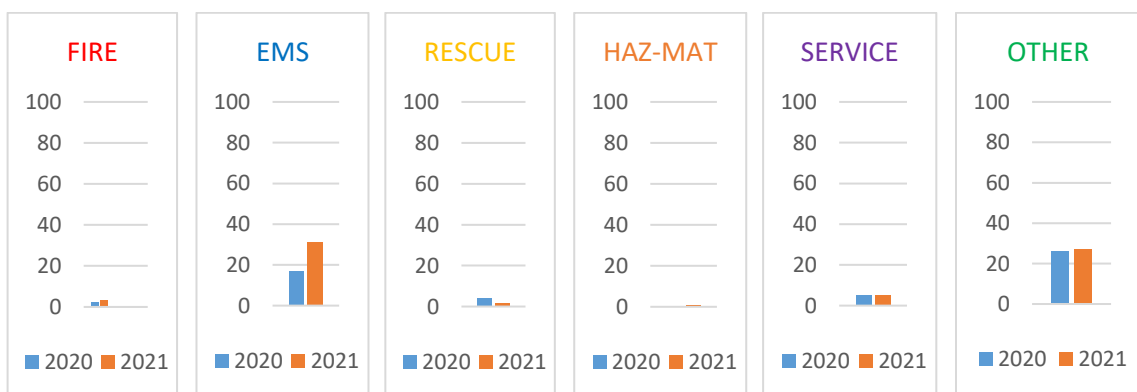
#### ANNUAL YEAR TO DATE ANALYTIC COMPARISONS



|                            |        |       |         |         |         |        |
|----------------------------|--------|-------|---------|---------|---------|--------|
| 2020                       | 5      | 64    | 8       | 2       | 9       | 54     |
| 2021                       | 6      | 70    | 5       | 5       | 7       | 62     |
| DIFFERENCE FROM PRIOR YEAR | 20.00% | 9.38% | -37.50% | 150.00% | -22.22% | 14.81% |

### INCIDENT TYPE

#### MARCH MONTHLY ANALYTIC COMPARISONS



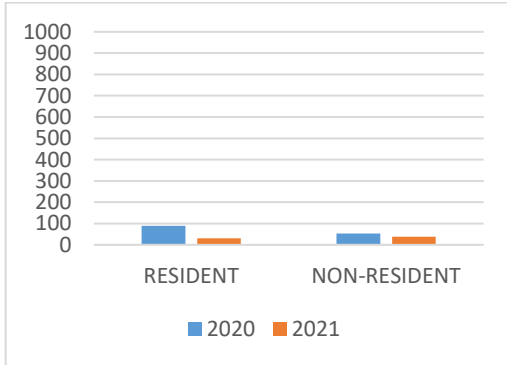
|                            |        |        |         |              |       |       |
|----------------------------|--------|--------|---------|--------------|-------|-------|
| 2020                       | 2      | 17     | 4       | 0            | 5     | 26    |
| 2021                       | 3      | 31     | 2       | 1            | 5     | 27    |
| DIFFERENCE FROM PRIOR YEAR | 50.00% | 82.35% | -50.00% | !Zero Divide | 0.00% | 3.85% |



## MONTHLY REPORT MARCH 2021

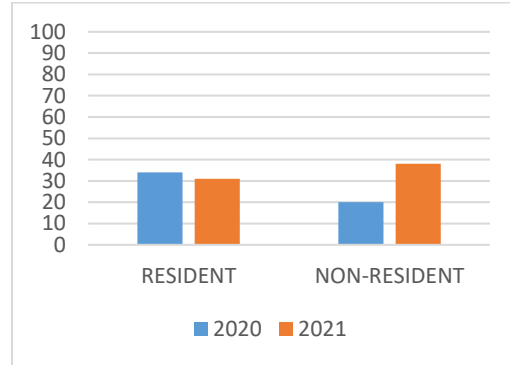
### RESIDENCY TYPE ANALYTIC COMPARISONS

#### ANNUAL YEAR TO DATE TOTAL CALLS



|                            |                |                |
|----------------------------|----------------|----------------|
| <b>2020</b>                | <b>89</b>      | <b>53</b>      |
| <b>2021</b>                | <b>31</b>      | <b>38</b>      |
| DIFFERENCE FROM PRIOR YEAR | <b>-65.17%</b> | <b>-28.30%</b> |

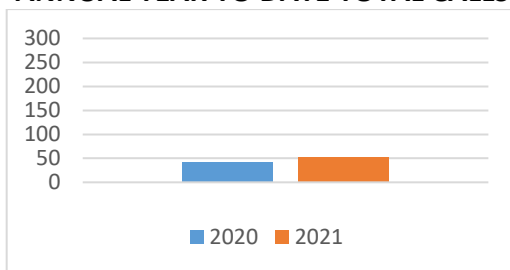
#### MARCH MONTHLY TOTAL CALLS



|                            |               |               |
|----------------------------|---------------|---------------|
| <b>2020</b>                | <b>34</b>     | <b>20</b>     |
| <b>2021</b>                | <b>31</b>     | <b>38</b>     |
| DIFFERENCE FROM PRIOR YEAR | <b>-8.82%</b> | <b>90.00%</b> |

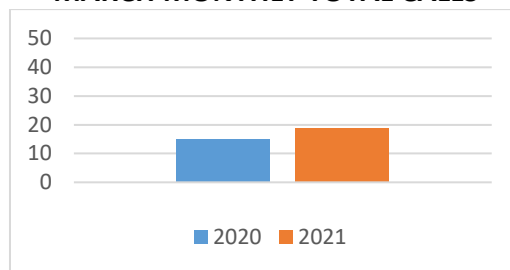
### TOTAL CALLS IN WILD DUNES

#### ANNUAL YEAR TO DATE TOTAL CALLS



|                            |               |
|----------------------------|---------------|
| <b>2020</b>                | <b>42</b>     |
| <b>2021</b>                | <b>52</b>     |
| DIFFERENCE FROM PRIOR YEAR | <b>23.81%</b> |

#### MARCH MONTHLY TOTAL CALLS

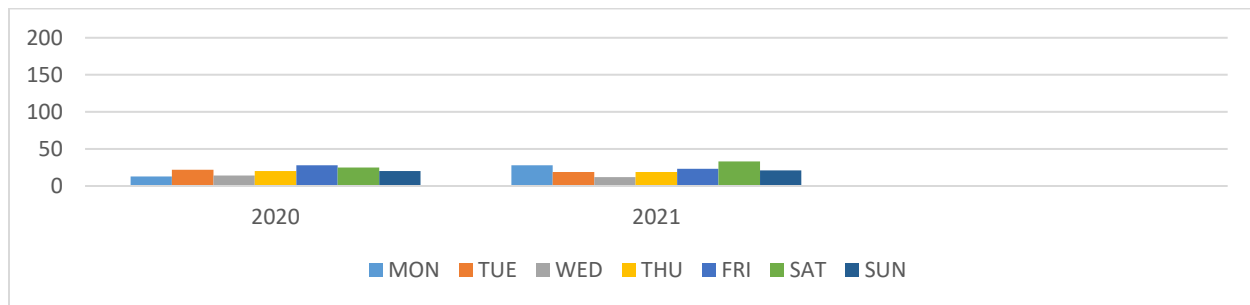


|                            |               |
|----------------------------|---------------|
| <b>2020</b>                | <b>15</b>     |
| <b>2021</b>                | <b>19</b>     |
| DIFFERENCE FROM PRIOR YEAR | <b>26.67%</b> |



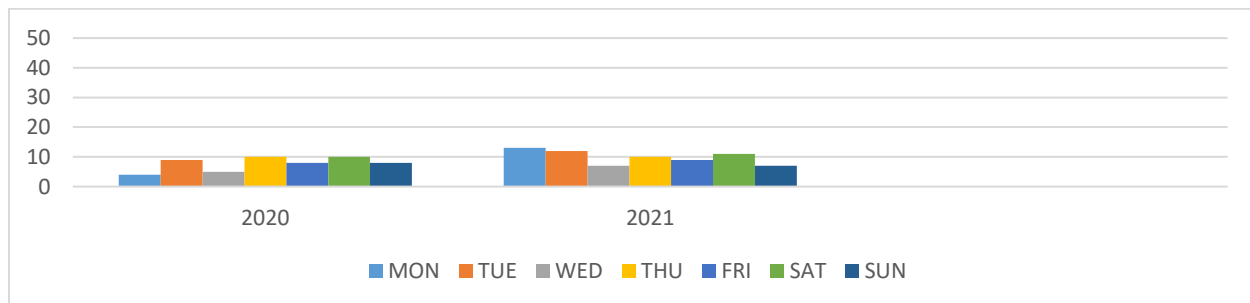
## MONTHLY REPORT MARCH 2021

### YEAR TO DATE CALLS BY DAY OF THE WEEK



|                                   | MON            | TUE            | WED            | THUR          | FRI            | SAT           | SUN          |
|-----------------------------------|----------------|----------------|----------------|---------------|----------------|---------------|--------------|
| <b>2020</b>                       | 13             | 22             | 14             | 20            | 28             | 25            | 20           |
| <b>2021</b>                       | 28             | 19             | 12             | 19            | 23             | 33            | 21           |
| <b>DIFFERENCE FROM PRIOR YEAR</b> | <b>115.38%</b> | <b>-13.64%</b> | <b>-14.29%</b> | <b>-5.00%</b> | <b>-17.86%</b> | <b>32.00%</b> | <b>5.00%</b> |

### MARCH CALLS BY DAY OF THE WEEK



|                                   | MON            | TUE           | WED           | THUR         | FRI           | SAT           | SUN            |
|-----------------------------------|----------------|---------------|---------------|--------------|---------------|---------------|----------------|
| <b>2020</b>                       | 4              | 9             | 5             | 10           | 8             | 10            | 8              |
| <b>2021</b>                       | 13             | 12            | 7             | 10           | 9             | 11            | 7              |
| <b>DIFFERENCE FROM PRIOR YEAR</b> | <b>225.00%</b> | <b>33.33%</b> | <b>40.00%</b> | <b>0.00%</b> | <b>12.50%</b> | <b>10.00%</b> | <b>-12.50%</b> |



## MONTHLY REPORT MARCH 2021

### YEAR TO DATE CALLS BY DISTRICT

|                            | DISTRICT 1 | DISTRICT 2 | OUT OF JURISDICTION |
|----------------------------|------------|------------|---------------------|
| <b>2020</b>                | 77         | 58         | 7                   |
| <b>2021</b>                | 35         | 32         | 2                   |
| DIFFERENCE FROM PRIOR YEAR | -54.55%    | -44.83%    | -71.43%             |

### MARCH CALLS BY DISTRICT

|                            | DISTRICT 1 | DISTRICT 2 | OUT OF JURISDICTION |
|----------------------------|------------|------------|---------------------|
| <b>2020</b>                | 30         | 23         | 1                   |
| <b>2021</b>                | 35         | 32         | 2                   |
| DIFFERENCE FROM PRIOR YEAR | 16.67%     | 39.13%     | 100.00%             |

### YEAR TO DATE CALLS BY SHIFT

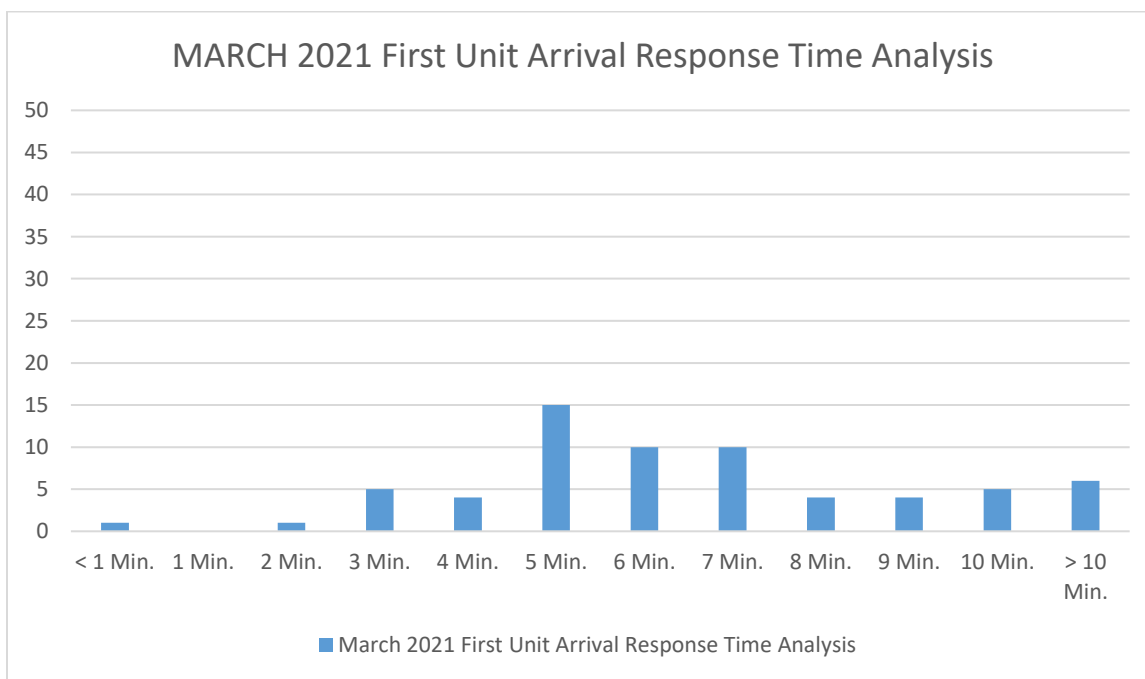
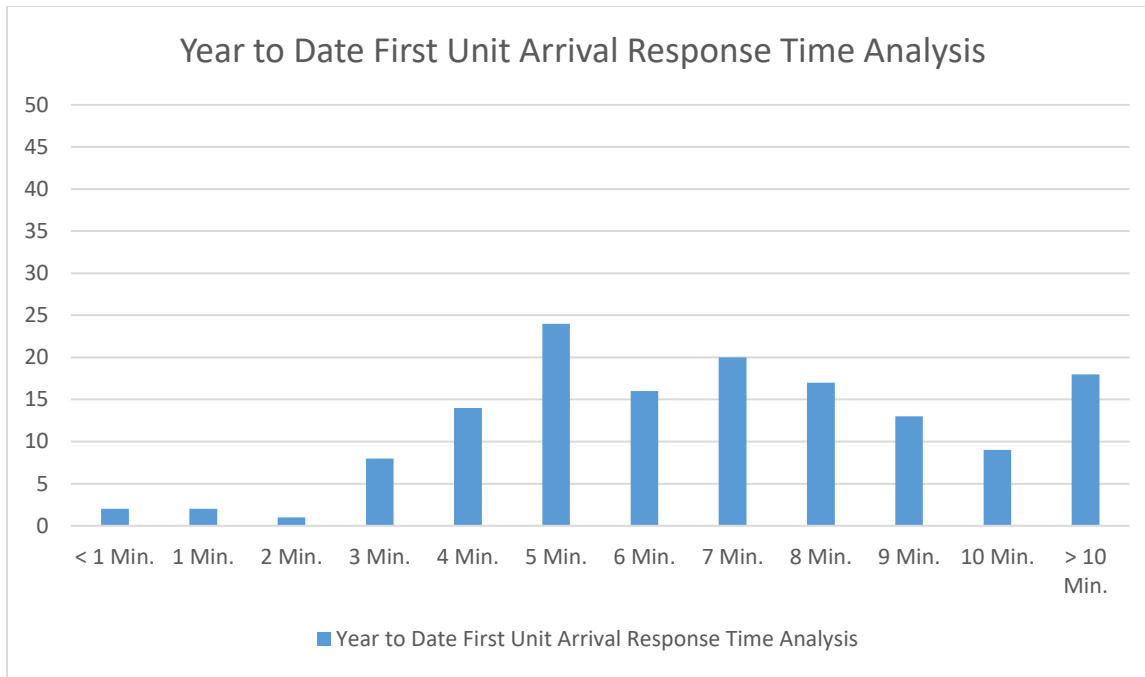
|                            | A-SHIFT | B-SHIFT | C-SHIFT |
|----------------------------|---------|---------|---------|
| <b>2020</b>                | 61      | 51      | 30      |
| <b>2021</b>                | 55      | 50      | 50      |
| DIFFERENCE FROM PRIOR YEAR | -9.84%  | -1.96%  | 66.67%  |

### MARCH CALLS BY SHIFT

|                            | A-SHIFT | B-SHIFT | C-SHIFT |
|----------------------------|---------|---------|---------|
| <b>2020</b>                | 22      | 18      | 14      |
| <b>2021</b>                | 27      | 23      | 19      |
| DIFFERENCE FROM PRIOR YEAR | 22.73%  | 27.78%  | 35.71%  |

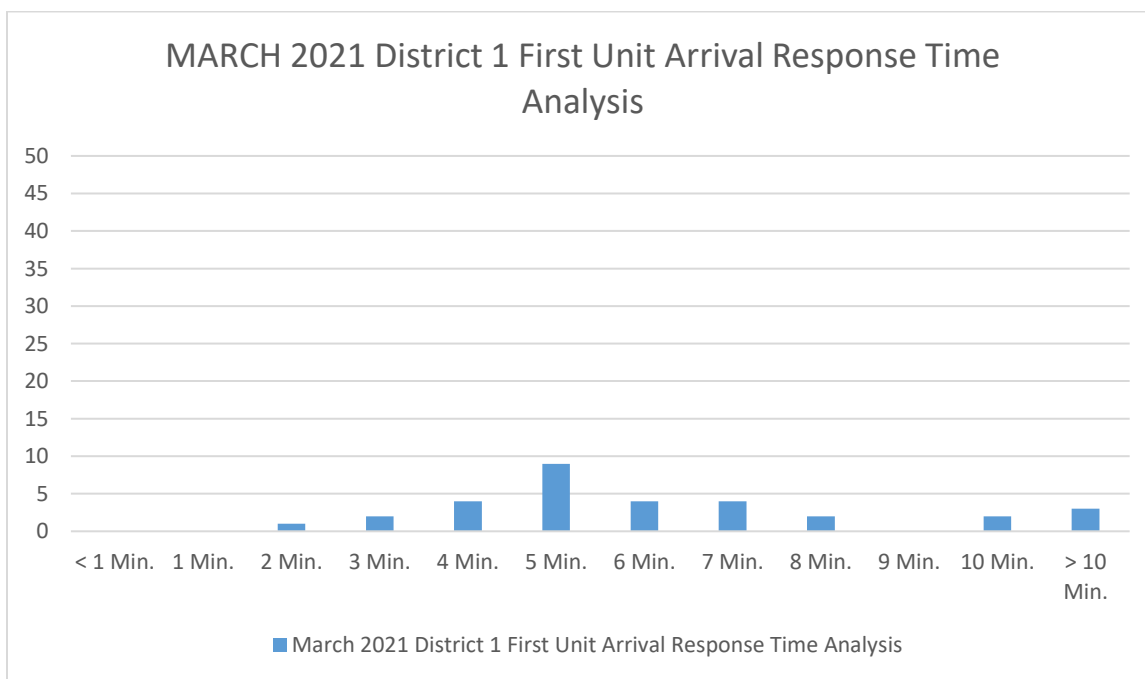
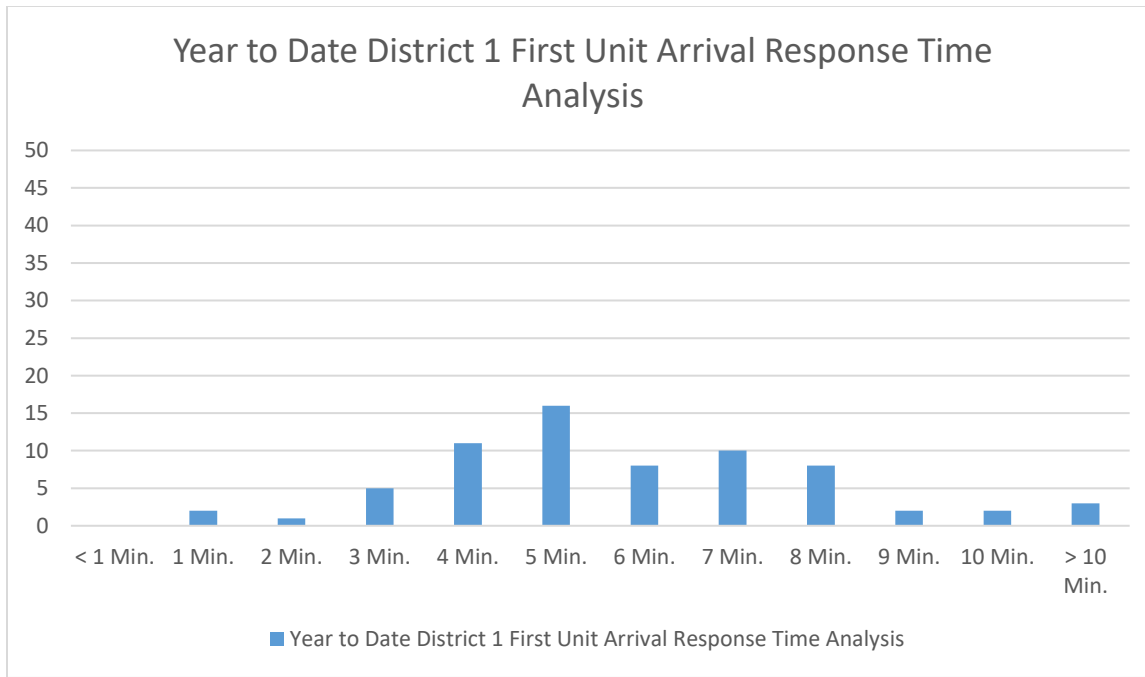


## MONTHLY REPORT MARCH 2021





## MONTHLY REPORT MARCH 2021





## MONTHLY REPORT MARCH 2021

