



Isle of Palms Fire Department

Monthly Report

January 2018

Isle of Palms Fire Department
Table of Contents
January 2018

Call Summary Report	1
Call Report	2-3
Call Report for Wild Dunes	4
EMS Response Report	5-8
Incident Report	9
Supplemental Activities	10
Call Classification Breakdown	11-14
Pre-Incident Surveys	15
Fire Inspection Report	16
Training Report	17-18
Water Usage	19-20
Maintenance Report	21
Personnel Report	22
Volunteer Activity Report	23
Public Relations Report	24
Special Operations Vehicle Usage Log	25
Overtime Report	26

Isle of Palms Fire Department
Call Summary Report
January 2018

- 1/3/18 Personnel responded to a report of an auto accident at Palm Boulevard at 6th Avenue. Upon arrival, crews found one vehicle that struck a telephone pole as a result of icy road conditions. There were no injuries resulting from the crash. Fire crews secured the vehicle and obtained the necessary information from the driver. The scene was turned over to Isle of Palms Police personnel. All units returned to service.
- 1/22/18 Personnel responded to a report of an outside fire at the Sea Cabins beside the pool area. Upon arrival, fire crews found a small area of pine straw actively burning. The fire was extinguished using a water extinguisher. It was found that a wire going to an exterior light had worn sheathing which ignited the pine straw. The wire was disconnected to prevent further incidents. Property management was notified of the issue. All units returned to service.

Isle of Palms Fire Department

Call Report

January 2018

Date	Dist.	Type of Call	Status	Location
1/2/2018	1	Unintentional False	Resident	1004 Ocean Boulevard
1/2/2018	2	Service Call	Resident	202 Forest Trail
1/2/2018	1	Service Call	Resident	501 Carolina Boulevard
1/2/2018	1	Service Call	Resident	8 Beachside Drive
1/3/2018	1	Unclassified	Resident	6 Chapman Avenue
1/3/2018	1	Unclassified	Resident	21 24th Avenue
1/3/2018	1	Assist Police	Resident	21st Avenue and Waterway Boulevard
1/3/2018	1	Service Call	Resident	6th Avenue and Palm Boulevard
1/3/2018	2	Service Call	Resident	23 Beachwood West
1/4/2018	2	Alarm Malfunction	Resident	9510 Palmetto Drive
1/4/2018	1	Public Assist	Resident	17 24th Avenue
1/4/2018	1	Station Tour	Resident	30 J.C. Long Boulevard
1/4/2018	2	EMS Assist	Resident	35 Fairway Oaks Lane
1/4/2018	1	Service Call	Resident	1004 Ocean Boulevard
1/4/2018	2	Service Call	Resident	1 50th Avenue
1/4/2018	2	Service Call	Resident	7 Twin Oaks Lane
1/5/2018	2	Service Call	Resident	25 Sand Dollar Drive
1/5/2018	2	EMS Assist	Resident	221 Forest Trail
1/5/2018	1	EMS Assist	Non-Resident	30 J.C. Long Boulevard
1/5/2018	1	EMS Assist	Resident	606 Palm Boulevard
1/5/2018	1	Service Call	Resident	606 Palm Boulevard
1/6/2018	1	Public Assist	Non-Resident	30 J.C. Long Boulevard
1/7/2018	2	Locked-In, Trapped	Resident	30 Morgan Cove Drive
1/7/2018	OOJ	Unclassified	Non-Resident	Mount Pleasant
1/7/2018	OOJ	Service Call	Non-Resident	Mount Pleasant
1/7/2018	2	Smoke Detector	Resident	30 Morgan Cove Drive
1/7/2018	2	Service Call	Resident	3501 Hartnett Boulevard
1/7/2018	1	Service Call	Resident	37 21st Avenue
1/8/2018	1	EMS Assist	Resident	200 Charleston Boulevard
1/8/2018	1	Service Call	Resident	1116 Ocean Boulevard
1/8/2018	2	Service Call	Resident	12 Fairway Oaks Lane
1/8/2018	2	Unclassified	Resident	17 Hidden Green Lane
1/9/2018	1	Alarm Malfunction	Resident	1010 Ocean Boulevard
1/10/2018	1	Unintentional False	Resident	9 31st Avenue
1/10/2018	2	Unclassified	Resident	3401 Hartnett Boulevard
1/11/2018	2	EMS Assist	Resident	3401 Hartnett Boulevard
1/12/2018	2	Alarm Malfunction	Resident	9510 Palmetto Drive
1/12/2018	1	Service Call	Resident	22 31st Avenue
1/12/2018	1	Unclassified	Resident	31 J.C. Long Boulevard
1/13/2018	1	Unclassified	Non-Resident	36 J.C. Long Boulevard
1/13/2018	1	Unclassified	Non-Resident	36 J.C. Long Boulevard
1/13/2018	2	Alarm Malfunction	Resident	5802 Palmetto Drive
1/13/2018	OOJ	Service Call	Non-Resident	Mount Pleasant
1/14/2018	2	Service Call	Non-Resident	Beach at 200 Grand Pavilion
1/14/2018	1	EMS Assist	Resident	14 Seahorse Court
1/16/2018	2	EMS Assist	Resident	11 56th Avenue
1/16/2018	OOJ	Move-Up	Non-Resident	Sullivan's Island
1/17/2018	OOJ	Move-Up	Non-Resident	Sullivan's Island
1/18/2018	1	Unintentional False	Resident	408 Merritt Boulevard
1/18/2018	OOJ	Public Assist	Non-Resident	Mount Pleasant

Isle of Palms Fire Department

Call Report

January 2018

Date	Dist.	Type of Call	Status	Location
1/18/2018	1	EMS Assist	Non-Resident	Ocean Boulevard at 3rd Avenue
1/20/2018	2	Unintentional False	Resident	5802 Palmetto Drive
1/21/2018	1	EMS Assist	Resident	1517 Palm Boulevard, Unit A & B
1/22/2018	1	Brush, Grass, Leaves	Resident	1300 Ocean Boulevard
1/22/2018	2	EMS Assist	Resident	11 56th Avenue
1/22/2018	1	Service Call	Non-Resident	1140 Ocean Boulevard
1/24/2018	1	EMS Assist	Resident	5 Chapman Avenue
1/24/2018	1	EMS Assist	Resident	17 31st Avenue
1/24/2018	1	EMS Assist	Resident	8 32nd Avenue
1/25/2018	1	Public Education	Resident	1004 Ocean Boulevard
1/26/2018	2	EMS Assist	Resident	108 Sparrow Drive
1/26/2018	2	Unclassified	Resident	35 Fairway Oaks Lane
1/29/2018	2	EMS Assist	Non-Resident	2 Edgewater Alley
1/30/2018	1	Alarm Malfunction	Resident	103 Palm Boulevard
1/31/2018	1	Unintentional False	Resident	103 Palm Boulevard

Total Calls	65
District 1	35
District 2	24
OOJ/Mutual Aid	6

Resident	51
Non-Resident	14

Total EMS Calls	16
District 1	13
District 2	3
OOJ/Mutual Aid	0

Resident	13
Non-Resident	3

Patients Seen	16
---------------	----

Isle of Palms Fire Department
Call Report for Wild Dunes
January 2018

Date	Dist.	Type of Call	Status	Location
1/3/2018	2	Service Call	Resident	23 Beachwood West
1/4/2018	2	Alarm Malfunction	Resident	9510 Palmetto Drive
1/4/2018	2	EMS Assist	Resident	35 Fairway Oaks Lane
1/4/2018	2	Service Call	Resident	7 Twin Oaks Lane
1/5/2018	2	Service Call	Resident	25 Sand Dollar Drive
1/7/2018	2	Locked-In, Trapped	Resident	30 Morgan Cove Drive
1/7/2018	2	Smoke Detector	Resident	30 Morgan Cove Drive
1/8/2018	2	Service Call	Resident	12 Fairway Oaks Lane
1/8/2018	2	Unclassified	Resident	17 Hidden Green Lane
1/12/2018	2	Alarm Malfunction	Resident	9510 Palmetto Drive
1/13/2018	2	Alarm Malfunction	Resident	5802 Palmetto Drive
1/14/2018	2	Service Call	Non-Resident	Beach at 200 Grand Pavilion
1/20/2018	2	Unintentional False	Resident	5802 Palmetto Drive
1/26/2018	2	Unclassified	Resident	35 Fairway Oaks Lane
1/29/2018	2	EMS Assist	Non-Resident	2 Edgewater Alley

Total Calls 15

Resident 13


Non-Resident 2

Total EMS Calls 2

Resident 1

Non-Resident 1

Patients Seen 2



Charleston County Consolidated 9-1-1 Center

Isle of Palms Fire Department

Medical Assist Calls Report

January 2018

Incident Number	Response Date	Address	Problem	Jurisdiction	Unit	Time 1st Unit Assigned	Time 1st Unit Arrived	Elapsed
18-0000887	01/03/2018	5th Av / Palm Blvd	*Accident_Traffic_Transp	Isle of Palms FD_IPFD	EMS	16:32:42		
					IPFD	16:32:51	16:35:39	02:48
18-0001211	01/04/2018	Fairway Oaks Ln	Stroke C 01	Isle of Palms FD_IPFD	EMS	13:40:56	14:04:53	23:57
					IPFD	13:21:49	13:36:29	14:40
18-0001493	01/05/2018	Forest Tr	Breathing Problems D 02	Isle of Palms FD_IPFD	EMS	9:32:10	9:44:52	12:42
					IPFD	9:32:10	9:38:24	06:14
18-0001648	01/05/2018	Palm Blvd	Unknown Problem_Man Down B 02	Isle of Palms FD_IPFD	EMS	16:31:14		
					IPFD	16:31:14	16:36:18	05:04
18-0002223	01/07/2018	Eden Rd	Falls A 02	Awendaw FD_AWFD	EMS	12:43:01	13:06:56	23:55
					IPFD	12:43:01	13:14:14	31:13
18-0002244	01/07/2018	Coleman Blvd	Accident_Traffic_Transp B 01	Mt Pleasant FD_MPFD	EMS	13:37:16		
					IPFD	13:36:15	13:36:15	00:00
18-0002429	01/08/2018	Charleston Blvd	Falls A 02	Isle of Palms FD_IPFD	EMS	7:26:03	7:34:02	07:59

Incident Number	Response Date	Address	Problem	Jurisdiction	Unit	Time 1st Unit Assigned	Time 1st Unit Arrived	Elapsed
18-0002656	01/08/2018	HIDDEN GREEN LN	Unknown Problem_Man Down B 02	Isle of Palms FD	IPFD	7:26:03	7:33:31	07:28
					EMS	21:40:32		
18-0003224	01/10/2018	Hartnett Blvd	Psych_Abn Behav_Suicide B 03	Isle of Palms FD	IPFD	21:40:32		
					EMS	23:40:44		
					IPFD	23:40:44		
18-0003234	01/11/2018	Hartnett Blvd	Psych_Abn Behav_Suicide B 01	Isle of Palms FD	IPFD	0:34:57	0:47:37	12:40
					EMS	0:34:57		
18-0003596	01/12/2018	31st Av	Falls A 04	Isle of Palms FD	IPFD	0:34:57	0:44:27	09:30
					EMS	10:38:47		
					IPFD	10:38:47	10:42:17	03:30
18-0003780	01/12/2018	J C Long Blvd	*Convulsions_Seizures	Isle of Palms FD	IPFD	20:32:59		
					EMS	20:32:59		
18-0004207	01/14/2018	Seahorse Ct	Sick Person O 07	Isle of Palms FD	IPFD	12:50:06	12:58:11	08:05
					EMS	12:50:06		
					IPFD	12:50:06	12:58:23	08:17
18-0004559	01/16/2018	56th Av	Sick Person B 01	Isle of Palms FD	IPFD	2:36:00	2:49:01	13:01
					EMS	2:36:00		
					IPFD	2:36:00	2:48:02	12:02
18-0005009	01/18/2018	Merritt Blvd	Unknown Problem_Man Down B 02	Isle of Palms FD	IPFD	7:32:12	7:38:07	05:55
					EMS	7:32:12		
					IPFD	7:32:12	7:37:24	05:12
18-0005156	01/18/2018	Ocean Blvd / 3rd Av	Sick Person B 01	Isle of Palms FD	IPFD			
					EMS			

Incident Number	Response Date	Address	Problem	Jurisdiction	Unit	Time 1st Unit Assigned	Time 1st Unit Arrived	Elapsed
18-0005754	01/21/2018	Palm Blvd	Falls B 01	Isle of Palms FD_IPFD	EMS	18:34:09	18:44:44	10:35
				Isle of Palms FD_IPFD	IPFD	18:34:09	18:39:32	05:23
18-0006019	01/22/2018	56th Av	Psych_Abn Behav_Suicide B 06	Isle of Palms FD_IPFD	EMS	14:01:51	14:19:45	17:54
				Isle of Palms FD_IPFD	IPFD	14:01:51	14:12:49	10:58
18-0006361	01/24/2018	Chapman Av	Sick Person A 11	Isle of Palms FD_IPFD	EMS	0:36:47	0:47:40	10:53
				Isle of Palms FD_IPFD	IPFD	0:36:47	0:45:56	09:09
18-0006390	01/24/2018	31st Av	Sick Person O 06	Isle of Palms FD_IPFD	EMS	6:44:21	6:58:34	14:13
				Isle of Palms FD_IPFD	IPFD	6:44:21	6:55:40	11:19
18-0006501	01/24/2018	32nd Av	Falls A 03	Isle of Palms FD_IPFD	EMS	16:56:11	17:09:58	13:47
				Isle of Palms FD_IPFD	IPFD	16:56:11	17:03:08	06:57
18-0006904	01/26/2018	Sparrow Dr	Chest Pain C 01	Isle of Palms FD_IPFD	EMS	8:37:48	8:47:56	10:08
				Isle of Palms FD_IPFD	IPFD	8:37:48	8:41:58	04:10
18-0007628	01/29/2018	Edgewater Aly	Falls A 03	Isle of Palms FD_IPFD	EMS	8:19:21	8:34:43	15:22
				Isle of Palms FD_IPFD	IPFD	8:19:21	8:24:13	04:52

Incident Number Response Date Address Problem Jurisdiction Unit Time 1st Unit Assigned Time 1st Unit Arrived Elapsed

Number of Incidents when EMS arrived AtScene: 15 EMS Average: 13:24

Number of Incidents when IPFD arrived AtScene: 20 IPFD Average: 08:49

Isle of Palms Fire Department

Incident Report

January 2018

Situation Found	Total	Dist. 1	Dist. 2	Mutual Aid/OOJ	Year-to-Date 2017	Total January 2017	Year-to-Date 2017
Total Alarms for Month	65	35	24	6	65	42	42
Structure Fire	0	0	0	0	0	0	0
Outside Structure Fire	0	0	0	0	0	0	0
Vehicle Fire	0	0	0	0	0	0	0
Brush, Grass, Leaves	1	1	0	0	1	1	1
Trash, Rubbish	0	0	0	0	0	0	0
Explosion - No Fire	0	0	0	0	0	0	0
Spill, with Fire	0	0	0	0	0	0	0
Other Fires	0	0	0	0	0	0	0
Overpressure, Rupture	0	0	0	0	0	0	0
Emergency Medical Call	16	9	7	0	16	17	17
Locked-In, Trapped	1	0	1	0	1	1	1
Search	0	0	0	0	0	2	2
Extrication	0	0	0	0	0	0	0
Rescue	0	0	0	0	0	1	1
Spill, Leak - No Fire	0	0	0	0	0	1	1
Power Line Down	0	0	0	0	0	1	1
Electrical	0	0	0	0	0	0	0
Aircraft Stand-by	0	0	0	0	0	0	0
Chemical Spill	0	0	0	0	0	0	0
Hazardous Condition	0	0	0	0	0	0	0
Water Removal	0	0	0	0	0	0	0
Smoke Removal	0	0	0	0	0	0	0
Animal Rescue	0	0	0	0	0	0	0
Assist Police	1	1	0	0	1	0	0
Unauthorized Burning	0	0	0	0	0	1	1
Move-Up	2	0	0	2	2	0	0
Service Call	19	9	8	2	19	2	2
Smoke Scare	0	0	0	0	0	1	1
Controlled Burn	0	0	0	0	0	0	0
Steam, Mistaken for Smoke	0	0	0	0	0	0	0
Malicious False	0	0	0	0	0	0	0
Bomb Scare	0	0	0	0	0	0	0
Alarm Malfunction	5	2	3	0	5	3	3
Unintentional False	5	4	1	0	5	3	3
Unclassified	9	5	3	1	9	3	3
Supplemental	6	4	1	1	6	5	5

Total Patients Seen 2018

16

All incidents are listed in accordance with the National Fire Incident Reporting System.

Mutual Aid/OOJ = Mutual Aid and Out of Jurisdiction calls

Isle of Palms Fire Department

Supplemental Activity Report

January 2018

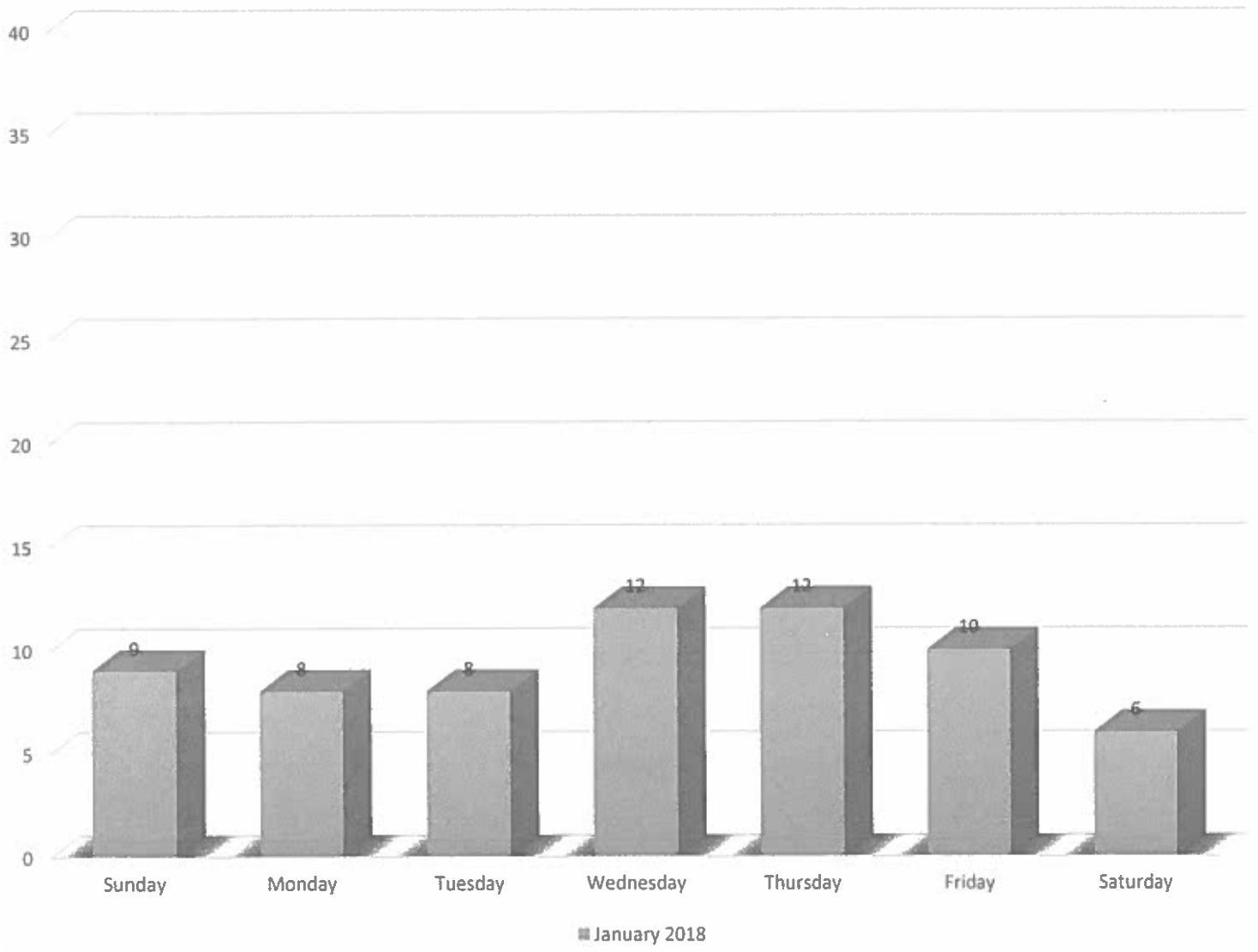
Type of Call	Total	District 1	District 2	Mutual Aid/OOJ	Year-to- Date 2018	Total January 2017	Year-to- Date 2017
Total for the Month	6	4	1	1	6	5	5
Smoke Detector	1	0	1	0	1	1	1
Station Tour	1	1	0	0	1	1	1
Public Education	1	1	0	0	1	0	0
Public Appearance	0	0	0	0	0	0	0
Assist Motorist	0	0	0	0	0	0	0
Public Assist	3	2	0	1	3	3	3
Other	0	0	0	0	0	0	0

Isle of Palms Fire Department

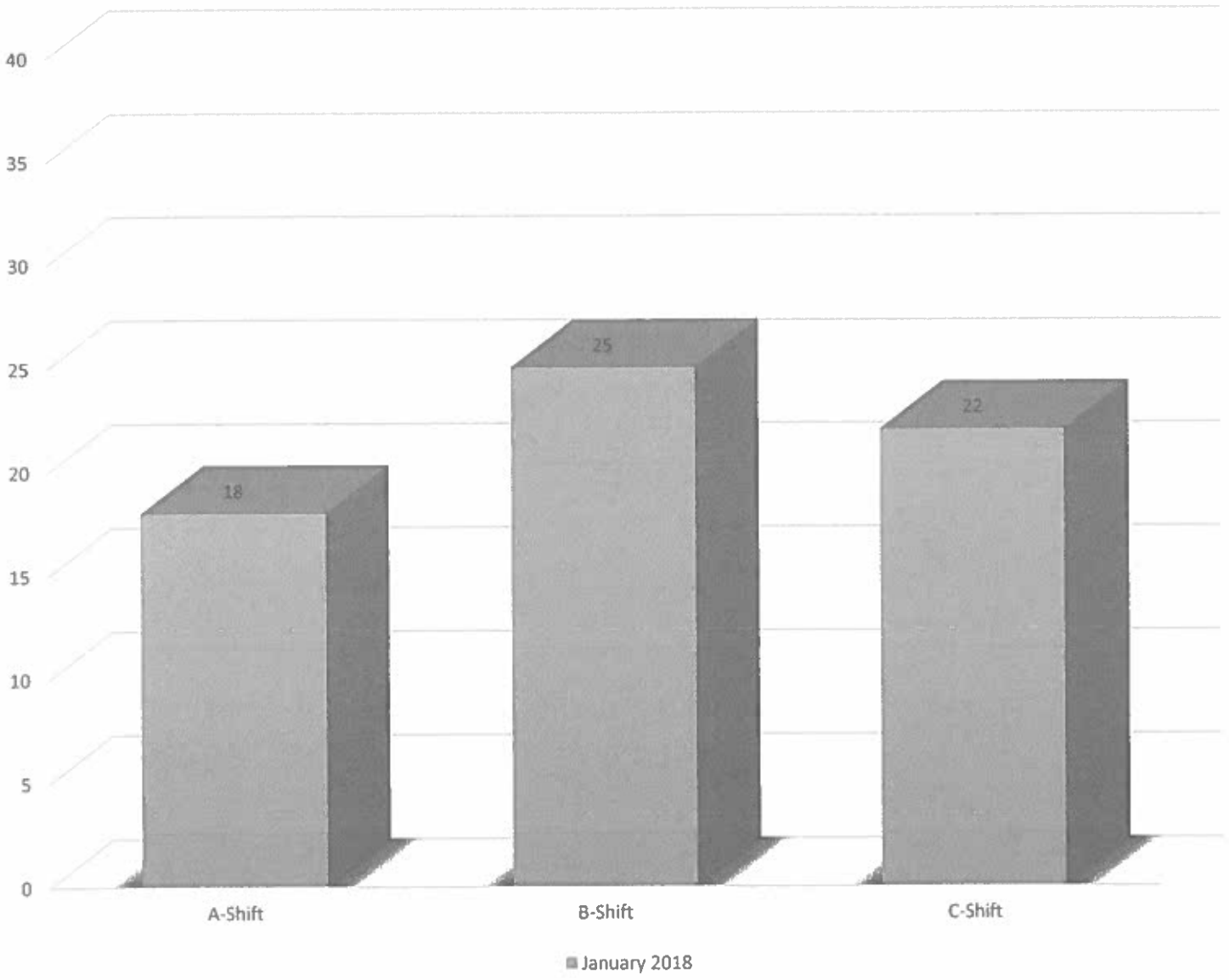
Call Classification Breakdown

2005	Jan.	Feb.	Mar.	Apr.	May	June	July	Aug.	Sep.	Oct.	Nov.	Dec.	Total
Resident	30	29	27	26	30	29	46	45	31	44	32	22	391
Non-Resident	5	20	19	39	40	52	98	74	38	20	17	14	436
Total	35	49	46	65	70	81	144	119	69	64	49	36	827
2006	Jan.	Feb.	Mar.	Apr.	May	June	July	Aug.	Sep.	Oct.	Nov.	Dec.	Total
Resident	25	36	25	42	32	31	36	40	31	30	25	21	374
Non-Resident	13	13	24	40	57	77	96	66	30	25	19	9	469
Total	38	49	49	82	89	108	132	106	61	55	44	30	843
2007	Jan.	Feb.	Mar.	Apr.	May	June	July	Aug.	Sep.	Oct.	Nov.	Dec.	Total
Resident	24	31	26	32	42	45	44	40	19	30	32	16	381
Non-Resident	15	15	37	44	52	90	109	94	59	28	14	16	573
Total	39	46	63	76	94	135	153	134	78	58	46	32	954
2008	Jan.	Feb.	Mar.	Apr.	May	June	July	Aug.	Sep.	Oct.	Nov.	Dec.	Total
Resident	26	22	26	21	42	41	38	36	36	45	31	22	386
Non-Resident	11	9	30	30	49	65	80	125	21	33	9	9	471
Total	37	31	56	51	91	106	118	161	57	78	40	31	857
2009	Jan.	Feb.	Mar.	Apr.	May	June	July	Aug.	Sep.	Oct.	Nov.	Dec.	Total
Resident	24	18	18	38	32	46	29	25	41	31	33	22	357
Non-Resident	12	10	20	28	51	78	132	83	41	23	13	8	499
Total	36	28	38	66	83	124	161	108	82	54	46	30	856
2010	Jan.	Feb.	Mar.	Apr.	May	June	July	Aug.	Sep.	Oct.	Nov.	Dec.	Total
Resident	37	23	31	26	46	39	33	35	41	34	25	33	403
Non-Resident	10	13	19	39	54	78	163	86	45	29	11	18	565
Total	47	36	50	65	100	117	196	121	86	63	36	51	968
2011	Jan.	Feb.	Mar.	Apr.	May	June	July	Aug.	Sep.	Oct.	Nov.	Dec.	Total
Resident	38	29	43	25	26	43	47	48	29	26	25	33	412
Non-Resident	16	11	29	46	43	85	129	96	44	40	18	8	565
Total	54	40	72	71	69	128	176	144	73	66	43	41	977
2012	Jan.	Feb.	Mar.	Apr.	May	June	July	Aug.	Sep.	Oct.	Nov.	Dec.	Total
Resident	24	25	45	41	26	27	41	34	29	24	32	35	383
Non-Resident	11	9	29	46	65	86	126	103	32	27	23	20	577
Total	35	34	74	87	91	113	167	137	61	51	55	55	960
2013	Jan.	Feb.	Mar.	Apr.	May	June	July	Aug.	Sep.	Oct.	Nov.	Dec.	Total
Resident	22	22	31	26	42	46	33	36	41	26	27	28	380
Non-Resident	11	10	32	21	58	90	108	103	52	24	19	15	543
Total	33	32	63	47	100	136	141	139	93	50	46	43	923
2014	Jan.	Feb.	Mar.	Apr.	May	June	July	Aug.	Sep.	Oct.	Nov.	Dec.	Total
Resident	45	31	23	32	37	70	39	40	19	38	31	33	438
Non-Resident	23	11	24	57	89	77	145	132	47	43	19	27	694
Total	68	42	47	89	126	147	184	172	66	81	50	60	1132
2015	Jan.	Feb.	Mar.	Apr.	May	June	July	Aug.	Sep.	Oct.	Nov.	Dec.	Total
Resident	35	38	39	48	35	47	37	33	30	43	30	41	456
Non-Resident	36	20	37	49	84	100	126	82	46	35	26	11	652
Total	71	58	76	97	119	147	163	115	76	78	56	52	1108
2016	Jan.	Feb.	Mar.	Apr.	May	June	July	Aug.	Sep.	Oct.	Nov.	Dec.	Total
Resident	26	28	39	27	47	60	53	39	36	53	40	32	480
Non-Resident	17	12	35	39	67	93	136	77	55	30	17	20	598
Total	43	40	74	66	114	153	189	116	91	83	57	52	1078
2017	Jan.	Feb.	Mar.	Apr.	May	June	July	Aug.	Sep.	Oct.	Nov.	Dec.	Total
Resident	34	29	38	47	37	39	41	34	58	44	28	35	464
Non-Resident	8	18	34	57	77	98	159	91	50	39	17	13	661
Total	42	47	72	104	114	137	200	125	108	83	45	48	1125
2018	Jan.	Feb.	Mar.	Apr.	May	June	July	Aug.	Sep.	Oct.	Nov.	Dec.	Total
Resident	51												51
Non-Resident	14												14
Total	65	0	0	0	0	0	0	0	0	0	0	0	65

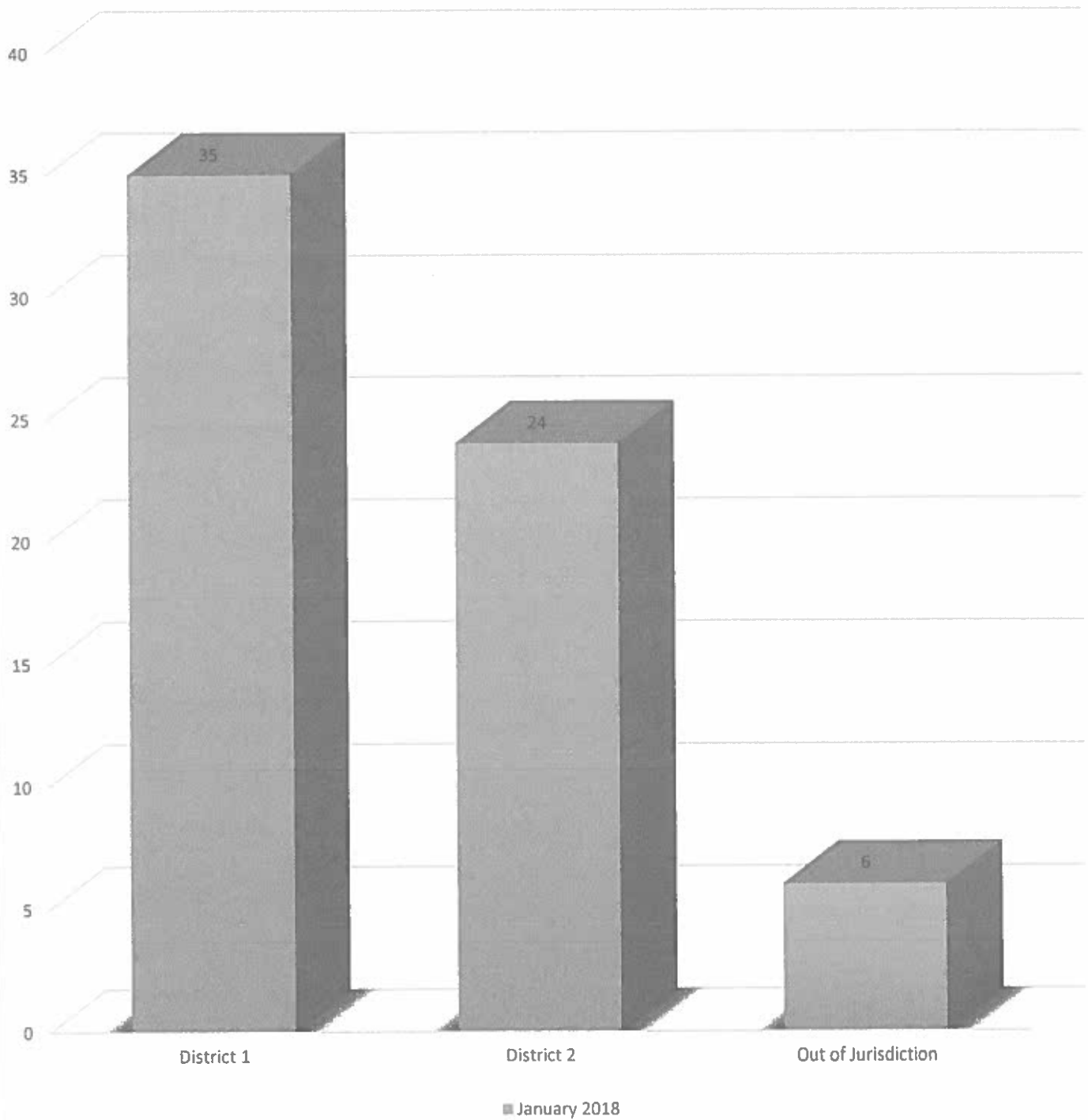
Calls per Day for January 2018



Calls Per Shift for January 2018



Calls Per District for January 2018



Isle of Palms Fire Department
Completed Pre-Incident Surveys
December 2018

All Pre-Incident Surveys are currently up to date at this time.

Pre-Incident Surveys are scheduled to be renewed beginning January 2018.

Isle of Palms Fire Department
Fire Inspections Report
 Prepared by Fire Inspector Travis Stafford
 January 2018

Date	Name of Business	Routine	Re-Inspect	Occupancy	Violations	Next Inspection
1/11/2018	Boat House Restaurant		x	Assembly	0	1/11/2019
1/11/2018	Fairway Dunes Pool House		x	Miscellaneous	0	1/11/2019
1/17/2018	Palms Hotel		x	Assembly	0	1/17/2019
1/18/2018	Coastilina Realty	x		Business	7	2/18/2018
1/18/2018	Boat House Docks	x		Miscellaneous	3	2/18/2018
1/19/2018	Wild Dunes Facilities Maintenance	x		Factory	11	2/19/2018
1/29/2018	Sweetgrass Pavilion Wild Dunes		x	Assembly	0	1/29/2019
1/30/2018	Beachside Vacations		x	Business	0	1/30/2018
1/30/2018	Beachside Real Estate		x	Business	0	1/30/2018
1/30/2018	Water Treatment Plant 1		x	Factory	8	2/30/2018
1/30/2018	Wild Dunes Community Association		x	Business	0	5/19/2018
1/30/2018	Wild Dunes Waste Water Morgan		x	Factory	8	2/30/2018
1/30/2018	IOP Water Pump House		x	Factory	2	2/30/2018
1/30/2018	Wild Dunes Water Plant		x	Factory	2	2/30/2018
1/30/2018	Forest Trail Waste Water Plant		x	Factory	0	5/19/2018
1/30/2018	Oceanside Villas		x	Residential	0	10/5/2018

INSPECTION YEAR

	<u>2018</u>	<u>2017</u>
Total Occupancies Inspected For The Month	16	12
Total Number of Violations Found	41	29
Total Number of Violations Corrected	62	30

INSPECTIONS BY OCCUPANCY TYPE

	<u>2017</u>		
Assembly	3	Hydrant Inspections Conducted	0
Business	4	Hydrant Maintenance Completed	45
Factory	6	Hydrant Markers Installed	45
Hazardous	0		
Mercantile	0		
Residential	1		
Miscellaneous	2		
Total	<u>16</u>		

- 1/8/2018 Met with Chief and City Officials at City Hall about the issues with the Public Safety Building's emergency generator.
- 1/9/2018 Attended Public Safety Meeting at City Hall.
- 1/10/2018 Talked to Barry Kehler with Knight Securities on the progress of Port of Call and Tidewater alarm systems.
- 1/11/2018 Obtained and put together fire hydrant maintenance kits for upcoming inspections.
Put a Knox Box in service at Fairway Dunes Pool House.
- 1/17/2018 Met with property manager of Port of Call and rep. with knight security about keys, how the alarm being installed works.
- 1/19/2018 Talked with the Director of Property Management at Wild Dunes about the new occupancy created inside the Harbor Course Cart Barn and provided a report of solutions.
- 1/22/2018 Talked to property maintenance person with St. Marks Church several times about the process of updating their fire alarm system.
- 1/23/2018 Met with Liberty Fire rep. about obtaining 5 year inspections on sprinkler systems at PSB and Fire Station 2.

Isle of Palms Fire Department
Training Report
January 2018

Career Personnel	Hours
Chief Graham	22.28
Battalion Chief Hathaway	33.5
Battalion Chief Eagle	22.95
Battalion Chief Smith	35
Captain Bacon	22.14
Captain Giddens	35.73
Captain Hall	21.45
Fire Inspector Stafford	46.45
Ackerman	22.23
Bozman	35.58
Burnette	53.03
Carroll	19.26
Crisp	21.8
Dimar	16.5
Fassos	48.31
Graves	23.25
Gray	35.06
Helm	37.49
Steven Helm	19.41
Heyward	28
Hogan	28.5
Lawrence	37.16
Marlow	16.95
Mello	29.35
Micalizzi	34.47
Puckhaber	14.45
Rourk	52.62
Rousse	24
Schwartz	24.8
Sezginalp	11.32
Stickney	33.66
Wheat	44
Total for Month	950.7
Average Per Person	29.7

Part Time

Bullock
Teague

On Leave
On Leave

Isle of Palms Fire Department
Training Report
January 2018

Total Training Hours	950.7
Hours per Person	29.7

Personnel received training in NFPA 1001 Building Construction; NFPA Personal Protective Equipment; annual Pre-Fire Planning Refresher; EMS continuing education Ventilation; Oxygenation; Post-Resuscitation Care; Ventricular Assist Devices; Ambulance Safety; Provider Hygiene, Safety, and Vaccinations; Culture of Safety; Evidence Based Guidelines; and CPR / AED certification.

All Officers received training in Reasonable Suspicion of Alcohol for Supervisors.

All Engineers received training in Fire Industry Driver Operator.

All Firefighters received training in NFPA 1001 Fire Behavior.

Chief Graham participated in rescue training conducted at Air Facility in James Island, and on boat in Edisto.

Fire Inspector Stafford successfully completed the Regional Fire Marshal Training conducted in North Charleston, and a car seat safety in-service training conducted at Isle of Palms Public Safety Building.

Firefighter Rourk successfully completed the South Carolina Fire Academy Incident Safety Officer course conducted in Charleston.

Isle of Palms Fire Department
Monthly Water Usage Log
January 2018

DATE	BACK FLUSH	TRAINING	FIRE	TESTING	DAILY TOTAL
1	2,500				2,500
2	3,000				3,000
3	2,500				2,500
4	3,000				3,000
5	500				500
6	0				0
7	0				0
8	2,500				2,500
9	3,000				3,000
10	2,500				2,500
11	3,000				3,000
12	500				500
13	0				0
14	0				0
15	2,500				2,500
16	3,000				3,000
17	2,500				2,500
18	3,000				3,000
19	500				500
20	0				0
21	0				0
22	2,500				2,500
23	3,000				3,000
24	2,500				2,500
25	3,000				3,000
26	500				500
27	0				0
28	0				0
29	2,500				2,500
30	3,000				3,000
31	2,500				2,500
Total	54,000	0	0	0	54,000

Water Department notified on:
02/01/2018
Fax #: 886-6894

Isle of Palms Fire Department
2018 Annual Water Usage

Month	Back Flush	Training	Firefighting	Testing	Total
January	54,000				54,000
February					0
March					0
April					0
May					0
June					0
July					0
August					0
September					0
October					0
November					0
December					0
Total	54,000	0	0	0	54,000

**Isle of Palms Fire Department
Maintenance Report
January 2018**

Date	Unit/Station	Description	Dept. Man-Hrs.	Cost	Outside Man-Hrs.	Cost	Account
12/11	Rescue 1008	Purchased brake module	0.00	\$126.10	0.00	\$0.00	1045205017
12/21	Station 1, Station 2	Ordered harness assembly and regulator parts for Self-Contained Breathing Apparatus	0.00	\$3,120.52	0.00	\$0.00	1045205027
1/1	Station 2	Preventive maintenance completed on elevator	0.00	\$0.00	0.00	\$734.85	1045205026
1/1	Station 1	Camera maintenance annual fee	0.00	\$0.00	0.00	\$300.00	1045205026
1/1	Station 1	Preventative maintenance performed on elevator	0.00	\$0.00	0.00	\$338.81	1045205026
1/3	Chief 1001, Rescue 1002, Rescue 1007	Purchased new windshield wiper blades	1.00	\$100.24	0.00	\$0.00	1045205017
1/4	Station 1	Purchased salt pellets for de-icing	0.00	\$17.92	0.00	\$0.00	1045205079
1/9	Station 1, Station 2	Purchased component housing covers for Self-Contained Breathing Apparatus	0.00	\$24.64	0.00	\$0.00	1045205027
1/11	Chief 1001	Repaired windshield wiper sprayers	0.00	\$0.00	0.00	\$13.63	1045205017
1/11	Station 1	Monthly pest control	0.00	\$0.00	1.00	\$16.00	1045205026
1/11	Station 2	Performed preventative maintenance on HVAC systems	0.00	\$0.00	0.00	\$2,750.00	1045205026
1/12	Station 1	Performed preventative maintenance on bay doors, reattached arm on bi-fold door	0.00	\$0.00	2.00	\$250.00	1045205026
1/12	Station 2	Performed preventative maintenance on bay doors	0.00	\$0.00	1.50	\$187.50	1045205026
1/17	Rescue 1003	Purchased toggle switch	0.00	\$18.53	0.00	\$0.00	1045205017
1/17	Station 1	Purchased flags for the station	0.00	\$74.49	0.00	\$0.00	1045205026
1/19	Engine 1001, Engine 1002, Truck 1001, Tower 1002, Rescue 1001	NFPA Pump Test	0.00	\$0.00	0.00	\$1,375.00	1045205017
1/26	Tower 1002	Replaced aerial ladder cables, repaired damage to aerial platform, repaired waterway seals, repaired brakes, replaced windshield wiper blades, and replaced axle seals.	0.00	\$0.00	Approx. Cost	\$16,374.40	1045205017
1/31	Rescue 1008	Replaced brake hose, flushed brakes, replaced and reprogrammed ABS electronic control module	0.00	\$0.00	0.00	\$1,394.77	1045205017
			1.00	\$3,482.44	4.50	\$23,734.96	

Isle of Palms Fire Department
Personnel Report
January 2018

- 01/26/2018 Fire Inspector Stafford conducted a car seat safety in-service course for the Isle of Palms Police personnel.
- 01/18/2018 Battalion Chief Hathaway attended the Charleston area LE meeting held in Charleston.
- 01/22/2018 Chief Graham attended the South Carolina Firefighter's Association Diversity in the workplace meeting held in Columbia.

There are no vacancies in the Fire Department as of 2/1/18.

Isle of Palms Fire Department
Volunteer Activity Report
January 2018

INDIVIDUAL	DATE	EVENT
		No activity reported.

Isle of Palms Fire Department
Public Relations Report
January 2018

- 1/4/18 Engineers Gray and Heyward, and Firefighter Ackerman assisted a resident on 24th Avenue with clearing felled tree branches from the front steps of the residence. All units returned to service.
- 1/4/18 Engineers Gray and Heyward, and Firefighter Ackerman conducted a station tour of Fire Station No. 1 for 2 adults and 1 child who were Island residents.
- 1/6/18 Firefighter Carroll inspected a car seat for proper installation at Fire Station No. 1 for one adult who was visiting from Mount Pleasant.
- 1/7/18 Captain Hall, Engineer Fassos, and Firefighters Graves and Marlow replaced the battery in an Island resident's home on Morgans Cove Drive. All units returned to service.
- 1/18/18 Chief Graham found a wounded bird in Mount Pleasant and made arrangements to get the bird to Ms. Holly Reynolds for medical attention.
- 1/25/18 Battalion Chief Eagle conducted an in-house training for employees of the VFW on how to use the automated external defibrillator they have purchased for their organization.

Isle of Palms Fire Department
Special Operations Vehicle Usage Log
January 2018

DATE	UNIT	DESCRIPTION OF EVENT
1/14/18	Rescue 1006	Water mission

Rescue 1004-Kawasaki
Rescue 1005-Kawasaki
Rescue 1006-Gator
Boat 1020-Pioneer
Boat 1014-Achilles
Boat 1017-Flat Bottom
Boat 1012-Avon
Jet Ski 1001 -Sea Doo
Jet Ski 1002 -Sea Doo

Total Responses for January - 1

Pay Period Ending	1/1/2018	Battalion Chiefs	Captains	Engineers	Firefighters	Total
Training						
Emergency Calls						
Mutual Aid Search						
Vacant Position						
Cover Annual Leave					48.25	48.25
Cover Sick Leave				151.5		151.5
Anticipated Overtime		43.25	22.25	105.75	98.5	269.75
Meetings						
Change Over		1	1		2.5	4.5
Maintenance						
Reports						
Special Event				14		14
Christmas Lights		3		14		17
TOTALS		47.25	23.25	285.25	149.25	505

Pay Period Ending	1/15/18	Battalion Chiefs	Captains	Engineers	Firefighters	Total
Training						
Emergency Calls						
Mutual Aid Search						
Vacant Position						
Cover Annual Leave		46		94.25	24	164.25
Cover Sick Leave		24		117.5	21.5	163
Anticipated Overtime		3.75		62.75	65.5	132
Meetings						
Change Over				8.5	9	17.5
Maintenance						
Reports						
Snow Storm				192.5	248.5	441
Christmas Lights				33		33
TOTALS		73.75		508.5	368.5	950.75

Pay Period Ending	1/29/18	Battalion Chiefs	Captains	Engineers	Firefighters	Total
Training					2.5	2.5
Emergency Calls						
Mutual Aid Search						
Vacant Position					24	24
Cover Annual Leave			3	133.25	45.25	181.5
Cover Sick Leave		61		48	28	137
Anticipated Overtime		15.25	14	84.25	58.25	171.75
Meetings						
Change Over				2.5		2.5
Maintenance						
Reports						
TOTALS		76.25	17	268	158	519.25