



# ISLE OF PALMS POLICE DEPARTMENT

## MONTHLY REPORT

### MAY 2025



### SIGNIFICANT DEPARTMENTAL ACTIONS

Incidents of interest in May include 59 arrests, 333 traffic stops, 21 drug related charges, 91 traffic citations, and 8 arrests for driving under the influence.

The Isle of Palms Police Department has one officer participating in the FBI Joint Terrorism Task Force.

<u>ACTIVITY SUMMARY</u>	MAY	YTD	MAY	YTD
	2025	2025	2024	2024
Calls for Service	1036	4220	1352	4847
Incident Reports	134	504	121	534
Traffic Collisions	7	28	11	34
Traffic Stops	333	1788	492	2109
Bicycle Stops	1	2	1	5
Golf Cart Stops	11	14	7	19
Marine Calls for Service	0	1	2	8
Arrests	59	199	76	326
State Law Violations	136	654	205	909
City Ordinance Violations	13	30	29	80
Warning Citations	297	1502	492	1615
Parking Citations-PCI Municipal Services	1109	3089	1940	3574
Isle of Palms Warrants Served	2	23	9	53
Criminal Investigations-Cases Opened	5	49	12	40
Criminal Investigations-Cases Closed	8	60	6	13
Training Hours	144	1238	332	941
Coyote Sightings	25	79	90	118
Beach Wheel Chairs Issued	30	55	15	25
<u>REPORTS BY OFFENSE TYPES</u>	MAY	YTD		
	2025	2025		
DUI	8	26		
Other Alcohol Offense	6	33		
Arson/Suspicious Fire	0	0		
Rape/Sexual Assault	0	2		
Assault	4	13		
Indecent Exposure	1	1		
Harassment	1	1		
Drug Incident	25	85		
Homicide/Manslaughter	0	0		
Traffic	32	117		
DUS	16	57		
Robbery	0	1		
Burglary	0	1		
Theft from Motor Vehicle	1	6		
Motor Vehicle Theft	0	3		
Larceny	3	19		
Fraud	3	16		
Suicide (Actual or Attempted)	0	1		
Vandalism	0	9		
Weapon Law Violations	0	3		
Assist Other Agency	6	18		
Noise Violation	29	95		
All Other Offenses	35	129		
<b>TOTAL</b>	<b>170</b>	<b>636</b>		

<u>BEACH RELATED CHARGES</u>	MAY	YTD	MAY	YTD
	2025	2025	2024	2024
Alcohol on Beach	0	0	10	19
Smoking on Beach	0	0	1	1
Litter on Beach	0	0	0	0
Glass on Beach	0	0	5	8
Plastics on Beach	0	0	0	0
Vehicles on Beach	0	0	1	1
Nudity on Beach	0	0	0	0
Beached Boat on Beach	0	0	0	0
Destruction of Sea Oats	0	0	0	1
Dog Off Leash	0	5	1	5
<b>TOTAL</b>	<b>0</b>	<b>5</b>	<b>18</b>	<b>35</b>
<u>CHARGES</u>	MAY	YTD	MAY	YTD
	2025	2025	2024	2024
Attempted Murder	0	0	0	0
Robbery	0	1	0	0
Assault	2	2	2	4
Domestic Violence	1	6	1	3
Public Disorderly	3	12	9	16
Burglary	0	0	0	0
Possession of Stolen Vehicle	0	0	0	0
Grand Larceny	0	1	0	0
All Other Larceny	0	0	1	1
Fraud	0	1	2	5
Gun Violation	1	3	1	8
Drug Violations/Sale/Manufacture/ Distribution/Etc.	0	2	0	15
Possession of Controlled Substance	1	1	0	5
Other Drug Possession Methamphetamine/ Cocaine/Cocaine Base/Ecstasy/MDMA/Etc.	0	3	0	4
Simple Possession of Marijuana/Possession 1 oz. or less	18	48	23	74
Drug Equipment Violation	2	10	4	24
Vandalism/Damage to Property	0	0	1	1
Driving Under Suspension	18	75	17	85
Driving Under Influence	8	41	12	59
Other Alcohol Violation	5	35	12	58
Speeding	6	52	10	61
Other Traffic Related	67	358	106	516
Golf Cart Violation	0	0	1	3
Marine Violation	0	0	0	0
Resisting/Hindering/Assaulting Public Official or Police Officer	2	7	4	9
False Information to Police/Fire/Rescue	0	1	1	2
Failure to Stop for Police/Evade/Elude	0	4	0	5
Animal Violation (Other than Dog at Large)	0	1	0	8
Noise Violation	2	4	1	2
Littering	1	1	0	2
Indecent Exposure	1	1	0	0
Business License	11	16	12	35
All Other Charges	2	16	5	11
<b>TOTAL</b>	<b>151</b>	<b>702</b>	<b>225</b>	<b>1016</b>



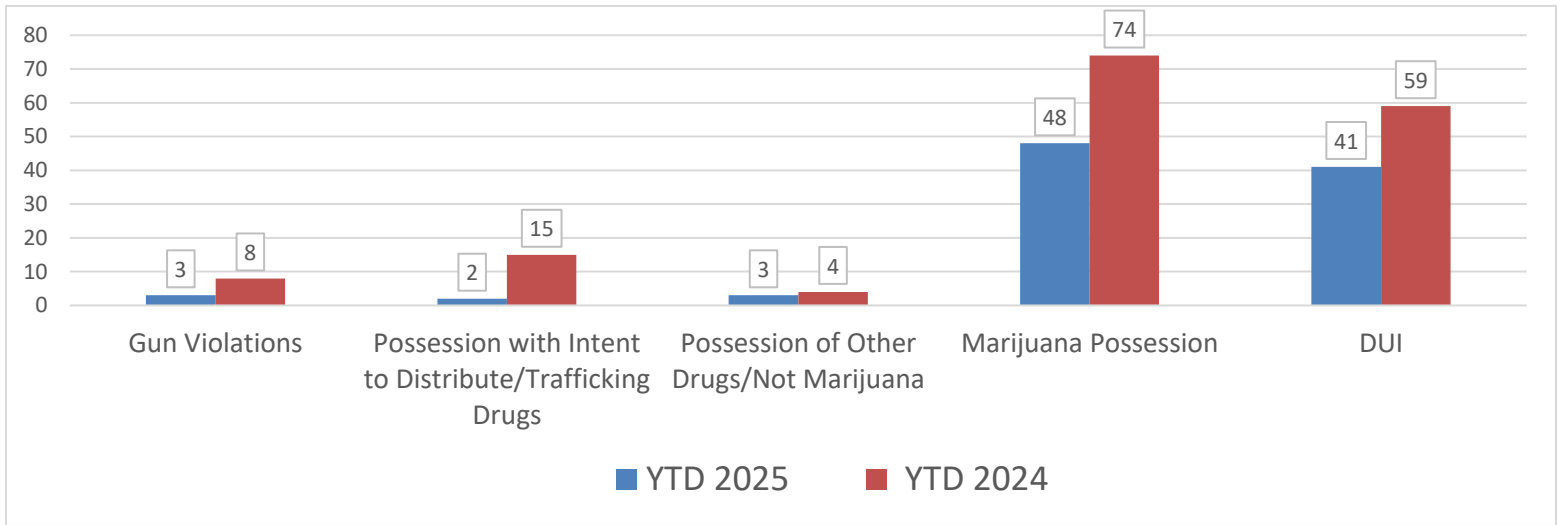
# ISLE OF PALMS POLICE DEPARTMENT

## MONTHLY REPORT

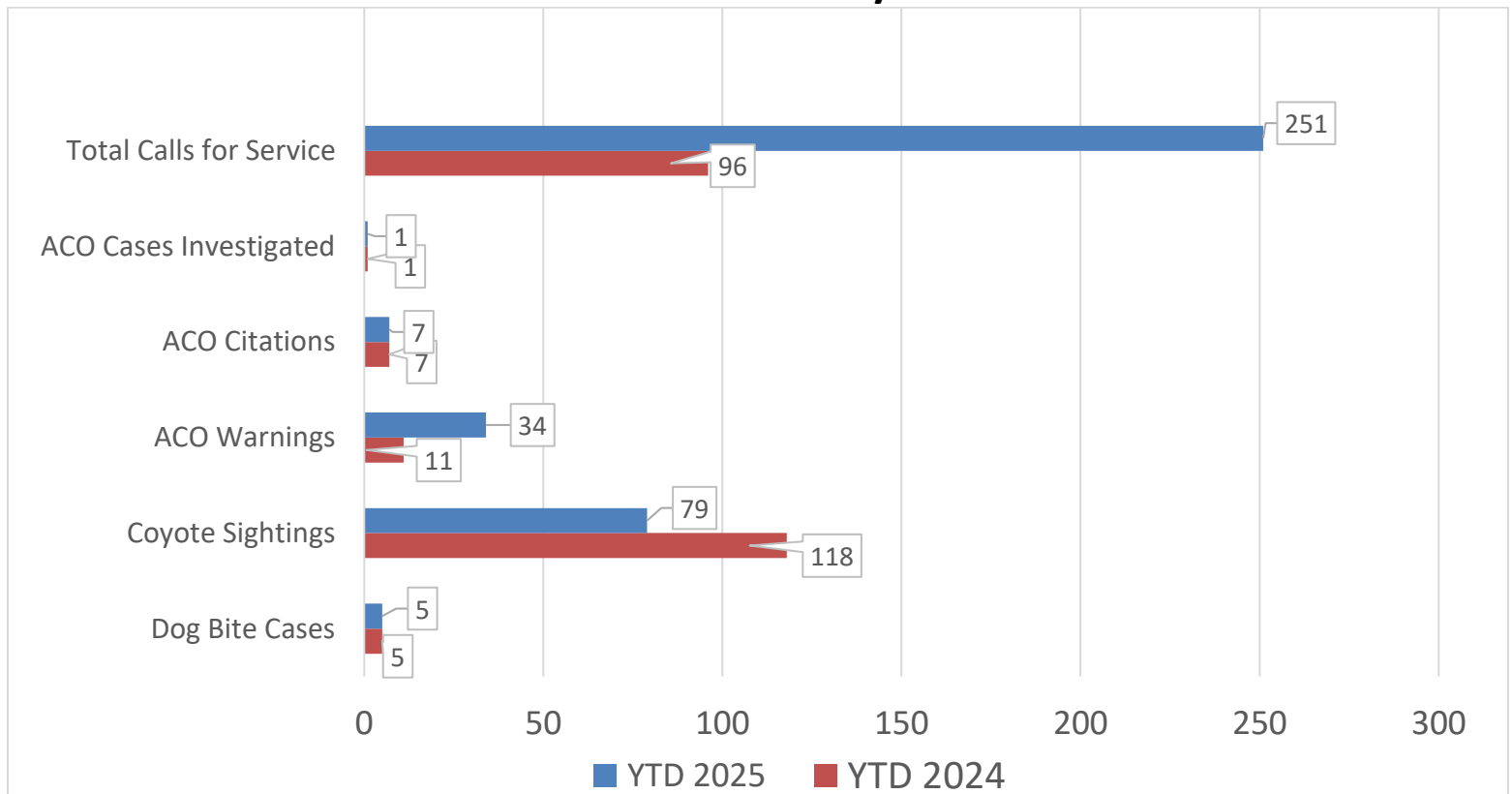
### MAY 2025



## Drug, Gun, and DUI Charge Trend – Year to Date



## Animal Control Activity - Year to Date





# ISLE OF PALMS POLICE DEPARTMENT

## MONTHLY REPORT

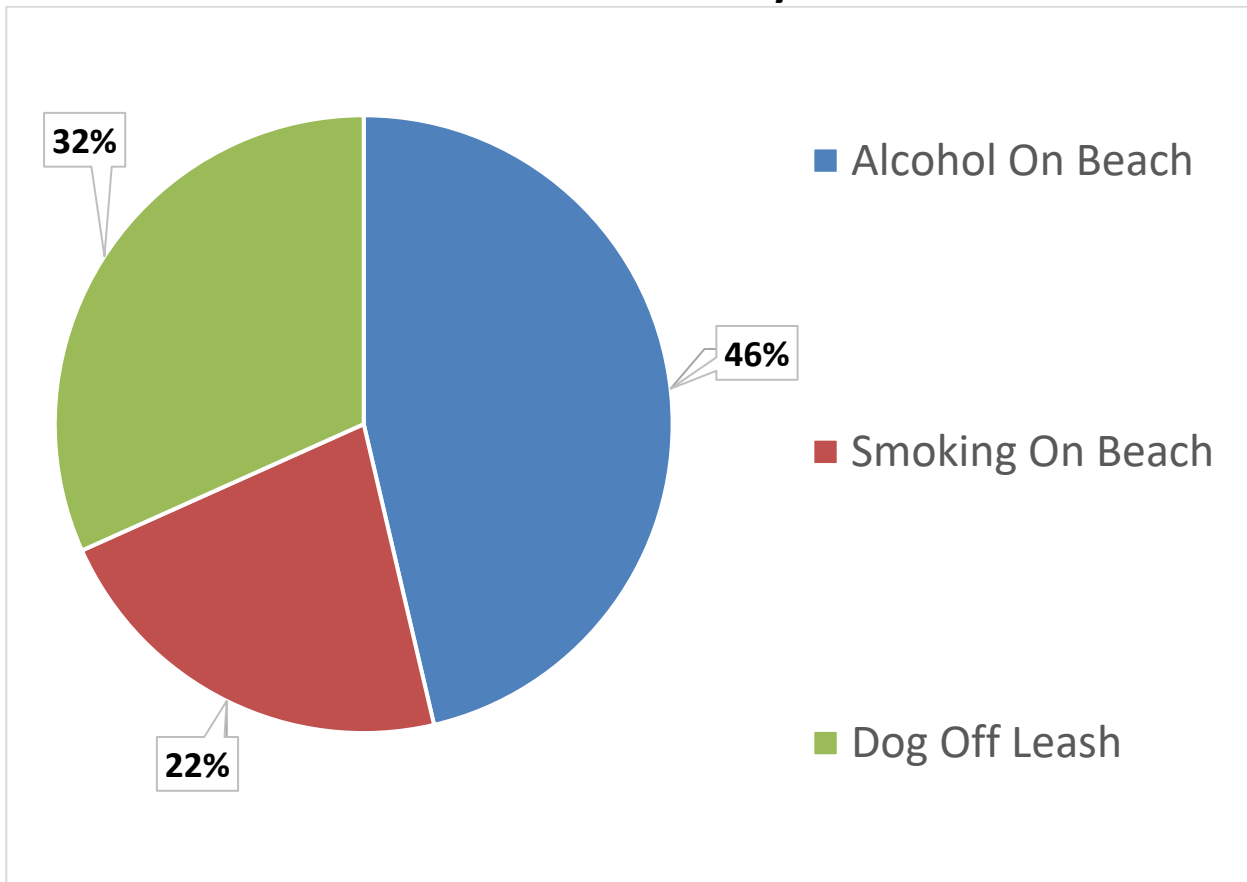
### MAY 2025



#### Beach Service Officer Activity – MAY 2025

Charges	Written Warnings Issued	Citations Issued	Total
Alcohol on the Beach	19	0	19
Smoking on Beach	9	0	9
Litter on Beach	0	0	0
Glass on Beach	0	0	0
Plastics on Beach	0	0	0
Destruction of Sea Oats	0	0	0
Dog Off Leash	13	0	13
Other	0	0	0
Total	41	0	

#### Beach Service Officer Activity – MAY 2025





# ISLE OF PALMS POLICE DEPARTMENT

## MONTHLY REPORT

### MAY 2025

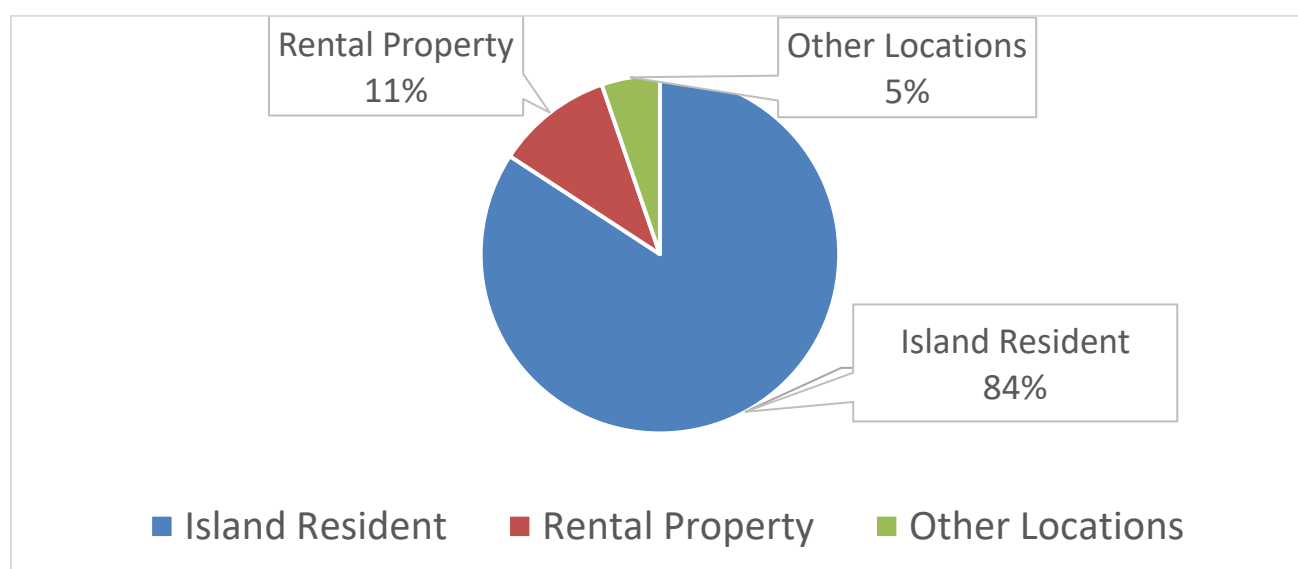


## Livability Statistics – MAY 2025

LIVABILITY COMPLAINTS	ISLAND RESIDENT	RENTAL PROPERTY	OTHER LOCATIONS	TOTAL COMPLAINTS
NOISE	1	3	1	5
FIREWORKS	0	0	0	0
UNKEMPT LOTS	0	0	0	0
RIGHT-OF-WAY OBSTRUCTION	1	0	1	2
BUSINESS LICENSE	10	0	1	11
OTHER RENTAL PROPERTY VIOLATIONS NOT LISTED	0	0	0	0
SHORT TERM RENTAL OCCUPANCY VIOLATIONS	0	0	0	0
SHORT TERM RENTAL VEHICLE LIMIT VIOLATIONS	0	0	0	0
ROLL CART VIOLATIONS	36	3	0	39
<b>TOTAL</b>	<b>48</b>	<b>6</b>	<b>3</b>	<b>57</b>
<b>% BY CATEGORY</b>	<b>84%</b>	<b>11%</b>	<b>5%</b>	

CITATIONS	WARNINGS	UNFOUNDED	COMPLAINT DISPOSITION
0	2	3	5
0	0	0	0
0	0	0	0
0	2	0	2
11	0	0	11
0	0	0	0
0	0	0	0
0	0	0	0
0	39	0	39
<b>11</b>	<b>43</b>	<b>3</b>	<b>57</b>
<b>19%</b>	<b>75%</b>	<b>5%</b>	

## Livability Complaint by Property Type – MAY 2025

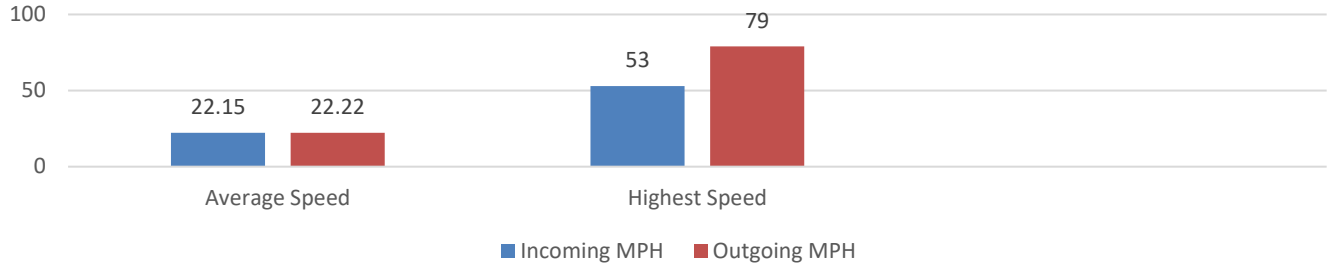




## ISLE OF PALMS POLICE DEPARTMENT MONTHLY REPORT MAY 2025



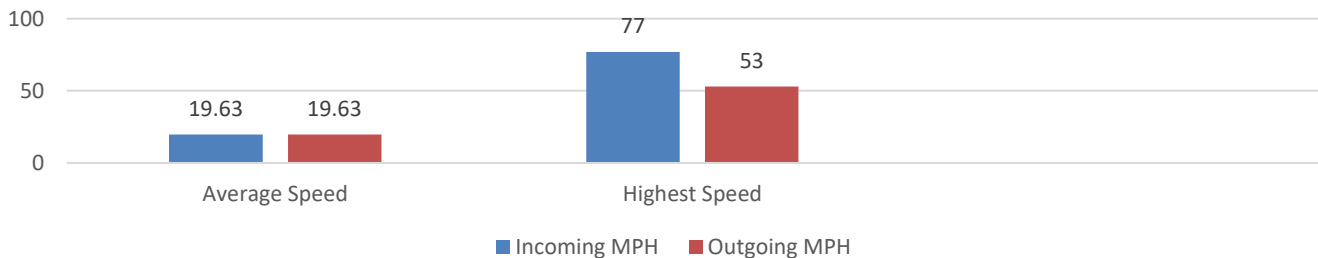
### 41st Ave Radar Stats (Wildwood side) MAY 2025



Total Incoming Vehicles: 31061  
Total Outgoing Vehicles: 31580

Busiest Day of the Month: May 24, 2025  
Total Vehicles Incoming: 1793  
Total Vehicles Outgoing: 1848

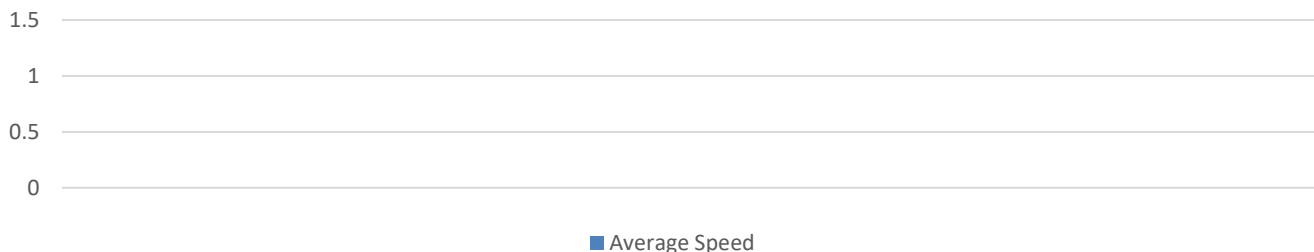
### 41st Ave Radar Stats (Marginal side) MAY 2025



Total Incoming Vehicles: 23815  
Total Outgoing Vehicles: 18944

Busiest Day of the Month: May 24, 2025  
Total Vehicles Incoming: 1492  
Total Vehicles Outgoing: 911

### Mobile Radar Trailer MAY 2025



\*No Mobile Radar Trailer Data this period.

# PCI MUNICIPAL SERVICES MAY 2025

DESCRIPTION	VALID COUNT	CANCEL COUNT	PAID COUNT	TOTAL CITATIONS	TOTAL WARNINGS
PARKED IN A LOADING ZONE	2	3	0	5	1
NO PARKING ZONE	22	2	5	29	4
NON-PAYMENT	372	141	247	760	26
PARALLEL PARKING ONLY	4	1	0	5	0
PARKED ON PAVEMENT	21	4	18	43	9
MUST PARK ANGLED	1	0	0	1	0
IMPROPER PARKING	13	0	6	19	2
HANDICAPPED/ NON-VISIBLE PLACARD	0	0	0	0	1
PARKED WITHIN 15FT OF FIRE HYDRANT	4	0	2	6	0
PARKED WITHIN 25FT OF INTERSECTION	0	0	4	4	1
PARKED IN OR WITHIN 20FT OF A CROSSWALK	1	0	2	3	1
DOUBLE PARKING PROHIBITED	2	0	1	3	0
RESIDENTIAL PERMIT REQUIRED	37	11	28	76	23
PARKED WITHIN 4FT OF PAVEMENT	41	2	23	66	5
GOLF CART PARKING ONLY	1	1	2	4	1
BLOCKING VEHICLE ACCESS	0	0	0	0	0
PARKED AGAINST THE FLOW OF TRAFFIC	39	3	41	83	18
BLOCKING/ OBSTRUCTING TRAFFIC	0	0	0	0	0
BLOCKING BEACH ACCESS	0	1	0	1	1
PARKED WITHIN 30FT OF STOP SIGN	1	0	0	1	0
<b>Total</b>	<b>561</b>	<b>169</b>	<b>379</b>	<b>1109</b>	<b>93</b>

