



ISLE OF PALMS POLICE DEPARTMENT

MONTHLY REPORT

MARCH 2025



SIGNIFICANT DEPARTMENTAL ACTIONS

The Commission on Accreditation for Law Enforcement Agencies (CALEA) awarded the Isle of Palms Police Department its 8th accreditation during the month of March.

The department was nominated for two MADDY awards related to public outreach and the prevention and enforcement of Driving Under the Influence Violations. Sergeant Baldrick was awarded the MADDY Lifetime Achievement Award for enforcement.

Incidents of interest in March include 45 arrests, 534 traffic stops, 11 drug related charges, 103 traffic citations, and 8 arrests for driving under the influence.

The Isle of Palms Police Department has one officer participating in the FBI Joint Terrorism Task Force.

ACTIVITY SUMMARY	MAR	YTD	MAR	YTD
	2025	2025	2024	2024
Calls for Service	997	2130	952	2510
Incident Reports	123	266	102	239
Traffic Collisions	4	12	3	11
Traffic Stops	534	1013	441	1254
Bicycle Stops	0	0	2	3
Golf Cart Stops	0	0	7	8
Marine Calls for Service	0	0	2	2
Arrests	45	100	68	162
State Law Violations	134	298	198	491
City Ordinance Violations	5	9	14	38
Warning Citations	461	840	306	866
Parking Citations-PCI Municipal Services	553	714	734	803
Isle of Palms Warrants Served	3	14	11	25
Criminal Investigations-Cases Opened	4	28	9	22
Criminal Investigations-Cases Closed	16	36	3	7
Training Hours	67	313	127	323
Coyote Sightings	22	36	2	7
Beach Wheel Chairs Issued	6	8	7	7
REPORTS BY OFFENSE TYPES	MARCH		YTD	
	2025	2025	2024	2024
DUI	8	15		
Other Alcohol Offense	12	19		
Arson/Suspicious Fire	0	0		
Rape/Sexual Assault	0	1		
Assault	2	5		
Indecent Exposure	0	0		
Harassment	0	0		
Drug Incident	22	35		
Homicide/Manslaughter	0	0		
Traffic	30	65		
DUS	9	30		
Robbery	0	0		
Burglary	1	1		
Theft from Motor Vehicle	1	5		
Motor Vehicle Theft	1	1		
Larceny	2	11		
Fraud	3	9		
Suicide (Actual or Attempted)	0	0		
Vandalism	2	5		
Weapon Law Violations	0	1		
Assist Other Agency	5	8		
Noise Violation	22	39		
All Other Offenses	33	69		
TOTAL	153	319		

BEACH RELATED CHARGES	MAR	YTD	MAR	YTD
	2025	2025	2024	2024
Alcohol on Beach	0	0	6	6
Smoking on Beach	0	0	0	0
Litter on Beach	0	0	0	0
Glass on Beach	0	0	0	0
Plastics on Beach	0	0	0	0
Vehicles on Beach	0	0	0	0
Nudity on Beach	0	0	0	0
Beached Boat on Beach	0	0	0	0
Destruction of Sea Oats	0	0	0	0
Dog Off Leash	0	1	1	2
TOTAL	0	1	7	8
CHARGES	MAR	YTD	MAR	YTD
	2025	2025	2024	2024
Attempted Murder	0	0	0	0
Robbery	0	0	0	0
Assault	0	0	2	2
Domestic Violence	1	4	0	2
Public Disorderly	2	4	1	2
Burglary	0	0	0	0
Possession of Stolen Vehicle	0	0	0	0
Grand Larceny	0	1	0	0
All Other Larceny	0	0	0	0
Fraud	0	1	0	2
Gun Violation	0	1	1	4
Drug Violations/Sale/Manufacture/Distribution/Etc.	2	2	7	10
Possession of Controlled Substance	0	0	1	1
Other Drug Possession Methamphetamine/Cocaine/Cocaine Base/Ecstasy/MDMA/Etc.	1	2	1	2
Simple Possession of Marijuana/Possession 1 oz. or less	8	12	15	31
Drug Equipment Violation	0	2	5	14
Vandalism/Damage to Property	0	0	0	0
Driving Under Suspension	10	34	18	45
Driving Under Influence	8	15	15	32
Other Alcohol Violation	10	17	15	27
Speeding	8	37	14	42
Other Traffic Related	85	169	111	293
Golf Cart Violation	0	0	1	2
Marine Violation	0	0	0	0
Resisting/Hindering/Assaulting Public Official or Police Officer	0	0	0	0
False Information to Police/Fire/Rescue	0	0	0	0
Failure to Stop for Police/Evade/Elude	1	2	0	2
Animal Violation (Other than Dog at Large)	0	1	1	5
Noise Violation	0	1	1	1
Littering	0	0	1	2
Indecent Exposure	0	0	0	0
Business License	2	3	4	19
All Other Charges	4	12	2	6
TOTAL	142	320	216	546



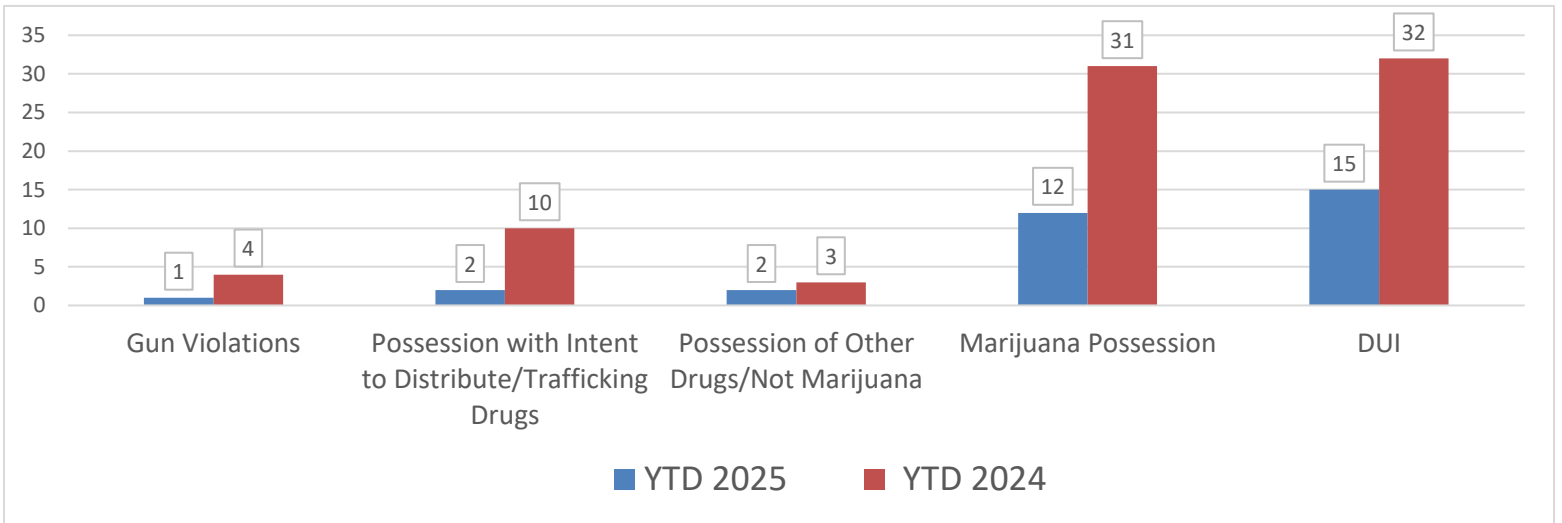
ISLE OF PALMS POLICE DEPARTMENT

MONTHLY REPORT

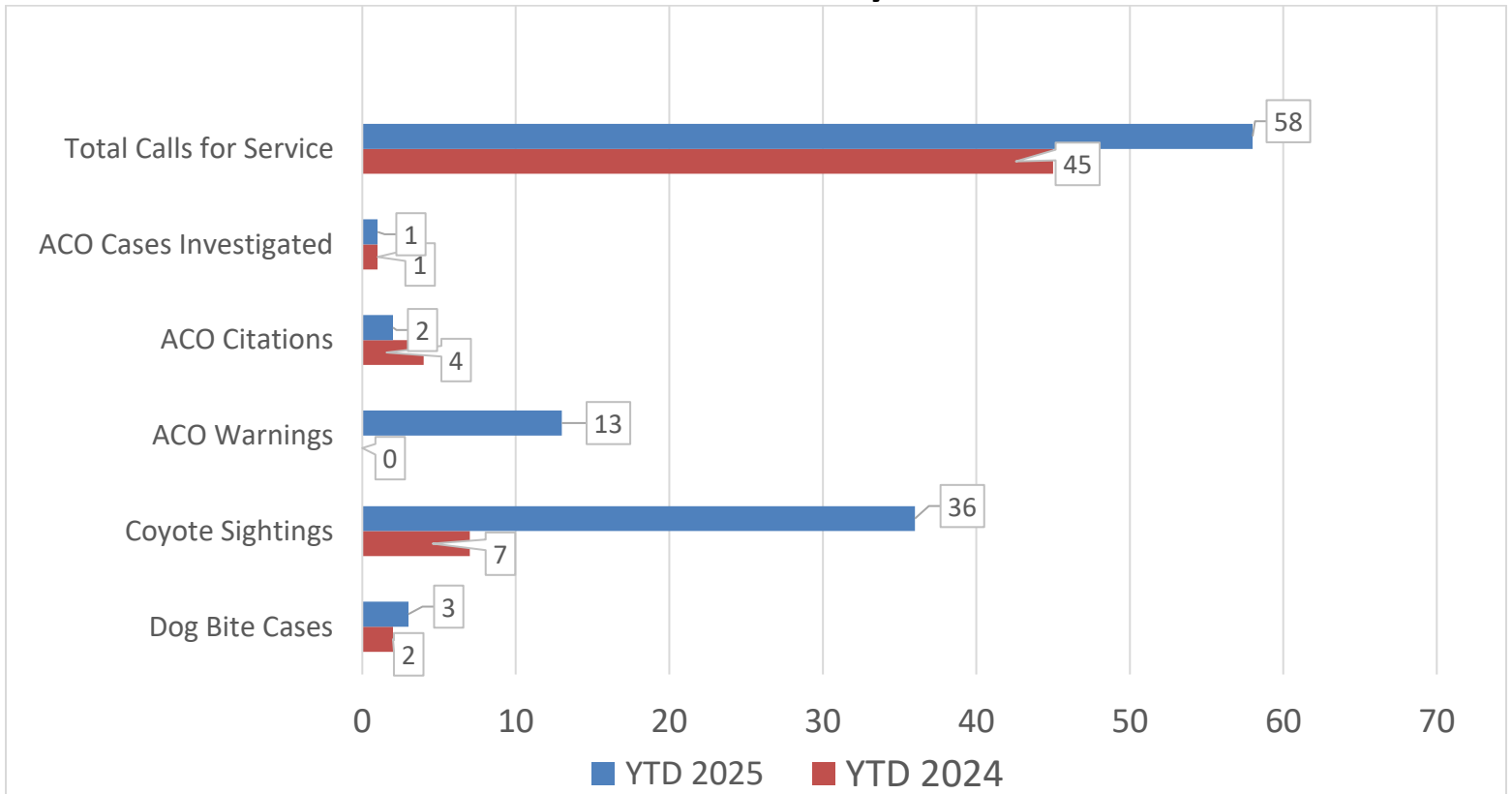
MARCH 2025



Drug, Gun, and DUI Charge Trend – Year to Date



Animal Control Activity - Year to Date





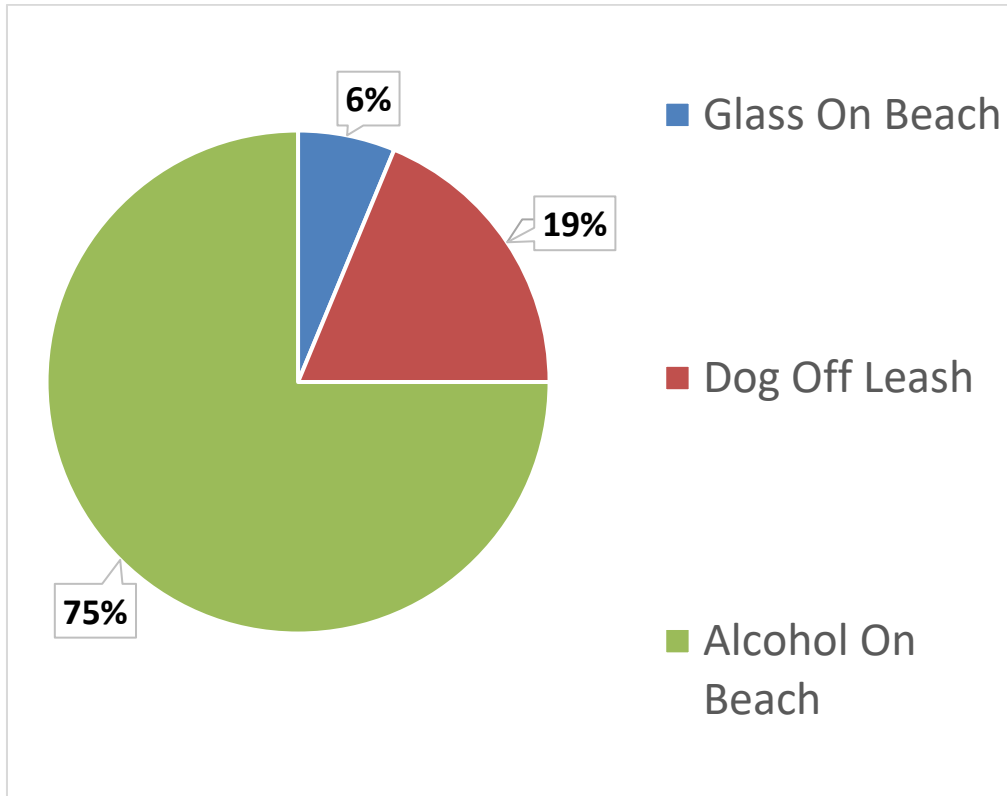
ISLE OF PALMS POLICE DEPARTMENT MONTHLY REPORT MARCH 2025



Beach Service Officer Activity – MARCH 2025

Charges	Written Warnings Issued	Citations Issued	Total
Alcohol on the Beach	12	0	12
Smoking on Beach	0	0	0
Litter on Beach	0	0	0
Glass on Beach	1	0	1
Plastics on Beach	0	0	0
Destruction of Sea Oats	0	0	0
Dog Off Leash	3	0	3
Other	0	0	0
Total	16	0	

Beach Service Officer Activity – MARCH 2025





ISLE OF PALMS POLICE DEPARTMENT MONTHLY REPORT MARCH 2025

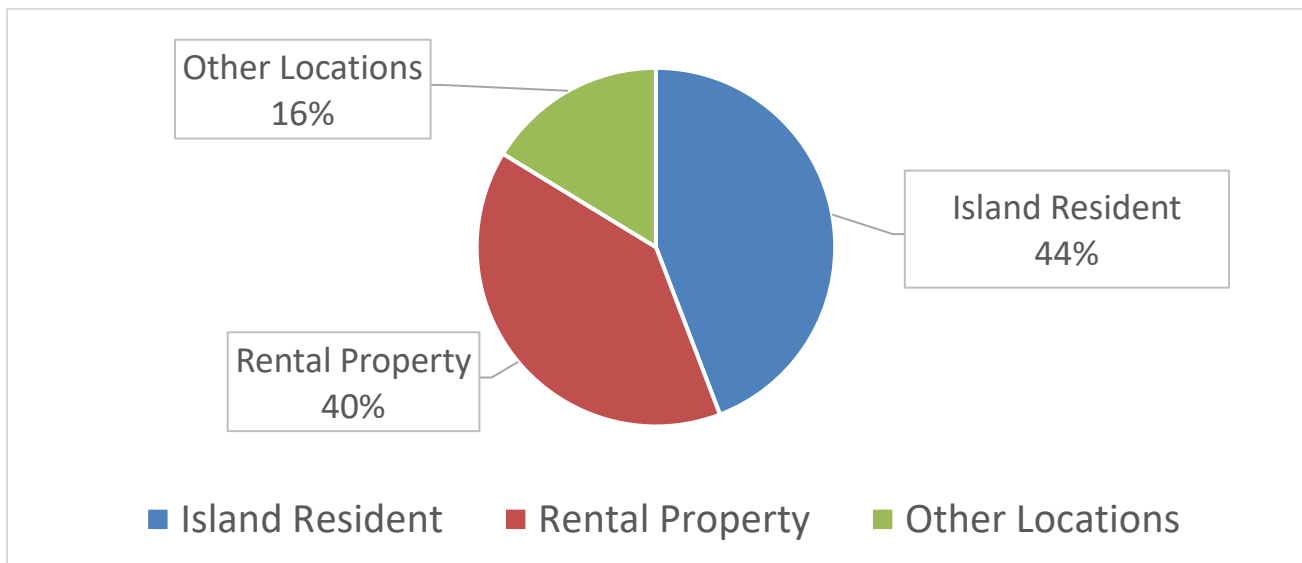


Livability Statistics – MARCH 2025

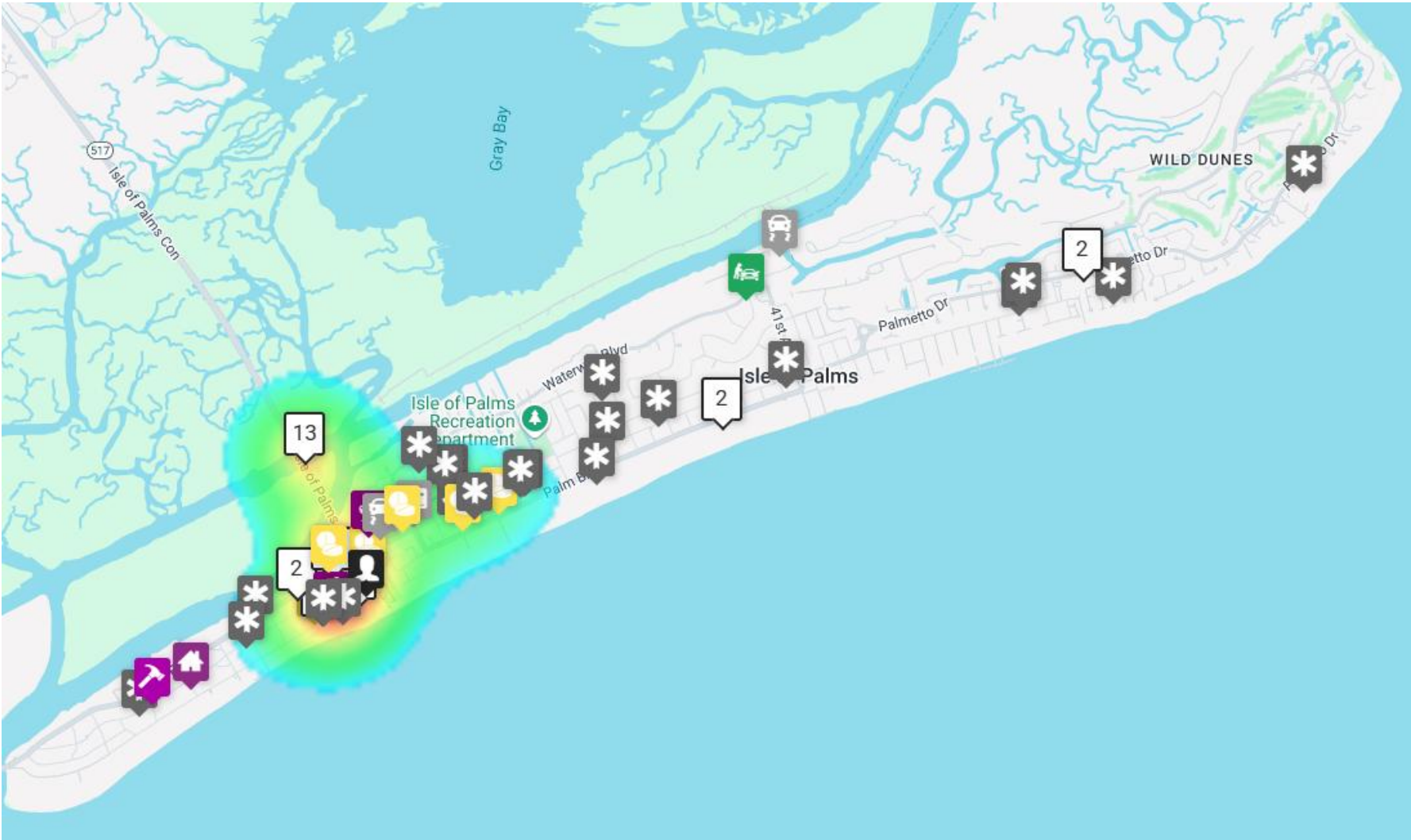
LIVABILITY COMPLAINTS	ISLAND RESIDENT	RENTAL PROPERTY	OTHER LOCATIONS	TOTAL COMPLAINTS
NOISE	7	14	2	23
FIREWORKS	0	0	0	0
UNKEMPT LOTS	1	0	0	1
RIGHT-OF-WAY OBSTRUCTION	5	0	3	8
BUSINESS LICENSE	0	0	2	2
OTHER RENTAL PROPERTY VIOLATIONS NOT LISTED	0	0	0	0
SHORT TERM RENTAL OCCUPANCY VIOLATIONS	0	0	0	0
SHORT TERM RENTAL VEHICLE LIMIT VIOLATIONS	0	0	0	0
ROLL CART VIOLATIONS	6	3	0	9
TOTAL	19	17	7	43
% BY CATEGORY	44%	40%	16%	

CITATIONS	WARNINGS	UNFOUNDED	COMPLAINT DISPOSITION
0	11	12	23
0	0	0	0
1	0	0	1
0	7	1	8
2	0	0	2
0	0	0	0
0	0	0	0
0	0	0	0
0	9	0	9
3	27	13	43
7%	63%	30%	

Livability Complaint by Property Type – MARCH 2025



INCIDENT REPORT DENSITY/HEAT MAP MARCH 2025





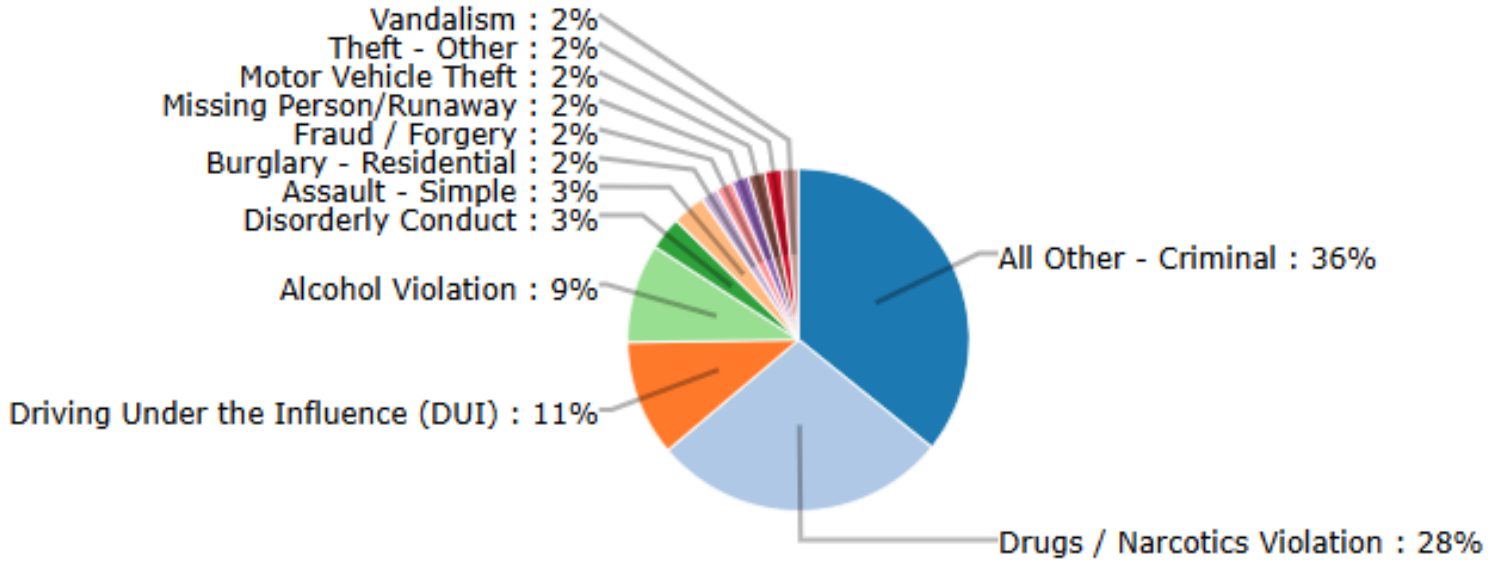
ISLE OF PALMS POLICE DEPARTMENT

MONTHLY REPORT

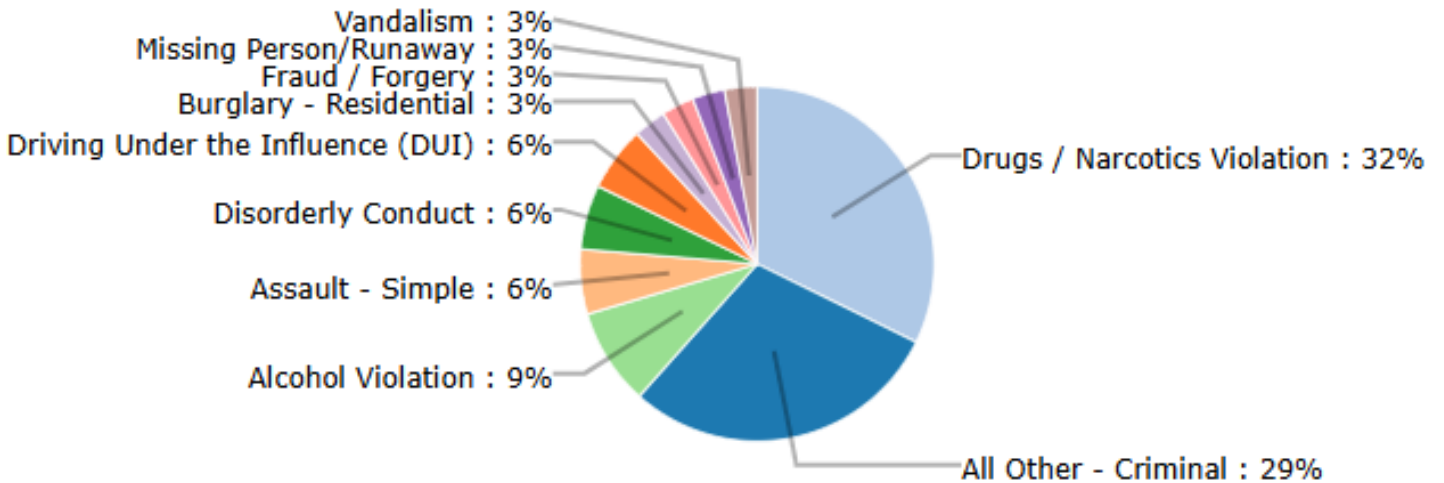
MARCH 2025



Reported Incident Crime Class Types – MARCH 2025



Reported Incident Crime Class Types (Red Area) – MARCH 2025



“All Other” includes incidents related to animals, noise, livability, and other violations.



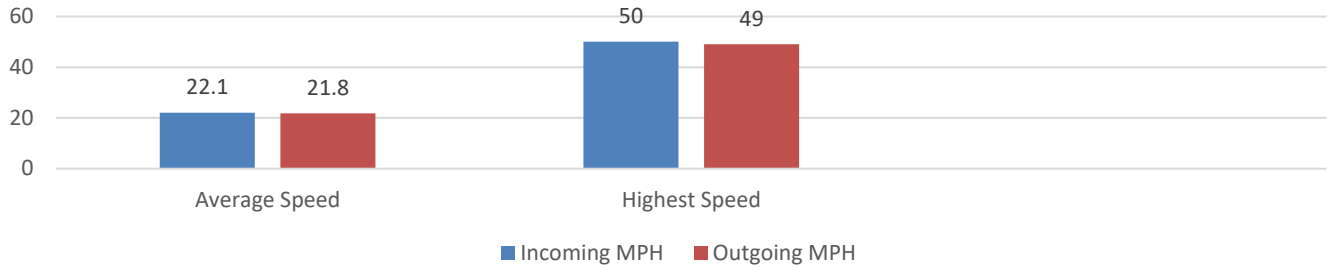
ISLE OF PALMS POLICE DEPARTMENT

MONTHLY REPORT

MARCH 2025



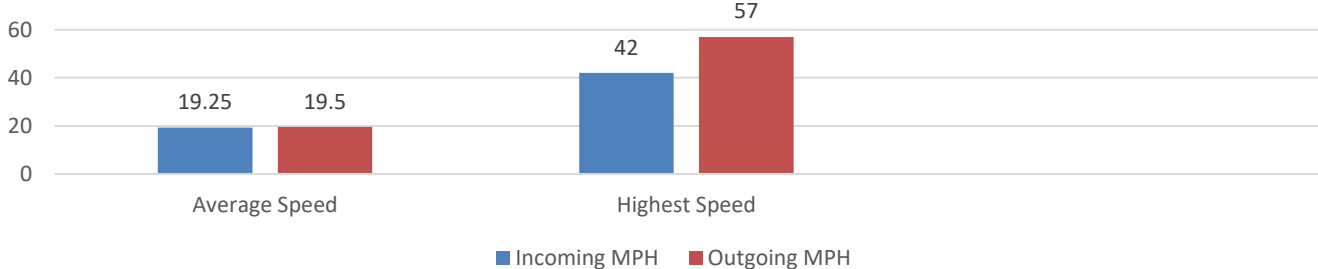
41st Ave Radar Stats (Wildwood side) MARCH 2025



Total Incoming Vehicles: 20159
Total Outgoing Vehicles: 21315

Busiest Day of the Month: March 22, 2025
Total Vehicles Incoming: 1097
Total Vehicles Outgoing: 1209

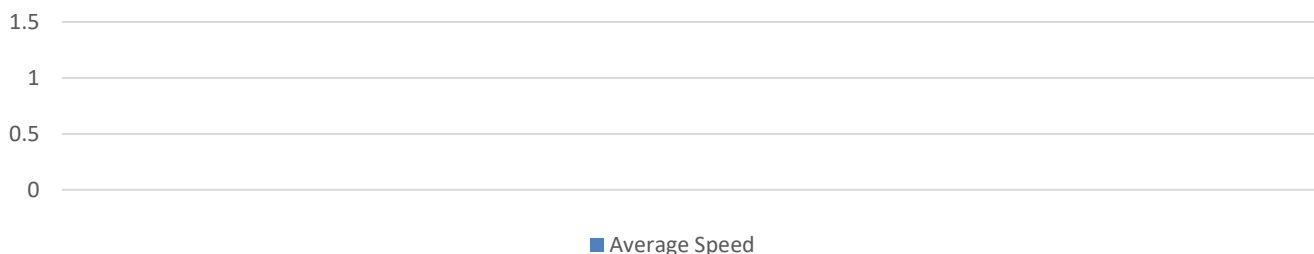
41st Ave Radar Stats (Marginal side) MARCH 2025



Total Incoming Vehicles: 19166
Total Outgoing Vehicles: 15824

Busiest Day of the Month: March 22, 2025
Total Vehicles Incoming: 1025
Total Vehicles Outgoing: 736

Mobile Radar Trailer MARCH 2025



*No Mobile Radar Trailer Data this period.



PCI MUNICIPAL SERVICES MARCH 2025

Description	Valid Count	Cancel Count	Paid Count	Total Citations	Total Warnings
PARKED IN A LOADING ZONE	1	0	0	1	0
HANDICAPPED/ NON-VISIBLE PLACARD	2	0	0	2	0
PARKED WITHIN 25FT OF INTERSECTION	0	1	1	2	0
PARKED ON PAVEMENT	15	7	4	26	10
PARALLEL PARKING ONLY	2	1	1	4	1
PARKED AGAINST THE FLOW OF TRAFFIC	27	9	9	45	28
DOUBLE PARKING PROHIBITED	0	0	0	0	1
PARKED WITHIN 15FT OF FIRE HYDRANT	4	1	0	5	0
BLOCKING BEACH ACCESS	0	0	0	0	1
PARKED MORE THAN 18" FROM A STREET CURB	1	0	0	1	0
IMPROPER PARKING	1	0	1	2	1
PARKED WITHIN 30FT OF STOP SIGN	0	0	1	1	0
NON-PAYMENT	236	79	113	428	96
NO PARKING ZONE	3	1	5	9	0
PARKED WITHIN 4FT OF PAVEMENT	5	1	10	16	1
RESIDENTIAL PERMIT REQUIRED	6	0	4	10	23
MUST PARK ANGLED	1	0	0	1	0
Total	304	100	149	553	162

