



ISLE OF PALMS POLICE DEPARTMENT

MONTHLY REPORT

APRIL 2025



SIGNIFICANT DEPARTMENTAL ACTIONS

Incidents of interest in April include 40 arrests, 442 traffic stops, 25 drug related charges, 154 traffic citations, and 18 arrests for driving under the influence.

The Isle of Palms Police Department has one officer participating in the FBI Joint Terrorism Task Force.

ACTIVITY SUMMARY	APR	YTD	APR	YTD
	2025	2025	2024	2024
Calls for Service	1054	3184	985	3495
Incident Reports	121	382	199	485
Traffic Collisions	9	21	12	23
Traffic Stops	442	1455	363	1617
Bicycle Stops	1	1	1	4
Golf Cart Stops	3	3	4	12
Marine Calls for Service	1	1	4	6
Arrests	40	140	87	249
State Law Violations	220	518	213	704
City Ordinance Violations	8	17	13	51
Warning Citations	365	1205	257	1123
Parking Citations-PCI Municipal Services	1266	1980	831	1634
Isle of Palms Warrants Served	7	21	19	44
Criminal Investigations-Cases Opened	16	44	3	28
Criminal Investigations-Cases Closed	16	52	0	7
Training Hours	374	953	285	608
Coyote Sightings	21	54	24	33
Beach Wheel Chairs Issued	17	25	3	10
REPORTS BY OFFENSE TYPES	APRIL		YTD	
	2025		2025	
DUI	3		18	
Other Alcohol Offense	8		27	
Arson/Suspicious Fire	0		0	
Rape/Sexual Assault	1		2	
Assault	4		9	
Indecent Exposure	0		0	
Harassment	0		0	
Drug Incident	25		60	
Homicide/Manslaughter	0		0	
Traffic	20		85	
DUS	11		41	
Robbery	1		1	
Burglary	0		1	
Theft from Motor Vehicle	0		5	
Motor Vehicle Theft	2		3	
Larceny	5		16	
Fraud	4		13	
Suicide (Actual or Attempted)	1		1	
Vandalism	4		9	
Weapon Law Violations	2		3	
Assist Other Agency	4		12	
Noise Violation	27		66	
All Other Offenses	24		93	
TOTAL	146		465	

BEACH RELATED CHARGES	APR	YTD	APR	YTD
	2025	2025	2024	2024
Alcohol on Beach	0	0	3	9
Smoking on Beach	0	0	0	0
Litter on Beach	0	0	0	0
Glass on Beach	0	0	3	3
Plastics on Beach	0	0	0	0
Vehicles on Beach	0	0	0	0
Nudity on Beach	0	0	0	0
Beached Boat on Beach	0	0	0	0
Destruction of Sea Oats	0	0	1	1
Dog Off Leash	4	5	1	4
TOTAL	4	5	8	17
CHARGES	APR	YTD	APR	YTD
	2025	2025	2024	2024
Attempted Murder	0	0	0	0
Robbery	1	1	0	0
Assault	0	0	0	2
Domestic Violence	1	5	0	2
Public Disorderly	5	9	5	7
Burglary	0	0	0	0
Possession of Stolen Vehicle	0	0	0	0
Grand Larceny	0	1	0	0
All Other Larceny	0	0	0	0
Fraud	0	1	1	3
Gun Violation	1	2	3	7
Drug Violations/Sale/Manufacture/Distribution/Etc.	0	2	5	15
Possession of Controlled Substance	0	0	4	5
Other Drug Possession Methamphetamine/Cocaine/Cocaine Base/Ecstasy/MDMA/Etc.	1	3	2	4
Simple Possession of Marijuana/Possession 1 oz. or less	18	30	20	51
Drug Equipment Violation	6	8	6	20
Vandalism/Damage to Property	0	0	0	0
Driving Under Suspension	23	57	23	68
Driving Under Influence	18	33	15	47
Other Alcohol Violation	13	30	13	46
Speeding	9	46	9	51
Other Traffic Related	122	291	117	410
Golf Cart Violation	0	0	0	2
Marine Violation	0	0	0	0
Resisting/Hindering/Assaulting Public Official or Police Officer	5	5	5	5
False Information to Police/Fire/Rescue	1	1	1	1
Failure to Stop for Police/Evade/Elude	2	4	3	5
Animal Violation (Other than Dog at Large)	0	1	1	8
Noise Violation	1	2	0	1
Littering	0	0	0	2
Indecent Exposure	0	0	0	0
Business License	2	5	3	23
All Other Charges	2	14	1	6
TOTAL	231	551	237	791



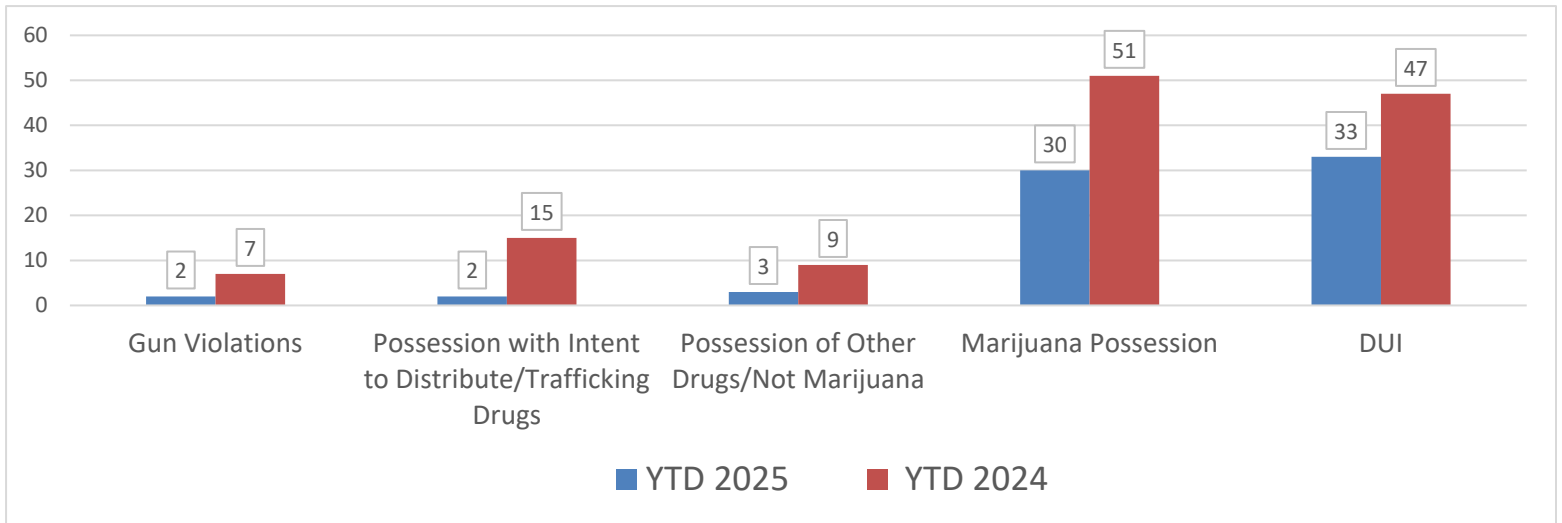
ISLE OF PALMS POLICE DEPARTMENT

MONTHLY REPORT

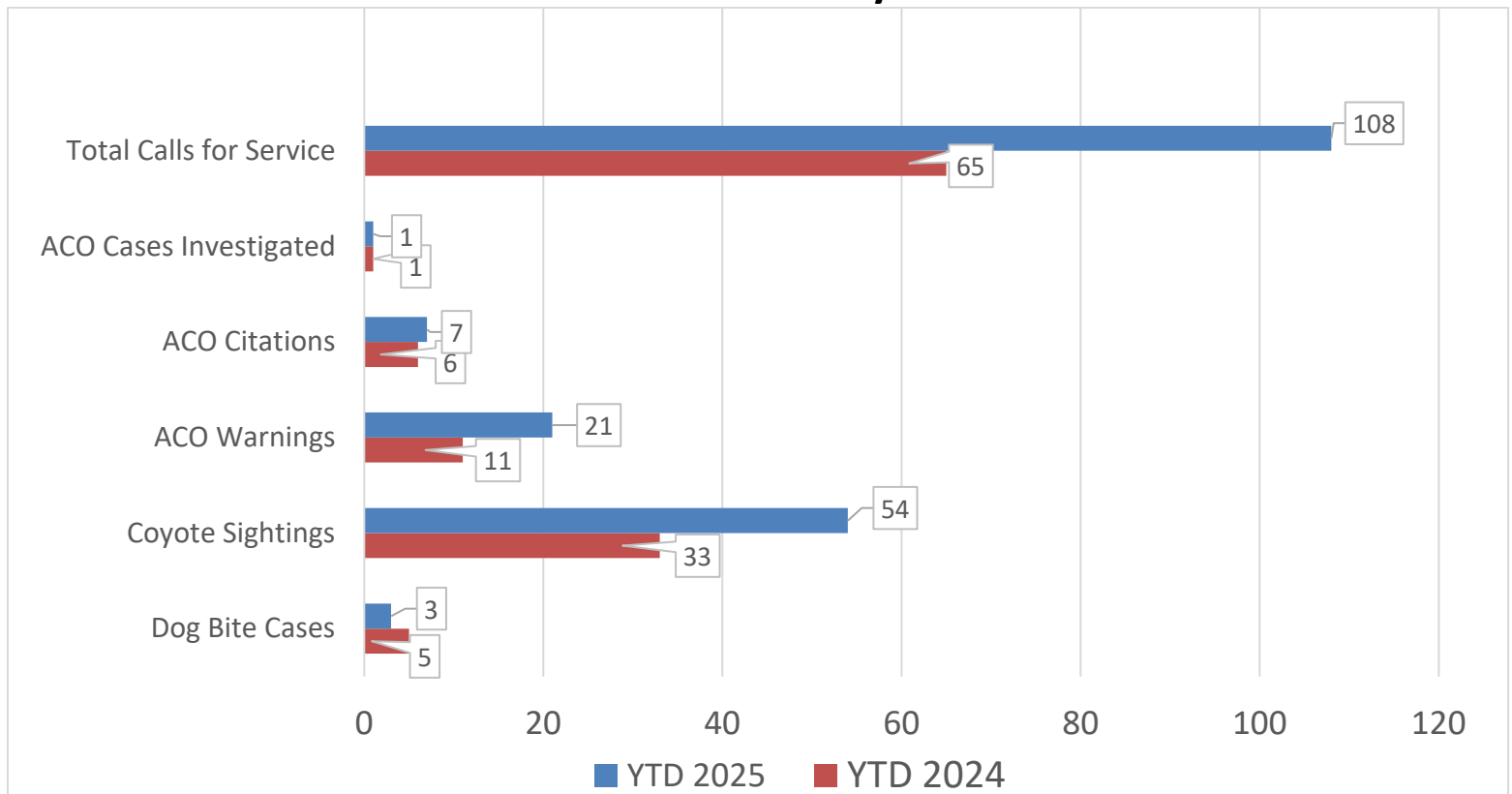
APRIL 2025



Drug, Gun, and DUI Charge Trend – Year to Date



Animal Control Activity - Year to Date





ISLE OF PALMS POLICE DEPARTMENT

MONTHLY REPORT

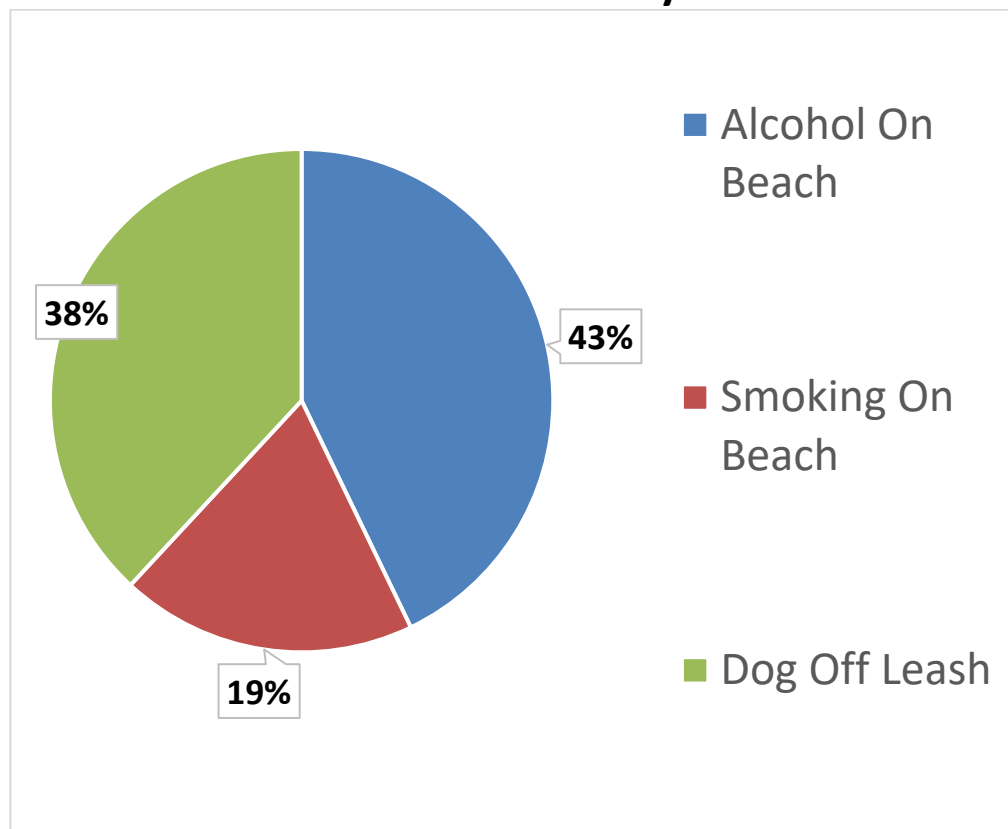
APRIL 2025



Beach Service Officer Activity – APRIL 2025

Charges	Written Warnings Issued	Citations Issued	Total
Alcohol on the Beach	9	0	9
Smoking on Beach	4	0	4
Litter on Beach	0	0	0
Glass on Beach	0	0	0
Plastics on Beach	0	0	0
Destruction of Sea Oats	0	0	0
Dog Off Leash	8	0	8
Other	0	0	0
Total	21	0	

Beach Service Officer Activity – APRIL 2025





ISLE OF PALMS POLICE DEPARTMENT MONTHLY REPORT APRIL 2025

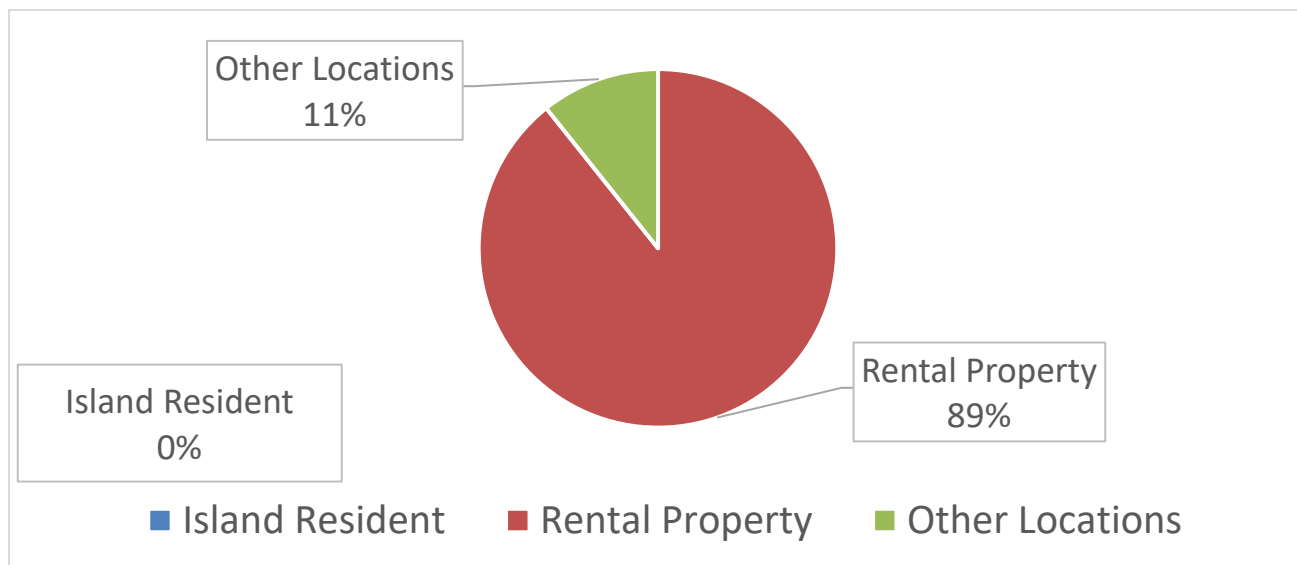


Livability Statistics – APRIL 2025

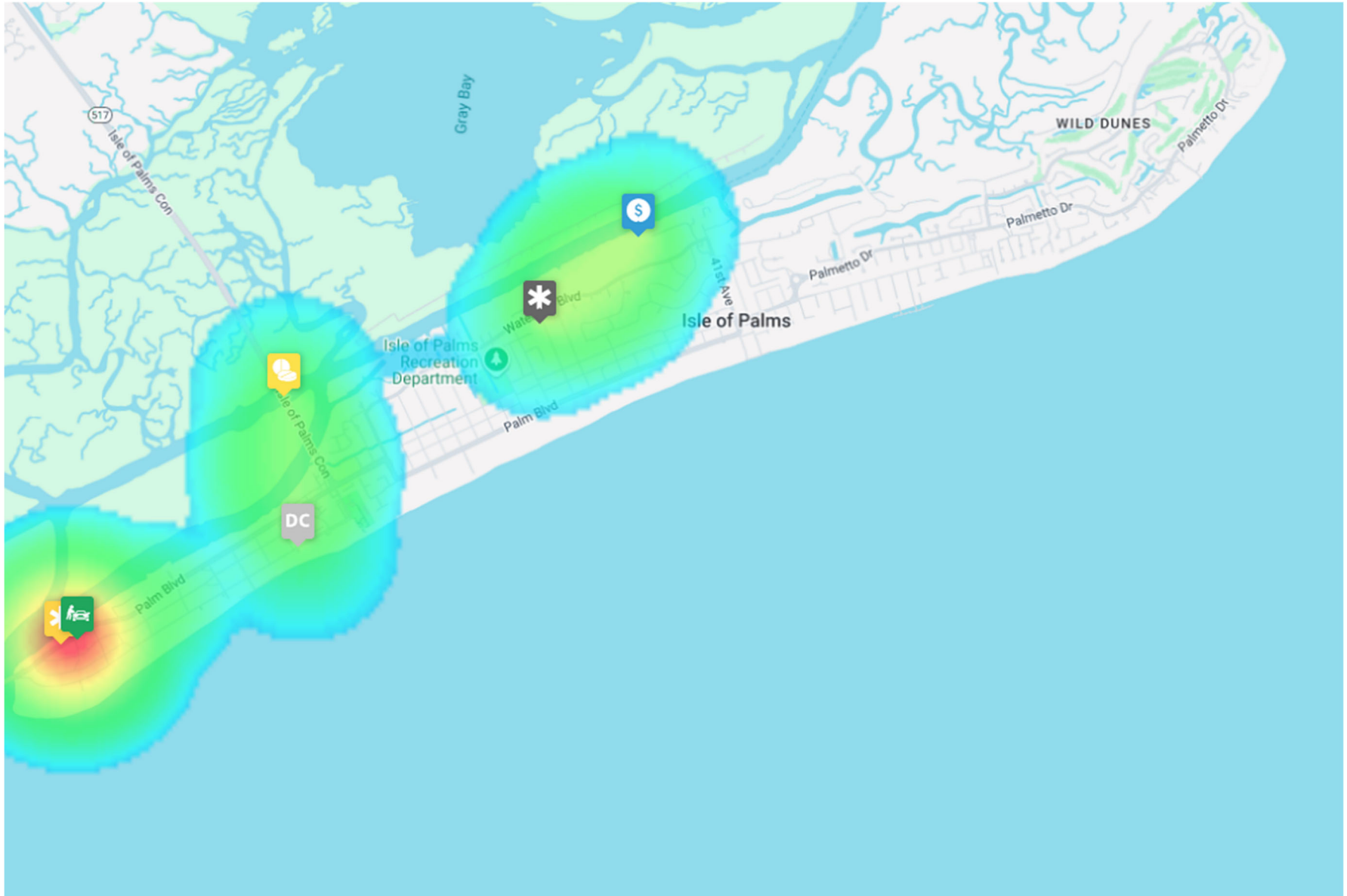
LIVABILITY COMPLAINTS	ISLAND RESIDENT	RENTAL PROPERTY	OTHER LOCATIONS	TOTAL COMPLAINTS
NOISE	0	24	0	24
FIREWORKS	0	0	0	0
UNKEMPT LOTS	0	0	0	0
RIGHT-OF-WAY OBSTRUCTION	0	0	0	0
BUSINESS LICENSE	0	0	2	2
OTHER RENTAL PROPERTY VIOLATIONS NOT LISTED	0	0	1	1
SHORT TERM RENTAL OCCUPANCY VIOLATIONS	0	1	0	1
SHORT TERM RENTAL VEHICLE LIMIT VIOLATIONS	0	0	0	0
ROLL CART VIOLATIONS	0	0	0	0
TOTAL	0	25	3	28
% BY CATEGORY	0%	89%	11%	

CITATIONS	WARNINGS	UNFOUNDED	COMPLAINT DISPOSITION
0	14	10	24
0	0	0	0
0	0	0	0
0	0	0	0
0	2	0	2
0	1	0	1
1	0	0	1
0	0	0	0
0	0	0	0
1	17	10	28
4%	61%	36%	

Livability Complaint by Property Type – APRIL 2025




INCIDENT REPORT DENSITY/HEAT MAP APRIL 2025

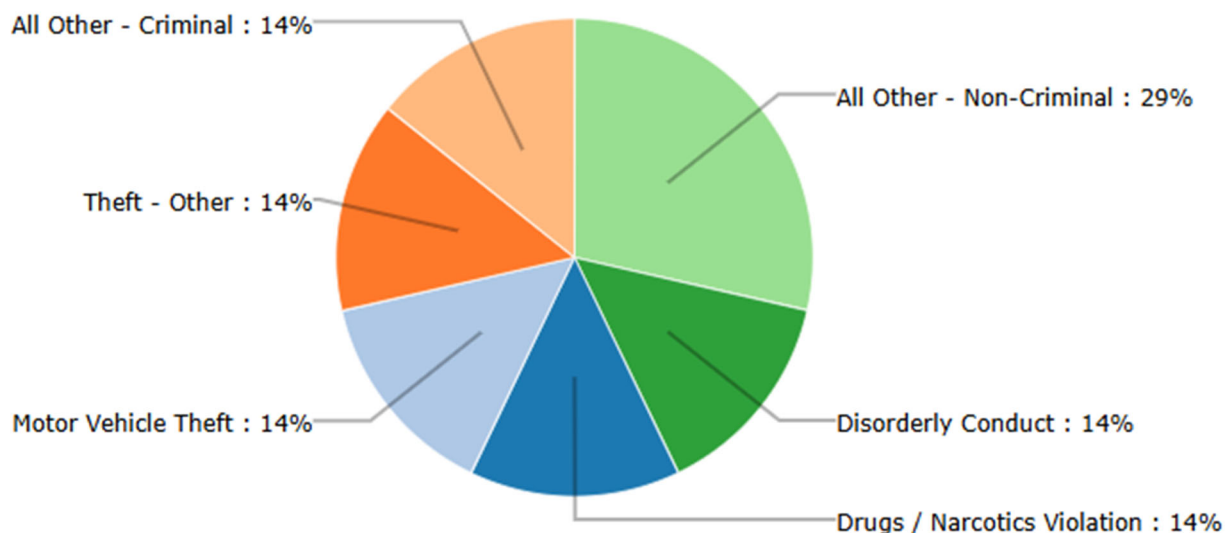




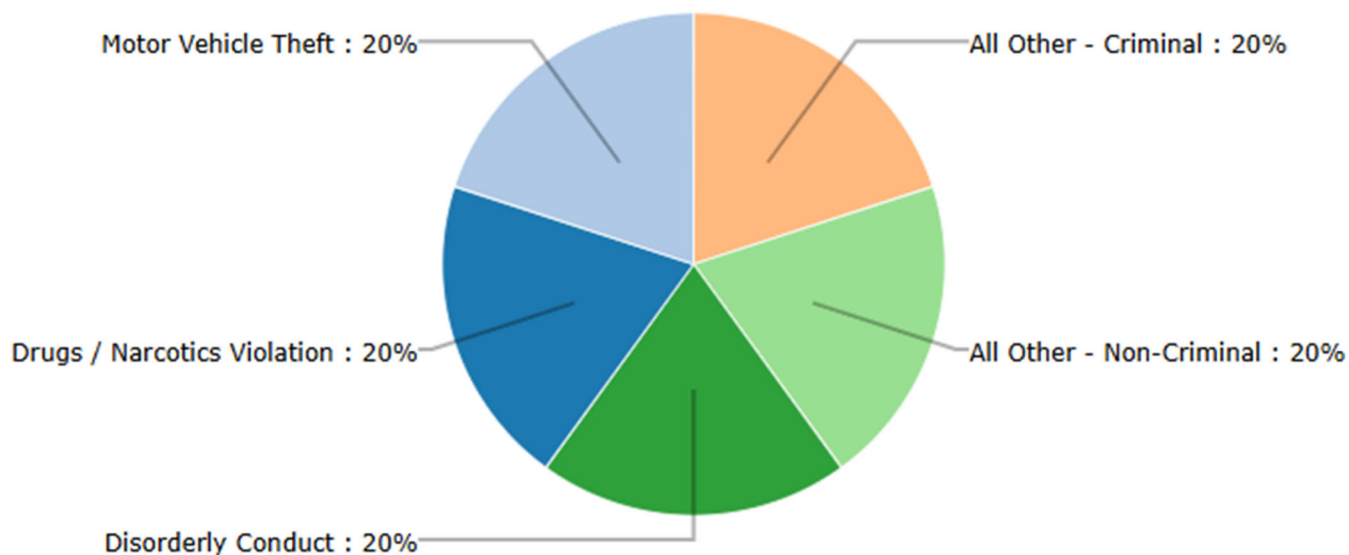
ISLE OF PALMS POLICE DEPARTMENT MONTHLY REPORT APRIL 2025



Reported Incident Crime Class Types – APRIL 2025



Reported Incident Crime Class Types (Red Area) – APRIL 2025



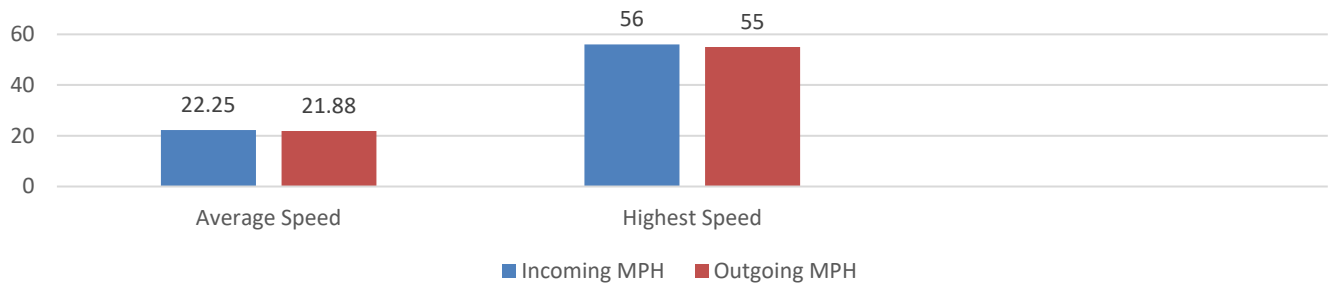
“All Other” includes incidents related to animals, noise, livability, and other violations.



ISLE OF PALMS POLICE DEPARTMENT MONTHLY REPORT APRIL 2025



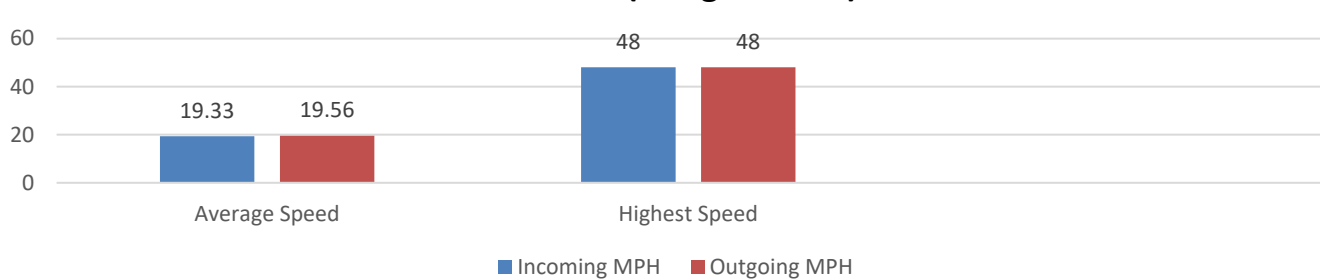
41st Ave Radar Stats (Wildwood side) APRIL 2025



Total Incoming Vehicles: 25441
Total Outgoing Vehicles: 26751

Busiest Day of the Month: April 19, 2025
Total Vehicles Incoming: 1252
Total Vehicles Outgoing: 1452

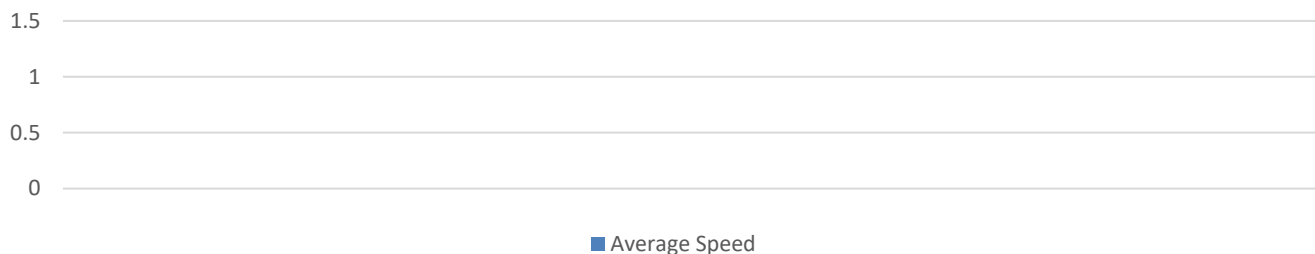
41st Ave Radar Stats (Marginal side) APRIL 2025



Total Incoming Vehicles: 22014
Total Outgoing Vehicles: 17351

Busiest Day of the Month: April 19, 2025
Total Vehicles Incoming: 1098
Total Vehicles Outgoing: 711

Mobile Radar Trailer APRIL 2025



*No Mobile Radar Trailer Data this period.

PCI MUNICIPAL SERVICES

APRIL 2025

DESCRIPTION	UNPAID CITATIONS	CANCELLED CITATIONS	PAID CITATIONS	TOTAL CITATIONS	TOTAL WARNINGS
VEHICLE OVER 20FT IN ROW OVER 1 HOUR	1	0	0	1	0
PARALLEL PARKING ONLY	3	2	1	6	3
BLOCKING/ OBSTRUCTING TRAFFIC	1	0	0	1	0
PARKED AGAINST THE FLOW OF TRAFFIC	44	4	46	94	17
NO PARKING ZONE	8	0	14	22	3
GOLF CART PARKING ONLY	2	0	1	3	0
PARKED ON SIDEWALK	0	0	0	0	1
PARKED WITHIN 15FT OF FIRE HYDRANT	2	0	0	2	0
PARKED WITHIN 30FT OF STOP SIGN	1	0	0	1	1
IMPROPER PARKING	4	2	4	10	0
NON-PAYMENT	512	154	323	989	36
PARKED ON PAVEMENT	18	5	11	34	8
PARKED WITHIN 25FT OF INTERSECTION	2	3	3	8	0
PARKED IN OR WITHIN 20FT OF A CROSSWALK	2	0	1	3	2
BLOCKING BEACH ACCESS	1	0	0	1	0
RESIDENTIAL PERMIT REQUIRED	28	9	14	51	29
PARKED WITHIN 4FT OF PAVEMENT	30	1	9	40	11
TOTAL	659	180	427	1266	111

