



# ISLE OF PALMS POLICE DEPARTMENT

## MONTHLY REPORT

### AUGUST 2025



#### SIGNIFICANT DEPARTMENTAL ACTIONS

Incidents of interest in August include 49 arrests, 489 traffic stops, 15 drug related charges, 117 traffic citations, and 6 arrests for driving under the influence.

The Isle of Palms Police Department has one officer participating in the FBI Joint Terrorism Task Force.

| ACTIVITY SUMMARY                         | AUG        | YTD  | AUG         | YTD  |
|--|------------|------|-------------|------|
|  | 2025       | 2025 | 2024        | 2024 |
| Calls for Service                        | 1361       | 8270 | 1204        | 8903 |
| Incident Reports                         | 101        | 804  | 106         | 978  |
| Traffic Collisions                       | 6          | 49   | 5           | 59   |
| Traffic Stops                            | 489        | 2912 | 541         | 3438 |
| Bicycle Stops                            | 10         | 18   | 0           | 10   |
| Golf Cart Stops                          | 4          | 36   | 8           | 52   |
| Marine Calls for Service                 | 0          | 1    | 1           | 13   |
| Arrests                                  | 49         | 342  | 77          | 549  |
| State Law Violations                     | 158        | 1027 | 174         | 1437 |
| City Ordinance Violations                | 39         | 124  | 29          | 162  |
| Warning Citations                        | 538        | 3077 | 462         | 2793 |
| Parking Citations-PCI Municipal Services | 899        | 6543 | 763         | 7146 |
| Isle of Palms Warrants Served            | 4          | 66   | 15          | 100  |
| Criminal Investigations-Cases Opened     | 5          | 75   | 15          | 81   |
| Criminal Investigations-Cases Closed     | 4          | 79   | 5           | 41   |
| Training Hours                           | 127        | 1710 | 332         | 1582 |
| Coyote Sightings                         | 7          | 110  | 5           | 143  |
| Beach Wheel Chairs Issued                | 14         | 141  | 15          | 124  |
| REPORTS BY OFFENSE TYPES                 | AUGUST     |      | YTD         |      |
|  | 2025       |      | 2025        |      |
| DUI                                      | 5          |      | 40          |      |
| Other Alcohol Offense                    | 10         |      | 55          |      |
| Arson/Suspicious Fire                    | 0          |      | 0           |      |
| Rape/Sexual Assault                      | 0          |      | 2           |      |
| Assault                                  | 1          |      | 23          |      |
| Indecent Exposure                        | 0          |      | 1           |      |
| Harassment                               | 0          |      | 3           |      |
| Drug Incident                            | 21         |      | 145         |      |
| Homicide/Manslaughter                    | 0          |      | 0           |      |
| Traffic                                  | 23         |      | 190         |      |
| DUS                                      | 12         |      | 93          |      |
| Robbery                                  | 0          |      | 2           |      |
| Burglary                                 | 0          |      | 1           |      |
| Theft from Motor Vehicle                 | 0          |      | 7           |      |
| Motor Vehicle Theft                      | 0          |      | 5           |      |
| Larceny                                  | 3          |      | 25          |      |
| Fraud                                    | 2          |      | 23          |      |
| Suicide (Actual or Attempted)            | 0          |      | 1           |      |
| Vandalism                                | 2          |      | 14          |      |
| Weapon Law Violations                    | 1          |      | 10          |      |
| Assist Other Agency                      | 6          |      | 33          |      |
| Noise Violation                          | 18         |      | 154         |      |
| All Other Offenses                       | 27         |      | 223         |      |
| <b>TOTAL</b>                             | <b>131</b> |      | <b>1050</b> |      |

| BEACH RELATED CHARGES  | AUG        | YTD         | AUG        | YTD         |
|--|------------|-------------|------------|-------------|
|  | 2025       | 2025        | 2024       | 2024        |
| Alcohol on Beach   | 10         | 11          | 0          | 20          |
| Smoking on Beach   | 0          | 2           | 0          | 2           |
| Litter on Beach  | 0          | 0           | 0          | 0           |
| Glass on Beach   | 0          | 0           | 0          | 21          |
| Plastics on Beach  | 0          | 0           | 0          | 0           |
| Vehicles on Beach  | 1          | 1           | 0          | 1           |
| Nudity on Beach  | 0          | 0           | 0          | 1           |
| Beached Boat on Beach  | 0          | 0           | 0          | 1           |
| Destruction of Sea Oats  | 0          | 0           | 0          | 1           |
| Dog Off Leash  | 7          | 20          | 0          | 5           |
| <b>TOTAL</b>   | <b>18</b>  | <b>34</b>   | <b>0</b>   | <b>52</b>   |
| CHARGES  | AUG        | YTD         | AUG        | YTD         |
|  | 2025       | 2025        | 2024       | 2024        |
| Attempted Murder   | 0          | 0           | 0          | 0           |
| Robbery  | 0          | 1           | 2          | 2           |
| Assault  | 1          | 4           | 1          | 10          |
| Domestic Violence  | 0          | 7           | 0          | 4           |
| Public Disorderly  | 4          | 23          | 3          | 39          |
| Burglary   | 0          | 0           | 0          | 0           |
| Possession of Stolen Vehicle   | 0          | 1           | 0          | 0           |
| Grand Larceny  | 1          | 4           | 2          | 3           |
| All Other Larceny  | 1          | 2           | 0          | 8           |
| Fraud  | 0          | 1           | 0          | 5           |
| Weapon Violation   | 0          | 11          | 3          | 15          |
| Drug Violations/Sale/Manufacture/Distribution/Etc.                           | 0          | 8           | 3          | 25          |
| Possession of Controlled Substance   | 0          | 11          | 1          | 11          |
| Other Drug Possession Methamphetamine/Cocaine/Cocaine Base/Ecstasy/MDMA/Etc. | 1          | 4           | 3          | 13          |
| Simple Possession of Marijuana/Possession 1 oz. or less                      | 12         | 79          | 23         | 131         |
| Drug Equipment Violation   | 2          | 19          | 7          | 44          |
| Vandalism/Damage to Property   | 0          | 0           | 0          | 3           |
| Driving Under Suspension   | 15         | 121         | 17         | 137         |
| Driving Under Influence  | 6          | 57          | 5          | 88          |
| Other Alcohol Violation  | 13         | 62          | 8          | 92          |
| Speeding   | 24         | 97          | 8          | 87          |
| Other Traffic Related  | 78         | 541         | 97         | 767         |
| Golf Cart Violation  | 0          | 0           | 1          | 5           |
| Marine Violation   | 0          | 0           | 0          | 0           |
| Resisting/Hindering/Assaulting Public Official or Police Officer             | 0          | 10          | 1          | 18          |
| False Information to Police/Fire/Rescue                                      | 0          | 1           | 1          | 5           |
| Failure to Stop for Police/Evade/Elude                                       | 0          | 8           | 1          | 8           |
| Animal Violation (Other than Dog at Large)                                   | 1          | 2           | 0          | 4           |
| Noise Violation  | 0          | 7           | 1          | 5           |
| Littering  | 2          | 5           | 1          | 7           |
| Indecent Exposure  | 0          | 1           | 0          | 0           |
| Business License   | 18         | 76          | 28         | 94          |
| All Other Charges  | 4          | 20          | 1          | 16          |
| <b>TOTAL</b>   | <b>183</b> | <b>1183</b> | <b>218</b> | <b>1646</b> |



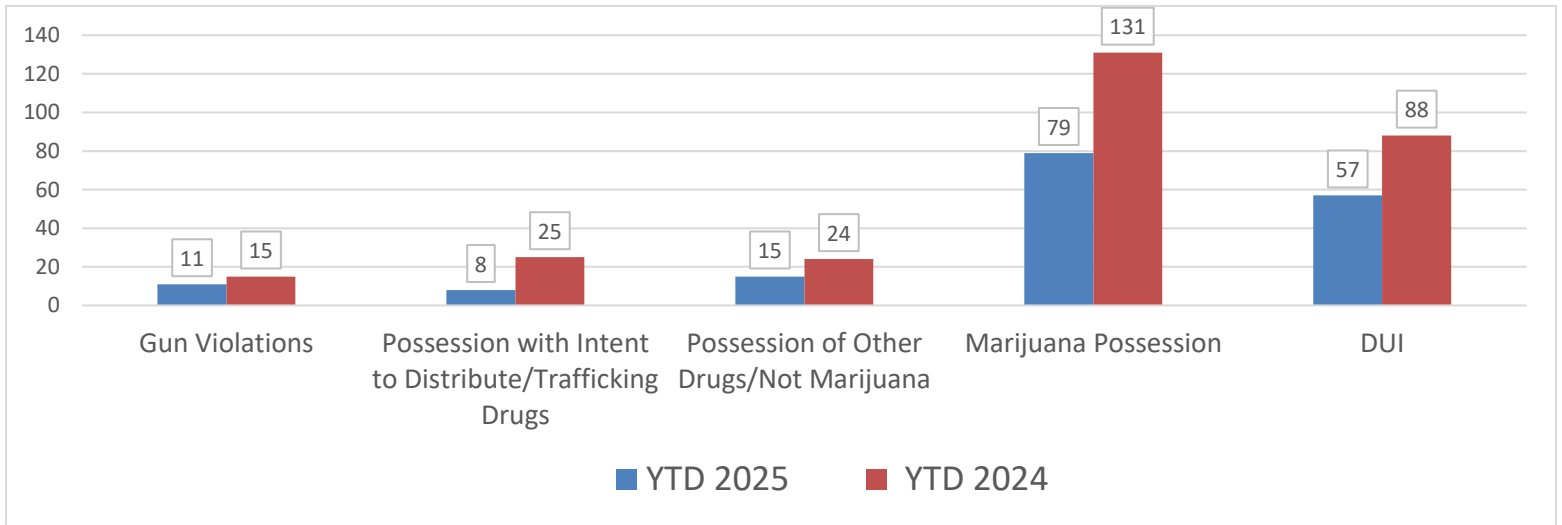
# ISLE OF PALMS POLICE DEPARTMENT

## MONTHLY REPORT

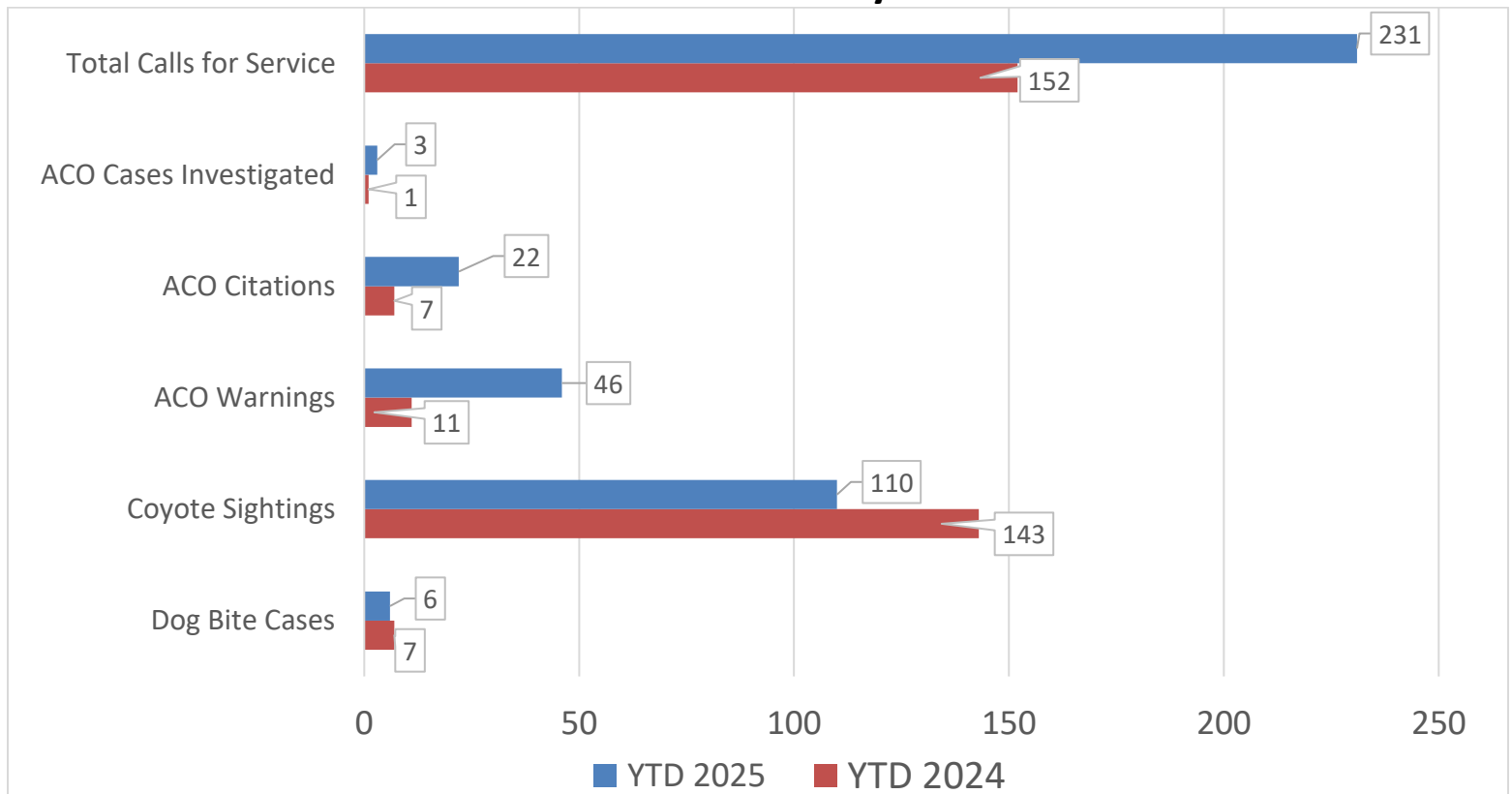
### AUGUST 2025



## Drug, Gun, and DUI Charge Trend – Year to Date



## Animal Control Activity - Year to Date





# ISLE OF PALMS POLICE DEPARTMENT

## MONTHLY REPORT

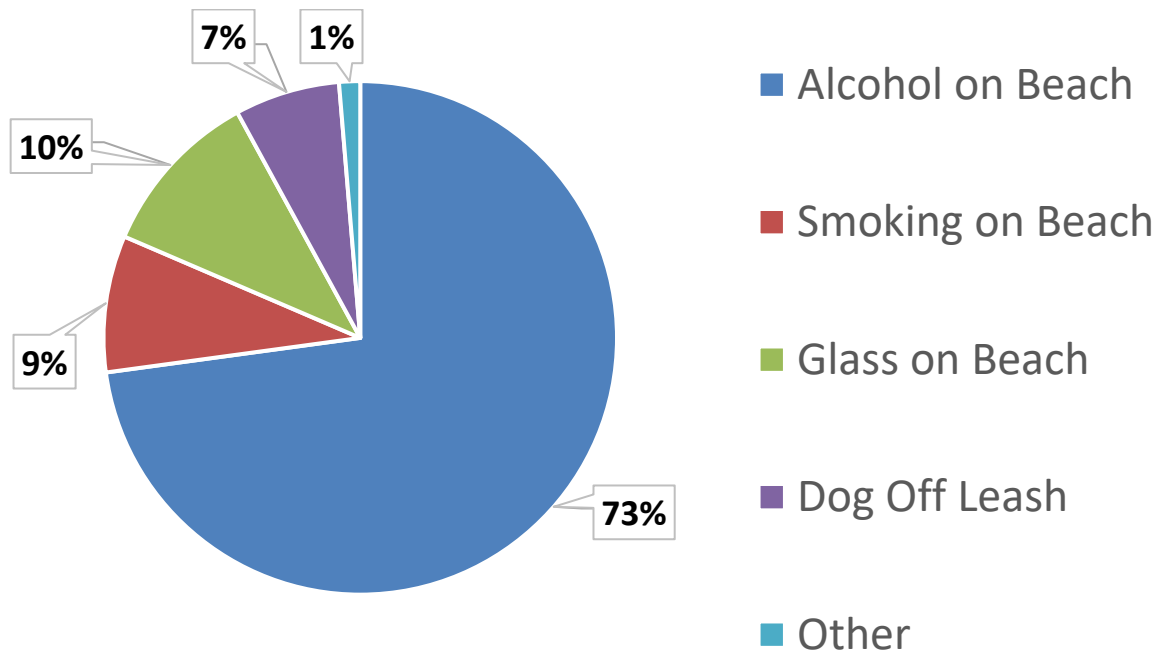
### AUGUST 2025



## Beach Service Officer Activity – AUGUST 2025

| Charges                 | Written Warnings Issued | Citations Issued | Total |
|-------------------------|-------------------------|------------------|-------|
| Alcohol on the Beach    | 101                     | 9                | 110   |
| Smoking on Beach        | 13                      | 0                | 13    |
| Litter on Beach         | 0                       | 0                | 0     |
| Glass on Beach          | 16                      | 0                | 16    |
| Plastics on Beach       | 0                       | 0                | 0     |
| Destruction of Sea Oats | 0                       | 0                | 0     |
| Dog Off Leash           | 10                      | 0                | 10    |
| Other                   | 2                       | 0                | 2     |
| Total                   | 142                     | 9                |       |

## Beach Service Officer Activity – AUGUST 2025





# ISLE OF PALMS POLICE DEPARTMENT MONTHLY REPORT AUGUST 2025

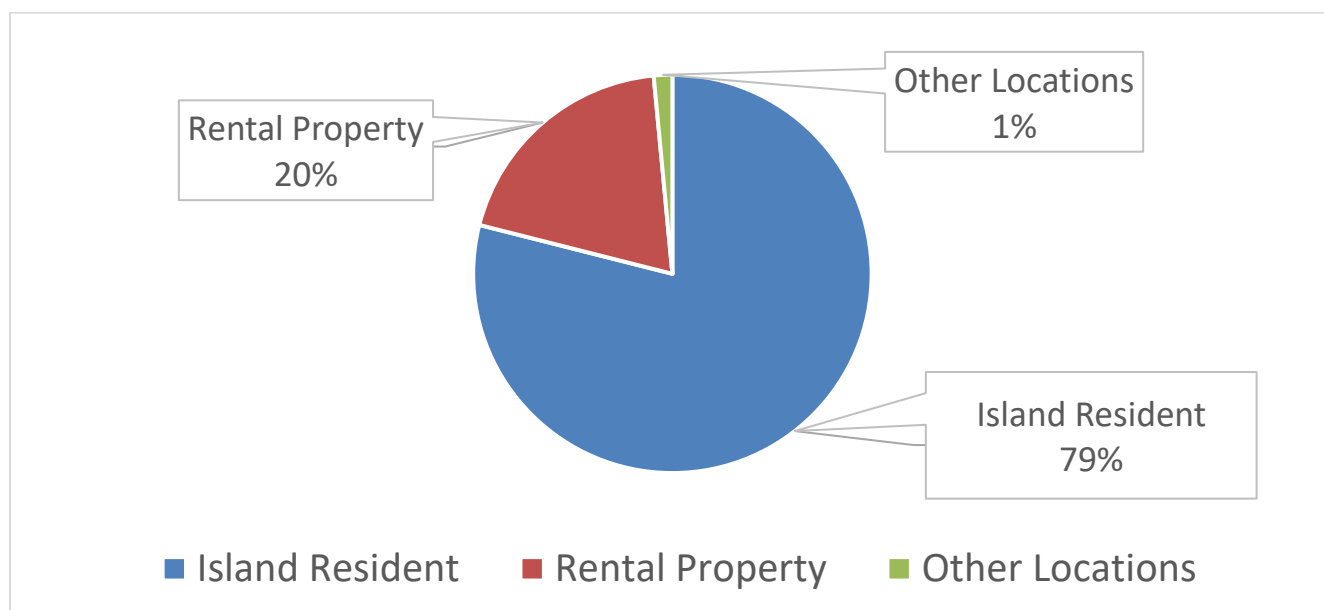


## Livability Statistics – AUGUST 2025

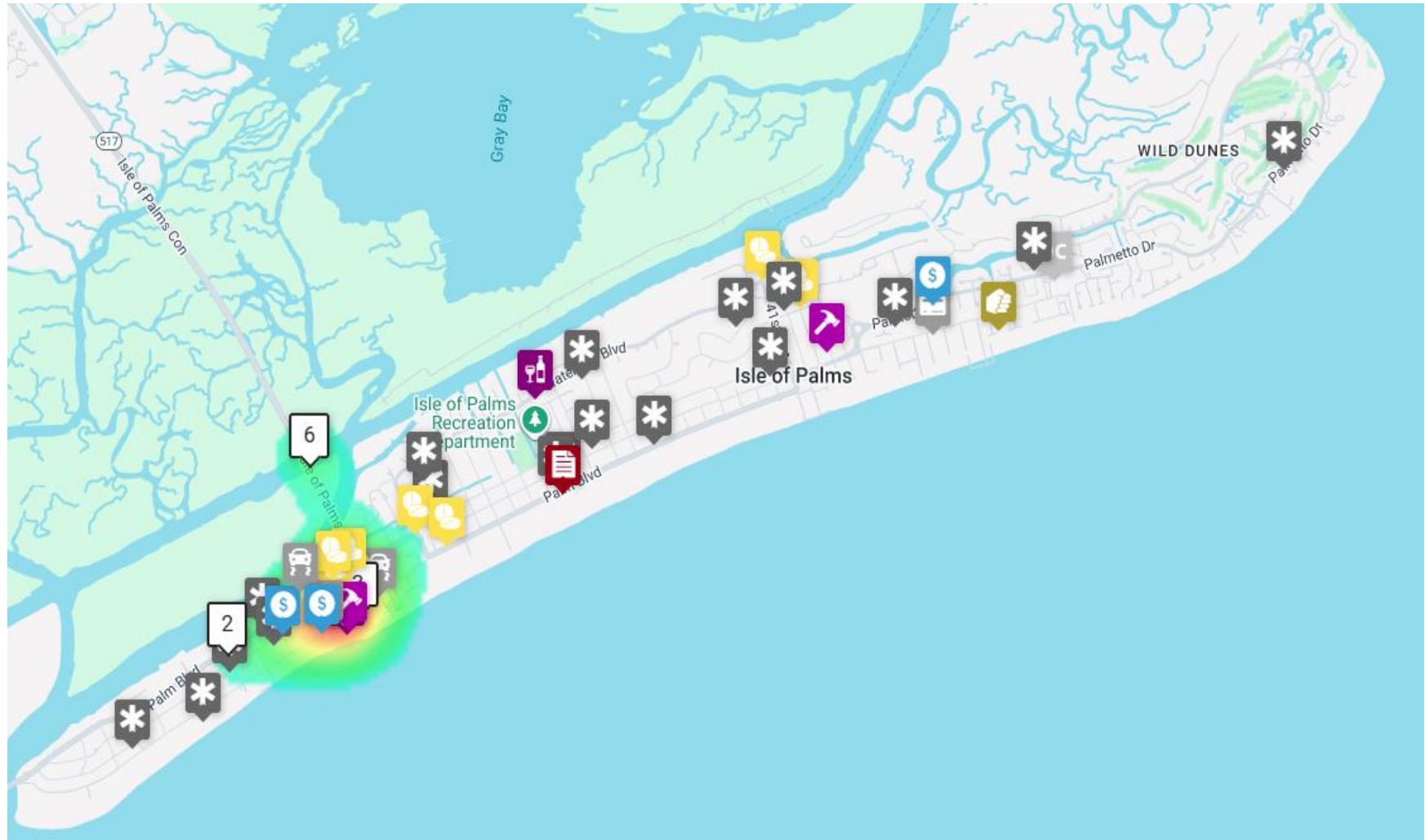
| LIVABILITY COMPLAINTS                       | ISLAND RESIDENT | RENTAL PROPERTY | OTHER LOCATIONS | TOTAL COMPLAINTS |
|---|-----------------|-----------------|-----------------|------------------|
| NOISE                                       | 8               | 9               | 1               | 18               |
| FIREWORKS                                   | 0               | 0               | 0               | 0                |
| UNKEMPT LOTS                                | 2               | 0               | 1               | 3                |
| RIGHT-OF-WAY OBSTRUCTION                    | 0               | 0               | 0               | 0                |
| BUSINESS LICENSE                            | 34              | 0               | 0               | 34               |
| OTHER RENTAL PROPERTY VIOLATIONS NOT LISTED | 0               | 1               | 0               | 1                |
| SHORT TERM RENTAL OCCUPANCY VIOLATIONS      | 0               | 0               | 0               | 0                |
| SHORT TERM RENTAL VEHICLE LIMIT VIOLATIONS  | 0               | 0               | 0               | 0                |
| ROLL CART VIOLATIONS                        | 61              | 16              | 0               | 77               |
| <b>TOTAL</b>                                | <b>105</b>      | <b>26</b>       | <b>2</b>        | <b>133</b>       |
| <b>% BY CATEGORY</b>                        | <b>79%</b>      | <b>20%</b>      | <b>2%</b>       |                  |

| CITATIONS | WARNINGS | UNFOUNDED | COMPLAINT DISPOSITION |
|-----------|----------|-----------|-----------------------|
| 0         | 8        | 10        | 18                    |
| 0         | 0        | 0         | 0                     |
| 0         | 3        | 0         | 3                     |
| 0         | 0        | 0         | 0                     |
| 18        | 10       | 6         | 34                    |
| 0         | 1        | 0         | 1                     |
| 0         | 0        | 0         | 0                     |
| 0         | 0        | 0         | 0                     |
| 0         | 77       | 0         | 77                    |
| 18        | 99       | 16        | 133                   |
| 14%       | 74%      | 12%       |                       |

## Livability Complaint by Property Type – AUGUST 2025



# INCIDENT REPORT DENSITY/HEAT MAP AUGUST 2025

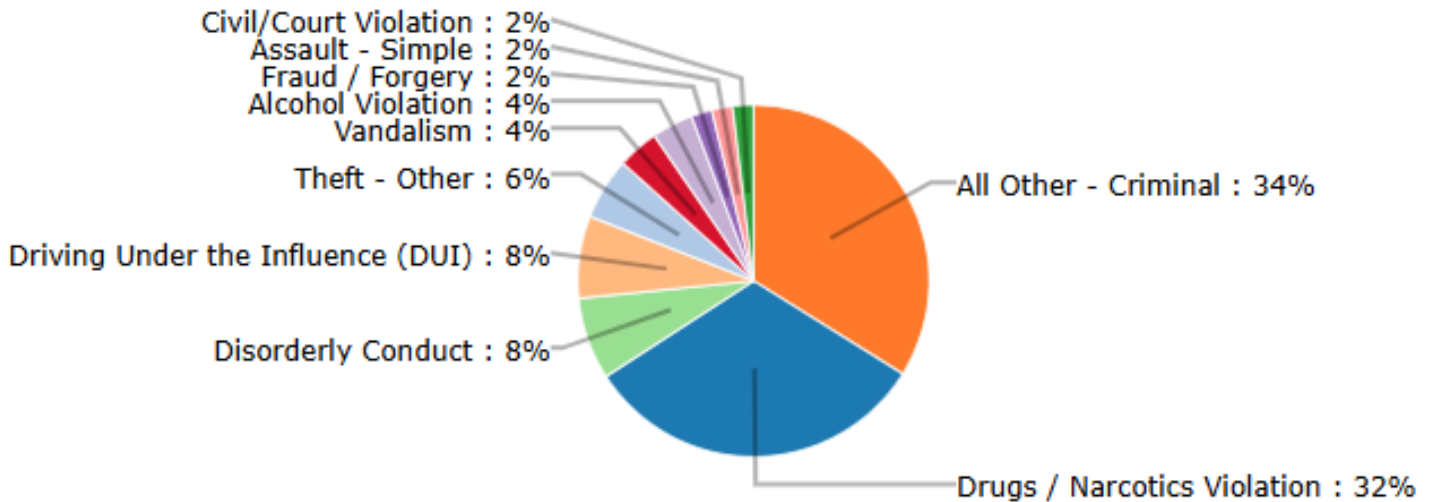




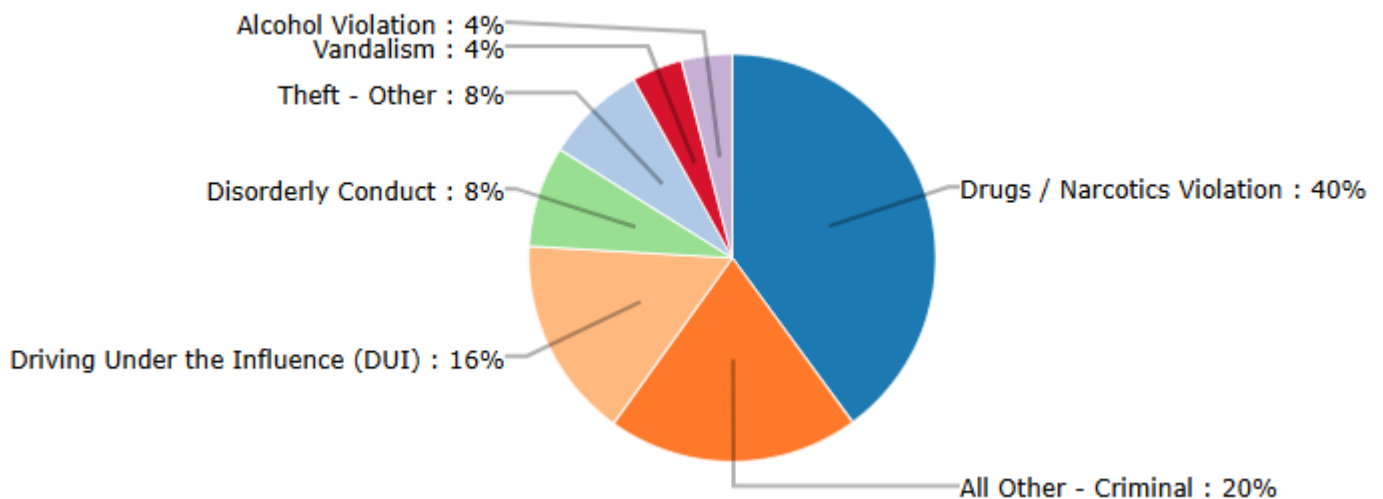
## ISLE OF PALMS POLICE DEPARTMENT MONTHLY REPORT AUGUST 2025



### Reported Incident Crime Class Types – AUGUST 2025



### Reported Incident Crime Class Types (Red Area) – AUGUST 2025



“All Other” includes incidents related to animals, noise, livability, and other violations.



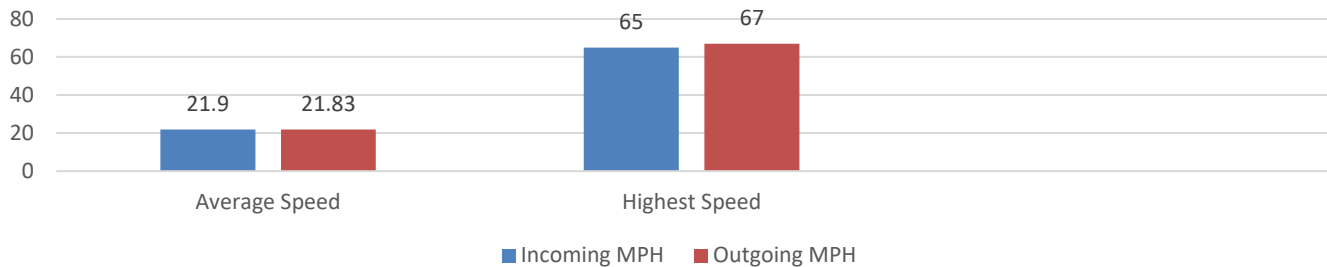
# ISLE OF PALMS POLICE DEPARTMENT

## MONTHLY REPORT

### AUGUST 2025



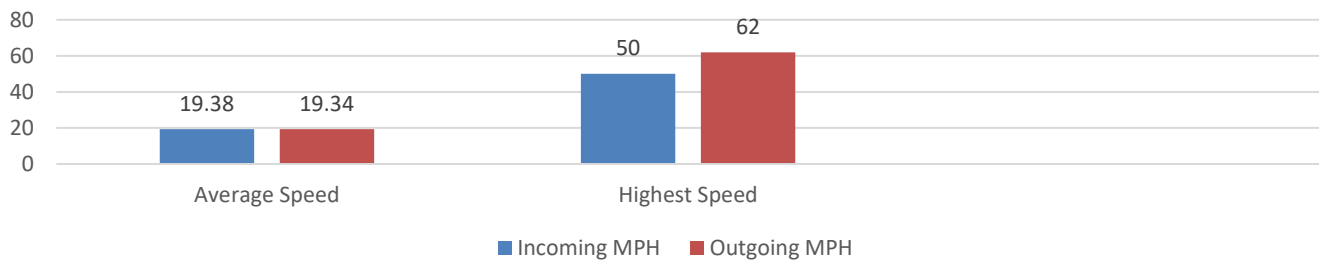
#### 41st Ave Radar Stats (Wildwood side) AUGUST 2025



Total Incoming Vehicles: 26096  
Total Outgoing Vehicles: 27849

Busiest Day of the Month: August 16, 2025  
Total Vehicles Incoming: 905  
Total Vehicles Outgoing: 900

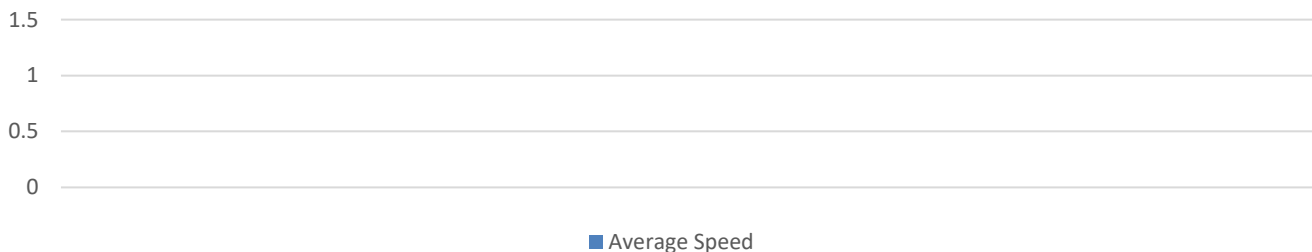
#### 41st Ave Radar Stats (Marginal side) AUGUST 2025



Total Incoming Vehicles: 20730  
Total Outgoing Vehicles: 15770

Busiest Day of the Month: August 1, 2025  
Total Vehicles Incoming: 910  
Total Vehicles Outgoing: 673

#### Mobile Radar Trailer AUGUST 2025



\*No Mobile Radar Trailer Data this period.



# PCI MUNICIPAL SERVICES

## AUGUST 2025

| Description                             | Valid Count | Cancel Count | Paid Count | Total Citations | Total Warnings |
|---|-------------|--------------|------------|-----------------|----------------|
| PARKED ON PAVEMENT                      | 8           | 0            | 4          | 12              | 7              |
| PARKED WITHIN 25FT OF INTERSECTION      | 1           | 0            | 0          | 1               | 0              |
| GOLF CART PARKING ONLY                  | 1           | 0            | 0          | 1               | 4              |
| PARALLEL PARKING ONLY                   | 0           | 1            | 0          | 1               | 3              |
| RESIDENTIAL PERMIT REQUIRED             | 20          | 8            | 16         | 44              | 2              |
| BLOCKING/ OBSTRUCTING TRAFFIC           | 0           | 1            | 1          | 2               | 0              |
| PARKED WITHIN 4FT OF PAVEMENT           | 47          | 13           | 44         | 104             | 13             |
| PARKED IN A YELLOW ZONE                 | 1           | 0            | 0          | 1               | 0              |
| PARKED IN A LOADING ZONE                | 3           | 1            | 1          | 5               | 0              |
| HANDICAPPED/ NON-VISIBLE PLACARD        | 1           | 0            | 0          | 1               | 0              |
| NON-PAYMENT                             | 332         | 90           | 203        | 625             | 15             |
| PARKED AGAINST THE FLOW OF TRAFFIC      | 39          | 4            | 28         | 71              | 14             |
| DOUBLE PARKING PROHIBITED               | 0           | 2            | 0          | 2               | 0              |
| NO PARKING ZONE                         | 12          | 2            | 9          | 23              | 1              |
| BLOCKING BEACH ACCESS                   | 2           | 1            | 0          | 3               | 0              |
| PARKED WITHIN 30FT OF STOP SIGN         | 0           | 0            | 1          | 1               | 0              |
| BLOCKING DRIVEWAY                       | 0           | 0            | 0          | 0               | 2              |
| PARKED IN OR WITHIN 20FT OF A CROSSWALK | 0           | 0            | 1          | 1               | 0              |
| IMPROPER PARKING                        | 0           | 1            | 0          | 1               | 1              |
| <b>Total</b>                            | <b>467</b>  | <b>124</b>   | <b>308</b> | <b>899</b>      | <b>62</b>      |

